

European Le Mans Series

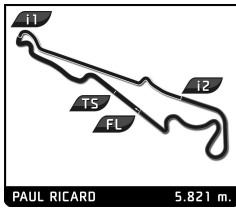
4 Hours of Le Castellet

Free Practice 1

Sector Analysis

Lap under Red Flag							Invalidated Lap		Personal Best	Session Best	B Crossing the pit lane				
Lap	D	Time	Sector 1	Sector 2	Sector 3	T. Spd	Elapsed	Lap	D	Time	Sector 1	Sector 2	Sector 3	T. Spd	Elapsed
3		DKR Engineering		3. Sebastian ALVAREZ		Oreca 07 - Gibson LMP2 Pro/Am									
		1. Jean GLORIEUX													
		2. Marlon HERNANDEZ													
1	3	2:43.329	1:07.836	42.392	53.101	142.5	2:43.329	13	2	2:02.857	32.776	38.353	51.728	249.4	33:34.877
2	3	2:01.913	34.397	37.914	49.602	240.5	4:45.242	14	2	6:35.502 B	32.239	37.917	5:25.346	248.8	40:10.379
3	3	1:54.652	30.511	35.372	48.769	273.4	6:39.894	15	2	2:20.379	49.405	38.261	52.713	151.0	42:30.758
4	3	1:52.660	30.283	35.081	47.296	273.4	8:32.554	16	2	5:52.261 B	32.474	38.662	4:41.125	248.8	48:23.019
5	3	4:17.152 B	31.030	45.945	3:00.177	272.7	12:49.706	17	2	2:30.201	59.281	38.497	52.423	79.5	50:53.220
6	3	2:42.004	1:14.107	38.106	49.791	80.4	15:31.710	18	2	2:01.877	32.590	38.193	51.094	248.3	52:55.097
7	3	1:59.967	33.501	37.386	49.080	210.1	17:31.677	19	2	2:00.896	32.277	37.873	50.746	248.8	54:55.993
8	3	1:53.293	30.663	35.383	47.247	268.7	19:24.970	20	2	3:38.880 B	32.549	37.930	2:28.401	248.3	58:34.873
9	3	1:52.783	29.970	35.560	47.253	272.7	21:17.753	21	1	2:22.088	50.973	38.757	52.358	125.3	1:00:56.961
10	3	1:53.393	30.278	35.690	47.425	271.4	23:11.146	22	1	2:03.437	32.666	38.981	51.790	249.4	1:03:00.398
11	3	4:52.444	30.042	34.966	47.436	273.4	25:03.590	23	1	2:03.060	32.524	38.718	51.818	249.4	1:05:03.458
12	3	1:53.241	30.092	34.909	48.240	273.4	26:56.831	24	1	2:05.181	32.517	38.278	54.386	251.2	1:07:08.639
13	3	3:09.633 B	30.379	35.441	2:03.813	273.4	30:06.464	25	1	2:04.329	33.028	38.544	52.757	248.3	1:09:12.968
14	3	2:28.571	52.149	41.283	55.139	154.1	32:35.035	26	1	2:03.372	32.693	38.465	52.214	250.0	1:11:16.340
15	3	2:01.111	33.536	37.862	49.713	243.2	34:36.146	27	1	5:42.170 B	50.058	1:27.690	3:24.422	251.7	1:16:58.510
16	3	3:18.415	30.552	1:19.292	1:28.571	272.7	37:54.561	28	3	2:22.668	49.111	38.793	54.764	151.3	1:19:21.178
17	3	1:54.249	30.674	35.570	48.005	271.4	39:48.810	29	3	2:03.293	32.944	38.211	52.138	248.8	1:21:24.471
18	3	1:53.173	30.233	35.044	47.896	271.4	41:41.983								
19	3	1:52.016	29.319	35.465	47.232	272.7	43:33.999								
20	3	1:50.915	29.210	34.529	47.176	272.0	45:24.914								
21	3	2:03.397	29.537	35.332	58.528	272.7	47:28.311								
22	3	4:06.133 B	1:12.617	48.708	2:04.808	70.8	51:34.444								
23	1	2:12.244	47.826	36.028	48.390	159.8	53:46.688								
24	1	1:54.932	30.886	35.728	48.318	270.0	55:41.620								
25	1	1:55.991	31.120	36.031	48.840	270.7	57:37.611								
26	1	1:54.831	30.471	36.160	48.200	270.7	59:32.442								
27	1	1:55.381	31.173	35.696	48.512	272.0	1:01:27.823								
28	1	1:54.879	30.849	35.658	48.372	272.0	1:03:22.702								
29	1	1:54.846	30.850	35.741	48.255	272.7	1:05:17.548								
30	1	1:56.877	30.986	37.337	48.554	273.4	1:07:14.425								
31	1	1:56.793	31.324	36.631	48.838	274.1	1:09:11.218								
32	1	1:57.115	31.521	36.079	49.515	273.4	1:11:08.333								
33	1	3:25.208	33.165	1:26.049	1:25.994	272.7	1:14:33.541								
34	1	1:56.959	31.000	36.542	49.417	264.1	1:16:30.500								
35	1	4:07.979 B	31.084	36.496	3:00.399	272.0	1:20:38.479								
4		DKR Engineering		3. Wyatt BRICHACEK		Ligier JS P325 - Toyota LMP3									
		1. Antti RAMMO													
		2. Romain FAVRE													
1	3	4:17.437	2:37.209	43.109	57.119	133.0	4:17.437								
2	3	2:08.886	34.874	41.008	53.004	241.6	6:26.323								
3	3	2:05.340	33.306	39.261	52.773	247.7	8:31.663								
4	3	3:11.678 B	33.130	50.575	1:47.973	250.6	11:43.341								
5	3	3:28.838	1:14.336	1:16.540	57.962	79.4	15:12.179								
6	3	2:05.143	34.029	38.830	52.284	247.7	17:17.322								
7	3	2:03.915	33.428	38.825	51.662	248.3	19:21.237								
8	3	3:27.509 B	33.023	38.722	2:15.764	249.4	22:48.746								
9	2	3:27.166	57.392	44.146	55.628	121.1	25:25.912								
10	2	2:03.828	33.691	38.389	51.748	238.4	27:29.740								
11	2	2:01.330	32.450	37.964	50.916	249.4	29:31.070								
12	2	2:00.950	32.232	37.944	50.774	250.0	31:32.020								
5		Rinaldi Racing		3. Mikkel Gaarde PEDERSEN		Ligier JS P325 - Toyota LMP3									
		1. Jose FERNANDES CAUTE													
		2. Alvisio RODELLA													
1	2	4:41.370	...	48.043	58.022	82.3	17:41.370								
2	2	2:09.119	35.398	40.654	53.067	242.2	19:50.489								
3	2	2:04.226	32.706	38.188	53.332	246.0	21:54.715								
4	2	2:02.951	32.475	38.223	52.253	245.5	23:57.666								
5	2	2:04.598	32.148	38.020	54.430	246.6	25:59.264								
6	2	2:06.160	32.216	37.902	56.402	249.4	28:05.424								
7	2	2:06.929	32.886	38.249	55.794	249.4	30:12.353								
8	2	2:00.911	32.113	37.845	50.953	249.4	32:13.264								
9	2	2:00.732	31.965	37.883	50.884	247.7	34:13.996								
10	2	4:28.242 B	32.221	48.288	3:07.733	248.3	38:42.238								
11	3	2:24.092	53.860	38.544	51.688	79.4	41:06.330								
12	3	2:04.569	32.393	38.102	51.074	244.9	43:07.899								
13	3	2:07.906	32.332	39.489	56.085	246.6	45:15.805								
14	3	2:13.661	32.444	38.381	1:02.836	247.1	47:29.466								
15	3	2:57.139	1:12.825	50.895	53.419	79.5	50:26.605								
16	3	2:01.513	32.102	38.099	51.312	248.8	52:28.118								
17	3	2:03.449	32.694	38.279	52.476	248.8	54:31.567								
18	3	2:01.035	32.212	37.918	50.905	247.1	56:32.602								
19	3	2:01.079	32.130	37.938	51.011	247.7	58:33.681								
20	3	3:37.136 B	32.770	38.297	2:26.069	249.4	1:02:10.817								
21	1	2:25.240	53.218	38.960	53.062	111.2	1:04:36.057								
22	1	2:04.350	32.923	38.529	52.898	247.1	1:06:40.407								
23	1	2:03.823	32.826	38.631	52.366	247.1	1:08:44.230								
24	1	2:03.363	32.624	38.577	52.162	247.7	1:10:47.593								
25	1	3:29.643	32.730	1:19.373	1:37.540	246.6	1:14:17.236								
26	1	2:04.511	33.008	38.608	52.895	246.0	1:16:21.747								
27	1	2:04.877	33.021	39.325	52.531	246.0	1:18:26.624								
28	1	2:03.911	33.122	38.581	52.208	246.6	1:20:30.535								
7		Vector Sport		3. Lorenzo FLUXA		Oreca 07 - Gibson LMP2 Pro/Am									
		1. Jens Reno MÖLLER													
		2. Cem BÖLÜKBASI													
1	3	2:52.443	1:21.595	40.377	50.471	124.3	2:52.443								
2	3	2:01.446	31.595	38.608	51.243	268.0	4:53.889								





European Le Mans Series

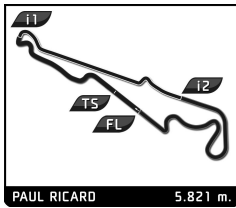
4 Hours of Le Castellet

Free Practice 1

Sector Analysis

Lap under Red Flag												Invalidated Lap												Personal Best												Session Best												B Crossing the pit lane																																																																																																																																																																																																																																																											
Lap	D	Time	Sector 1	Sector 2	Sector 3	T. Spd	Elapsed	Lap	D	Time	Sector 1	Sector 2	Sector 3	T. Spd	Elapsed	Lap	D	Time	Sector 1	Sector 2	Sector 3	T. Spd	Elapsed	Lap	D	Time	Sector 1	Sector 2	Sector 3	T. Spd	Elapsed	Lap	D	Time	Sector 1	Sector 2	Sector 3	T. Spd	Elapsed																																																																																																																																																																																																																																																																				
8 Team Virage 1.Louis STERN 3.Daniel NOGALES Ligier JS P325 - Toyota LMP3 2.Matteo QUINTARELLI																																																																																																																																																																																																																																																																																																											
1	1	2:40.688	53.573	47.197	59.918	124.0	2:40.688	2	1	2:18.513	38.457	43.371	56.685	201.9	4:59.201	3	1	2:08.323	34.576	39.671	54.076	244.3	7:07.524	4	1	2:06.906	34.094	39.401	53.411	247.1	9:14.430	5	1	4:02.065	49.771	1:25.933	1:46.361	247.1	13:16.495	6	1	2:36.978	1:01.636	40.736	54.606	79.4	15:53.473	7	1	2:07.755	34.016	39.724	54.015	243.8	18:01.228	8	1	2:07.132	33.646	39.339	54.147	247.1	20:08.360	9	1	2:07.100	34.087	39.413	53.600	248.8	22:15.460	10	1	2:06.320	33.936	39.072	53.312	247.1	24:21.780	11	1	2:11.128	33.849	40.991	56.288	248.3	26:32.908	12	1	2:05.723	33.628	39.285	52.810	248.3	28:38.631	13	1	2:15.730	36.292	39.532	59.906	248.3	30:54.361	14	2	7:22.292	4:23.734	1:27.320	1:31.238	54.9	38:16.653	15	2	4:26.204	2:49.302	42.341	54.561	144.4	42:42.857	16	2	2:04.872	34.008	39.612	51.252	231.8	44:47.729	17	2	2:00.651	32.184	37.996	50.471	247.7	46:48.380	18	2	3:12.562	51.254	1:29.233	52.075	247.7	50:00.942	19	2	2:02.954	32.403	38.389	52.162	247.1	52:03.896																																																																																																																																																				
9 Proton Competition 1.Jonas RIED 3.Mike ROCKENFELLER Oreca 07 - Gibson LMP2 2.Sebastian PRIAULX																																																																																																																																																																																																																																																																																																											
1	2	2:40.688	1:03.736	41.039	55.913	141.0	2:40.688	2	2	1:57.796	31.795	36.180	49.821	271.4	4:38.484	3	2	1:51.806	30.160	34.617	47.029	273.4	6:30.290	4	2	1:52.428	29.721	35.312	47.395	274.1	8:22.718	5	2	2:42.185	29.524	34.800	1:37.861	272.0	11:04.903	6	2	3:45.361	1:09.703	1:27.542	1:08.116	79.1	14:50.264	7	2	1:55.809	30.282	35.105	50.422	272.0	16:46.073	8	2	1:51.589	29.591	34.745	47.253	274.1	18:37.662	9	2	2:02.472	34.727	39.387	58.358	275.5	20:40.134	10	2	1:13.547	9:49.408	35.799	48.340	159.8	31:53.681	11	2	1:52.427	29.796	35.272	47.359	270.0	33:46.108	12	2	2:18.751	30.858	36.192	1:11.701	272.7	36:04.859	13	2	2:44.998	1:09.678	46.823	48.497	79.0	38:49.857	14	2	1:54.279	30.080	35.136	49.063	272.7	40:44.136	15	2	1:52.850	30.013	35.100	47.737	272.7	42:36.986	16	2	2:01.805	30.400	35.417	55.988	273.4	44:38.791	17	3	5:43.836	4:04.975	48.490	50.371	79.0	50:22.627	18	3	1:57.143	31.236	36.272	49.635	271.4	52:19.770	19	3	1:53.113	30.141	35.505	47.467	272.0	54:12.883	20	3	1:54.316	30.190	35.966	48.160	272.0	56:07.199	21	3	2:01.820	30.587	35.561	55.672	272.7	58:09.019	22	3	6:43.990	5:18.941	36.954	48.095	161.9	1:04:53.009	23	3	1:54.866	29.938	35.952	48.976	273.4	1:06:47.875	24	3	1:55.386	30.606	36.325	48.455	274.1	1:08:43.261	25	3	2:04.882	31.403	35.284	58.195	272.7	1:10:48.143	26	3	5:34.123	4:09.865	36.044	48.214	163.4	1:16:22.266	27	3	1:54.097	30.741	35.267	48.089	272.7	1:18:16.363	28	3	2:02.353	30.739	35.565	56.049	274.8	1:20:18.716	29	3	3:46.015	1:11.658	47.504	1:46.853	163.1	1:24:04.731	10 Vector Sport 1.Ryan CULLEN 3.Pietro FITTIPALDI Oreca 07 - Gibson LMP2 2.Vladislav LOMKO																												1	3	2:41.059	1:04.362	40.899	55.798	132.0	2:41.059	2	3	1:59.627	31.914	36.125	51.588	268.7	4:40.686	3	3	1:53.178	30.150	35.129	47.899	274.8	6:33.864	4	3	1:51.194	29.534	34.914	46.746	274.8	8:25.058	5	3	2:41.592	29.602	34.258	1:37.732	274.1	11:06.650
10 Vector Sport 1.Ryan CULLEN 3.Pietro FITTIPALDI Oreca 07 - Gibson LMP2 2.Vladislav LOMKO																																																																																																																																																																																																																																																																																																											
1	3	2:41.059	1:04.362	40.899	55.798	132.0	2:41.059	2	3	1:59.627	31.914	36.125	51.588	268.7	4:40.686	3	3	1:53.178	30.150	35.129	47.899	274.8	6:33.864	4	3	1:51.194	29.534	34.914	46.746	274.8	8:25.058	5	3	2:41.592	29.602	34.258	1:37.732	274.1	11:06.650																																																																																																																																																																																																																																																																				





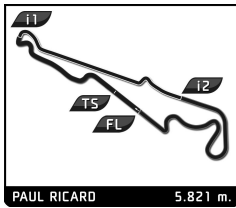
European Le Mans Series

4 Hours of Le Castellet

Free Practice 1

Sector Analysis

Lap under Red Flag										Invalidated Lap										Personal Best										Session Best										Crossing the pit lane									
Lap	D	Time	Sector 1	Sector 2	Sector 3	T. Spd	Elapsed	Lap	D	Time	Sector 1	Sector 2	Sector 3	T. Spd	Elapsed	Lap	D	Time	Sector 1	Sector 2	Sector 3	T. Spd	Elapsed	Lap	D	Time	Sector 1	Sector 2	Sector 3	T. Spd	Elapsed	Lap	D	Time	Sector 1	Sector 2	Sector 3	T. Spd	Elapsed										
6	3	3:42.764	1:09.544	1:26.989	1:06.231	79.1	14:49.414	25	1	2:02.536	32.517	38.454	51.565	247.7	59:44.166	26	1	17:27.875	B	32.683	38.167	...	248.3	1:17:12.041	27	3	2:21.921	50.250	38.858	52.813	122.7	1:19:33.962	28	3	2:02.886	32.944	38.553	51.389	247.7	1:21:36.848									
7	3	1:54.941	30.128	35.560	49.253	274.1	16:44.355	26	1	17:27.875	B	32.683	38.167	...	248.3	1:17:12.041	27	3	2:21.921	50.250	38.858	52.813	122.7	1:19:33.962	28	3	2:02.886	32.944	38.553	51.389	247.7	1:21:36.848																	
8	3	1:50.671	29.435	34.521	46.715	275.5	18:35.026	27	3	2:21.921	50.250	38.858	52.813	122.7	1:19:33.962	28	3	2:02.886	32.944	38.553	51.389	247.7	1:21:36.848																										
9	3	1:54.119	29.567	35.677	48.875	276.2	20:29.145	28	3	2:02.886	32.944	38.553	51.389	247.7	1:21:36.848																																		
10	3	15:27.377	B	29.497	35.275	...	276.2	35:56.522	29	3	2:02.886	32.944	38.553	51.389	247.7	1:21:36.848																																	
11	1	2:52.405	1:15.011	49.143	48.251	78.9	38:48.927	30	3	2:02.886	32.944	38.553	51.389	247.7	1:21:36.848																																		
12	1	1:53.590	30.485	35.256	47.849	272.0	40:42.517	31	2	1:52.953	29.673	35.344	47.936	276.2	1:20:36.431																																		
13	1	1:54.120	30.025	35.492	48.603	272.7	42:36.637	32	2	2:02.886	32.944	38.553	51.389	247.7	1:21:36.848																																		
14	1	1:52.491	30.289	35.062	47.140	272.7	44:29.128	33	2	2:02.886	32.944	38.553	51.389	247.7	1:21:36.848																																		
15	1	1:54.878	31.123	36.346	47.409	274.8	46:24.006	34	2	2:02.886	32.944	38.553	51.389	247.7	1:21:36.848																																		
16	1	3:10.934	30.067	1:21.844	1:19.023	274.1	49:34.940	35	2	2:02.886	32.944	38.553	51.389	247.7	1:21:36.848																																		
17	1	1:52.630	30.108	34.938	47.584	272.0	51:27.570	36	2	2:02.886	32.944	38.553	51.389	247.7	1:21:36.848																																		
18	1	1:53.505	29.772	35.079	48.654	272.7	53:21.075	37	2	2:02.886	32.944	38.553	51.389	247.7	1:21:36.848																																		
19	1	1:52.405	29.722	35.321	47.362	273.4	55:13.480	38	2	2:02.886	32.944	38.553	51.389	247.7	1:21:36.848																																		
20	1	1:56.663	29.724	34.848	52.091	272.0	57:10.143	39	2	2:02.886	32.944	38.553	51.389	247.7	1:21:36.848																																		
21	1	1:53.949	29.922	35.101	48.926	274.8	59:04.092	40	2	2:02.886	32.944	38.553	51.389	247.7	1:21:36.848																																		
22	1	1:52.585	29.743	35.145	47.697	274.8	1:00:56.677	41	2	2:02.886	32.944	38.553	51.389	247.7	1:21:36.848																																		
23	1	2:49.493	B	31.014	35.278	1:43.201	274.8	1:03:46.170	42	2	2:02.886	32.944	38.553	51.389	247.7	1:21:36.848																																	
24	2	2:10.322	46.991	35.224	48.107	166.7	1:05:56.492	43	2	2:02.886	32.944	38.553	51.389	247.7	1:21:36.848																																		
25	2	1:52.168	29.761	34.830	47.577	274.1	1:07:48.660	44	2	2:02.886	32.944	38.553	51.389	247.7	1:21:36.848																																		
26	2	1:53.898	30.281	35.585	48.032	274.1	1:09:42.558	45	2	2:02.886	32.944	38.553	51.389	247.7	1:21:36.848																																		
27	2	2:01.778	30.927	35.663	55.188	275.5	1:11:44.336	46	2	2:02.886	32.944	38.553	51.389	247.7	1:21:36.848																																		
28	2	3:13.889	1:09.337	1:16.219	48.333	79.2	1:14:58.225	47	2	2:02.886	32.944	38.553	51.389	247.7	1:21:36.848																																		
29	2	1:53.056	30.108	34.956	47.992	273.4	1:16:51.281	48	2	2:02.886	32.944	38.553	51.389	247.7	1:21:36.848																																		
30	2	1:52.197	29.834	34.989	47.374	274.8	1:18:43.478	49	2	2:02.886	32.944	38.553	51.389	247.7	1:21:36.848																																		
31	2	1:52.953	29.673	35.344	47.936	276.2	1:20:36.431	50	2	2:02.886	32.944	38.553	51.389	247.7	1:21:36.848																																		
11 Eurointernational Ligier JS P325 - Toyota																																																	
1. Matthew Richard BELL 3. Max VAN DER SNEL LMP3																																																	
2. Douwe DEDECKER																																																	
1	3	3:15.108	1:32.202	45.464	57.442	125.0	3:15.108	51	2	2:02.886	32.944	38.553	51.389	247.7	1:21:36.848	52	2	2:02.886	32.944	38.553	51.389	247.7	1:21:36.848	53	2	2:02.886	32.944	38.553	51.389	247.7	1:21:36.848	54	2	2:02.886	32.944	38.553	51.389	247.7	1:21:36.848										
2	3	2:05.606	34.346	38.939	52.321	247.7	5:20.714	55	2	2:02.886	32.944	38.553	51.389	247.7	1:21:36.848	56	2	2:02.886	32.944	38.553	51.389	247.7	1:21:36.848	57	2	2:02.886	32.944	38.553	51.389	247.7	1:21:36.848	58	2	2:02.886	32.944	38.553	51.389	247.7	1:21:36.848										
3	3	2:02.730	33.230	38.169	51.331	247.1	7:23.444	59	2	2:02.886	32.944	38.553	51.389	247.7	1:21:36.848	60	2	2:02.886	32.944	38.553	51.389	247.7	1:21:36.848	61	2	2:02.886	32.944	38.553	51.389	247.7	1:21:36.848	62	2	2:02.886	32.944	38.553	51.389	247.7	1:21:36.848										
4	3	2:02.946	33.127	37.990	51.829	250.0	9:26.390	63	2	2:02.886	32.944	38.553	51.389	247.7	1:21:36.848	64	2	2:02.886	32.944	38.553	51.389	247.7	1:21:36.848	65	2	2:02.886	32.944	38.553	51.389	247.7	1:21:36.848	66	2	2:02.886	32.944	38.553	51.389	247.7	1:21:36.848										
5	3	4:13.831	1:01.657	1:25.861	1:46.313	79.4	13:40.221	67	2	2:02.886	32.944	38.553	51.389	247.7	1:21:36.848	68	2	2:02.886	32.944	38.553	51.389	247.7	1:21:36.848	69	2	2:02.886	32.944	38.553	51.389	247.7	1:21:36.848	70	2	2:02.886	32.944	38.553	51.389	247.7	1:21:36.848										
6	3	2:18.040	48.608	38.144	51.288	79.2	15:58.261	71	2	2:02.886	32.944	38.553	51.389	247.7	1:21:36.848	72	2	2:02.886	32.944	38.553	51.389	247.7	1:21:36.848	73	2	2:02.886	32.944	38.553	51.389	247.7	1:21:36.848	74	2	2:02.886	32.944	38.553	51.389	247.7	1:21:36.848										
7	3	2:00.952	31.978	37.930	51.044	247.1	17:59.213	75	2	2:02.886	32.944	38.553	51.389	247.7	1:21:36.848	76	2	2:02.886	32.944	38.553	51.389	247.7	1:21:36.848	77	2	2:02.886	32.944	38.553	51.389	247.7	1:21:36.848	78	2	2:02.886	32.944	38.553	51.389	247.7	1:21:36.848										
8	3	2:00.273	32.074	37.617	50.582	247.7	19:59.486	79	2	2:02.886	32.944	38.553	51.389	247.7	1:21:36.848	80	2	2:02.886	32.944	38.553	51.389	247.7	1:21:36.848	81	2	2:02.886	32.944	38.553	51.389	247.7	1:21:36.848	82	2	2:02.886	32.944	38.553	51.389	247.7	1:21:36.848										
9	3	2:01.326	32.071	37.872	51.383	249.4	22:00.812	83	2	2:02.886	32.944	38.553	51.389	247.7	1:21:36.848	84	2	2:02.886	32.944	38.553	51.389	247.7	1:21:36.848	85	2	2:02.886	32.944	38.553	51.389	247.7	1:21:36.848	86	2	2:02.886	32.944	38.553	51.389	247.7	1:21:36.848										
10	3	2:00.128	32.013	37.506	50.609	248.8	24:00.940	87	2	2:02.886	32.944	38.553	51.389	247.7	1:21:36.848	88	2	2:02.886	32.944	38.553	51.389	247.7	1:21:36.848	89	2	2:02.886	32.944	38.553	51.389	247.7	1:21:36.848	90	2	2:02.886	32.944	38.553	51.389	247.7	1:21:36.848										
11	3	3:31.921	B	31.944	37.608	2:22.369	248.3	27:32.861	91	2	2:02.886	32.944	38.553	51.389	247.7	1:21:36.848	92	2	2:02.886	32.944	38.553	51.389	247.7	1:21:36.848	93	2	2:02.886	32.944	38.553	51.389	247.7	1:21:36.848	94	2	2:02.886	32.944	38.553	51.389	247.7	1:21:36.848									
12	2	2:22.252	51.156	38.838	52.258	145.9	29:55.113	95	2	2:02.886	32.944	38.553	51.389	247.7	1:21:36.848	96	2	2:02.886	32.944	38.553	51.389	247.7	1:21:36.848	97	2	2:02.886	32.944	38.553	51.389	247.7	1:21:36.848	98	2	2:02.886	32.944	38.553	51.389	247.7	1:21:36.848										
13	2	2:03.302	32.829	38.826	51.647	248.8	31:58.415	99	2	2:02.886	32.944	38.553	51.389	247.7	1:21:36.848	100	2	2:02.886	32.944	38.553	51.389	247.7	1:21:36.848	101	2	2:02.886	32.944	38.553	51.389	247.7	1:21:36.848	102	2	2:02.886	32.944	38.553	51.389	247.7	1:21:36.848										
14	2	2:02.894	32.622	38.240	52.032	247.7	34:01.309	103	2	2:02.886	32.944	38.553	51.389	247.7	1:21:36.848	104	2	2:02.886	32.944	38.553	51.389	247.7	1:21:36.848	105	2	2:02.886	32.944	38.553	51.389	247.7	1:21:36.848	106	2	2:02.886	32.944	38.553	51.389	247.7	1:21:36.848										
15	2	2:54.658	33.079	39.161	1:42.418	247.1	36:55.967	107	2	2:02.886	32.944	38.553	51.389	247.7	1:21:36.848	108	2	2:02.886	32.944	38.553	51.389	247.7	1:21:36.848	109	2	2:02.886	32.944	38.553	51.389	247.7	1:21:36.848	110	2	2:02.886	32.944	38.553	51.389	247.7	1:21:36.848										
16	2	2:25.090	55.153	38.311	51.626	79.5	39:21.057	111	2	2:02.886</																																							



European Le Mans Series

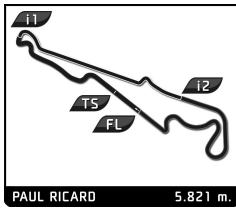
4 Hours of Le Castellet

Free Practice 1

Sector Analysis

Lap under Red Flag												Invalidated Lap	Personal Best	Session Best	B Crossing the pit lane
Lap	D	Time	Sector 1	Sector 2	Sector 3	T. Spd	Elapsed	Lap	D	Time	Sector 1	Sector 2	Sector 3	T. Spd	Elapsed
17 CLX Motorsport Ligier JS P325 - Toyota LMP3															
1. Paul LANCHERE 3. Bruno RIBEIRO 2. Alexander JACOBY															
1	2	3:08.097	1:29.168	43.062	55.867	125.0	3:08.097								
2	2	2:07.234	34.298	39.218	53.718	242.7	5:15.331								
3	2	2:07.136	33.286	40.012	53.838	248.8	7:22.467								
4	2	2:04.547	32.807	38.700	53.040	247.1	9:27.014								
5	2	4:15.523 B	1:02.607	1:26.259	1:46.657	79.0	13:42.537								
6	2	3:54.310	2:15.585	43.118	55.607	128.9	17:36.847								
7	2	2:06.594	34.019	38.890	53.685	243.2	19:43.441								
8	2	2:05.260	33.631	39.186	52.443	244.9	21:48.701								
9	2	2:07.305	32.524	38.245	56.536	248.3	23:56.006								
10	2	2:02.849	32.281	38.970	51.598	248.8	25:58.855								
11	2	2:11.566	32.152	38.020	1:01.394	248.3	28:10.421								
12	2	2:03.173	32.050	38.032	53.091	250.0	30:13.594								
13	2	2:01.548	32.541	37.878	51.129	250.6	32:15.142								
14	2	2:01.025	31.967	37.907	51.151	248.8	34:16.167								
15	2	3:09.663 B	33.471	49.821	1:46.371	247.1	37:25.830								
16	3	9:09.013	7:37.163	39.202	52.648	143.4	46:34.843								
17	3	3:13.601	36.546	1:26.381	1:10.674	244.9	49:48.444								
18	3	2:03.615	32.608	38.657	52.350	246.0	51:52.059								
19	3	2:01.921	32.365	38.257	51.299	246.0	53:53.980								
20	3	2:01.609	32.252	38.084	51.273	247.1	55:55.589								
21	3	2:01.947	32.189	38.219	51.539	246.6	57:57.536								
22	3	2:01.609	32.082	38.188	51.339	247.7	59:59.145								
23	3	2:01.707	32.137	38.069	51.501	247.7	1:02:00.852								
24	3	2:07.753 B	32.566	38.017	57.170	250.0	1:04:08.605								
25	1	4:44.444	2:40.766	38.454	51.891	150.6	1:08:19.716								
26	1	2:03.332	32.138	38.118	53.076	247.1	1:10:23.048								
18 IDEC Sport Oreca 07 - Gibson LMP2															
1. Jamie CHADWICK 3. Laurents HÖRR 2. Valerio RINICELLA															
1	2	2:44.925	1:13.267	40.291	51.367	136.9	2:44.925								
2	2	2:00.396	33.887	37.610	48.899	254.1	4:45.321								
3	2	1:56.489	30.920	36.343	49.226	273.4	6:41.810								
4	2	1:53.833	29.888	34.601	49.344	275.5	8:35.643								
5	2	3:01.410	29.518	45.397	1:46.495	274.8	11:37.053								
6	2	3:24.049	1:09.277	1:20.936	53.836	79.6	15:01.102								
7	2	1:54.684	29.583	35.428	49.673	272.7	16:55.786								
8	2	4:50.696	29.301	34.485	46.940	272.7	18:46.482								
9	2	4:50.430	28.959	34.657	46.814	274.1	20:36.912								
10	2	8:56.448 B	30.825	35.523	7:50.100	271.4	29:33.360								
11	1	2:10.742	47.161	35.803	47.778	156.5	31:44.102								
12	1	1:53.778	29.987	35.756	48.035	272.0	33:37.880								
13	1	2:09.217	30.685	36.639	1:01.893	272.0	35:47.097								
14	1	2:56.165	1:09.166	59.126	47.873	79.7	38:43.262								
15	1	1:55.671	30.290	35.946	49.435	272.0	40:38.933								
16	1	1:53.064	30.163	35.342	47.559	272.0	42:31.997								
17	1	1:54.149	30.469	35.215	48.465	273.4	44:26.146								
18	1	1:54.196	30.433	36.177	47.586	273.4	46:20.342								
19	1	3:07.821	29.849	1:13.233	1:24.739	273.4	49:28.163								
20	1	1:52.745	30.253	35.145	47.347	272.0	51:20.908								
21	1	1:56.258	29.887	36.751	49.620	273.4	53:17.166								
22	1	3:13.769 B	30.765	35.633	2:07.371	274.1	56:30.935								
23	3	2:10.878	46.525	35.831	48.522	163.9	58:41.813								
24	3	1:54.277	30.405	35.364	48.508	275.5	1:00:36.090								
25	3	1:52.434	29.887	35.365	47.182	272.7	1:02:28.524								
26	3	1:52.668	30.138	35.380	47.150	274.1	1:04:21.192								
27	3	1:52.274	29.699	35.226	47.349	274.1	1:06:13.466								
28	3	1:53.456	29.958	35.387	48.111	274.8	1:08:06.922								
29	3	1:53.878	30.389	35.425	48.064	275.5	1:10:00.800								
30	3	2:13.607	29.771	35.319	1:08.517	274.1	1:12:14.407								
31	3	2:58.455	1:09.122	1:01.192	48.141	79.8	1:15:12.862								
32	3	1:52.730	30.012	35.383	47.335	272.7	1:17:05.592								
33	3	1:54.615	30.068	35.951	48.596	274.1	1:19:00.207								
19 Rossa Racing by Virage Oreca 07 - Gibson LMP2 Pro/Am															
1. John FALB 3. Rik KOEN 2. Manuel ESPIRITO SANTO															
1	3	2:19.905	47.607	39.943	52.355	119.6	2:19.905								
2	3	1:56.514	31.450	36.018	49.046	271.4	4:16.419								
3	3	1:53.456	31.395	35.014	47.047	274.1	6:09.875								
4	3	4:50.877	29.467	34.753	46.657	274.1	8:00.752								
5	3	2:15.183	29.484	34.781	1:10.918	272.7	10:15.935								
6	3	4:06.428	1:09.807	1:26.595	1:30.026	78.6	14:22.363								
7	3	1:55.378	30.932	36.112	48.334	272.0	16:17.741								
8	3	1:53.990	30.565	35.511	47.914	273.4	18:11.731								





European Le Mans Series

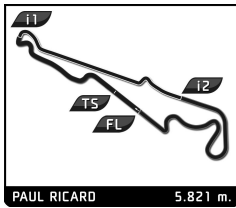
4 Hours of Le Castellet

Free Practice 1

Sector Analysis

Lap under Red Flag												Invalidated Lap	Personal Best	Session Best	B Crossing the pit lane
Lap	D	Time	Sector 1	Sector 2	Sector 3	T. Spd	Elapsed	Lap	D	Time	Sector 1	Sector 2	Sector 3	T. Spd	Elapsed
20 Algarve Pro Racing Oreca 07 - Gibson 1. Michael JENSEN 3. Malthe JAKOBSEN LMP2 Pro/Am 2. Enzo TRULLI															
1	3	2:26.162	55.642	41.032	49.488	113.9	2:26.162								
2	3	1:55.173	30.686	35.336	49.151	269.3	4:21.335								
3	3	1:56.898	31.769	36.061	49.068	276.9	6:18.233								
4	3	1:50.618	29.603	34.676	46.339	273.4	8:08.851								
5	3	2:15.226	29.514	34.594	1:11.118	273.4	10:24.077								
6	3	4:03.522	1:09.258	1:26.178	1:28.086	78.7	14:27.599								
7	3	1:54.226	29.959	36.226	48.041	272.7	16:21.825								
8	3	1:53.230	30.211	36.000	47.019	274.1	18:15.055								
9	3	1:53.206	29.950	34.751	48.505	273.4	20:08.261								
10	3	1:51.100	29.372	34.560	47.168	274.1	21:59.361								
11	3	2:02.251	29.742	35.232	57.277	272.7	24:01.612								
12	1	5:34.675	4:06.857	36.699	51.119	152.1	29:36.287								
13	1	1:56.722	30.620	36.301	49.801	271.4	31:33.009								
14	1	1:58.348	32.373	36.901	49.074	266.0	33:31.357								
15	1	2:04.039	31.102	36.750	56.187	270.0	35:35.396								
16	1	3:06.473	1:10.119	1:07.518	48.836	70.4	38:41.869								
17	1	1:58.884	31.253	38.080	49.551	270.7	40:40.753								
18	1	1:56.118	30.823	36.252	49.043	268.7	42:36.871								
19	1	1:58.131	31.506	36.277	50.348	268.0	44:35.002								
20	1	1:57.903	30.731	36.677	50.495	271.4	46:32.905								
21	1	3:19.179	31.345	1:26.355	1:21.479	272.7	49:52.084								
22	2	3:16.348	1:50.146	36.408	49.794	147.7	53:08.432								
21 United Autosports Oreca 07 - Gibson 1. Daniel SCHNEIDER 3. Oliver JARVIS LMP2 Pro/Am 2. Marino SATO															
1	3	2:48.224	1:16.609	40.741	50.874	116.6	2:48.224								
2	3	1:59.287	32.886	37.216	49.185	273.4	4:47.511								
3	3	1:56.430	31.457	34.976	49.997	274.1	6:43.941								
4	3	1:55.074	30.213	34.787	50.074	275.5	8:39.015								
5	3	3:05.043	29.781	47.146	1:48.116	274.8	11:44.058								
6	3	3:20.070	1:10.145	1:16.798	53.127	77.6	15:04.128								
7	3	1:54.204	30.054	35.289	48.861	273.4	16:58.332								
8	3	4:52.440	30.093	35.062	46.955	274.8	18:50.442								
9	3	1:51.325	29.626	34.679	47.020	274.8	20:41.767								
10	3	1:54.178	29.623	36.124	48.431	274.8	22:35.945								
11	3	1:53.029	30.432	34.719	47.878	275.5	24:28.974								
12	3	2:03.798	30.375	36.801	56.622	276.2	26:32.772								
13	1	5:59.051	4:30.421	37.136	51.494	137.4	32:31.823								
14	1	2:00.291	32.652	37.414	50.225	271.4	34:32.114								
15	1	3:23.185	33.665	1:19.173	1:30.347	272.0	37:55.299								
16	1	2:00.567	33.259	36.766	50.542	269.3	39:55.866								
17	1	1:59.206	31.742	36.813	50.651	270.7	41:55.072								
18	1	1:56.210	31.239	36.045	48.926	272.0	43:51.282								
19	1	1:58.413	31.596	36.112	50.705	273.4	45:49.695								
20	1	2:44.444	31.629	36.166	1:36.649	264.7	48:34.139								
21	1	2:19.170	50.952	36.429	51.789	78.8	50:53.309								
22	1	1:57.445	30.968	37.508	48.969	272.7	52:50.754								
23	1	1:56.784	31.496	35.970	49.318	272.7	54:47.538								
24	1	1:55.481	31.187	35.560	48.734	271.4	56:43.019								
25	1	1:58.506	30.935	36.733	50.838	273.4	58:41.525								
26	1	1:57.510	31.480	35.831	50.199	273.4	1:00:39.035								
27	1	1:56.742	31.132	35.631	49.979	272.7	1:02:35.777								
28	1	1:56.711	31.056	36.009	49.646	275.5	1:04:32.488								
29	1	2:17.561	31.118	35.571	1:10.872	274.8	1:06:50.049								
30	2	5:37.413	3:48.660	35.701	1:13.052	160.5	1:12:27.462								
31	2	2:49.813	1:09.424	52.034	48.355	78.5	1:15:17.275								
32	2	1:53.129	30.337	35.174	47.618	271.4	1:17:10.404								
33	2	4:55.902	32.260	35.616	48.026	272.7	1:19:06.306								
34	2	1:56.484	30.479	35.842	50.163	275.5	1:21:02.790								
35	2	3:02.955	30.112	45.720	1:47.123	272.0	1:24:05.745								





European Le Mans Series

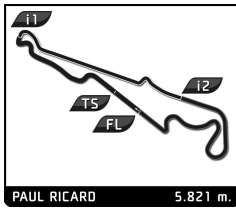
4 Hours of Le Castellet

Free Practice 1

Sector Analysis

Lap under Red Flag								Invalidated Lap		Personal Best		Session Best		B Crossing the pit lane	
Lap	D	Time	Sector 1	Sector 2	Sector 3	T. Spd	Elapsed	Lap	D	Time	Sector 1	Sector 2	Sector 3	T. Spd	Elapsed
22	United Autosports			Oreca 07 - Gibson											
	1.Griffin PEEBLES		3.Benjamin HANLEY		LMP2										
2.Grégoire SAUCY															
1	2	2:31.507	54.961	42.978	53.568	110.8	2:31.507	15	1	2:24.990	33.663	41.704	1:09.623	238.4	35:50.961
2	2	2:00.068	33.264	37.889	48.915	247.7	4:31.575	16	3	3:21.782	1:50.153	39.130	52.499	77.9	39:12.743
3	2	1:53.460	30.556	35.280	47.624	260.2	6:25.035	17	3	2:03.759	32.665	38.866	52.228	240.0	41:16.502
4	2	1:50.361	29.277	34.850	46.234	276.2	8:15.396	18	3	2:04.935	32.616	38.715	53.604	239.5	43:21.437
5	2	2:25.904	29.200	34.401	1:22.303	277.6	10:41.300	19	3	2:04.731	32.786	38.984	52.961	241.1	45:26.168
6	2	4:03.577	1:24.230	1:26.037	1:13.310	58.3	14:44.877	20	3	2:24.475	32.838	39.008	1:12.629	240.5	47:50.643
7	2	1:56.293	29.612	35.806	50.875	274.8	16:41.170	21	3	2:41.190	1:08.967	39.533	52.690	79.4	50:31.833
8	2	1:58.263	29.228	34.353	54.682	276.9	18:39.433	22	3	2:04.861	33.162	39.094	52.605	242.7	52:36.694
9	3	4:30.057	3:07.941	35.286	46.830	160.5	23:09.490	23	3	2:04.329	32.705	38.835	52.789	241.6	54:41.023
10	3	4:52.684	30.462	34.462	47.760	274.8	25:02.174	24	3	2:11.976	32.700	40.444	58.832	240.0	56:52.999
11	3	1:50.885	29.553	34.438	46.894	274.8	26:53.059	25	2	2:51.455	1:18.870	39.345	53.240	149.0	59:44.454
12	3	1:51.064	29.761	34.531	46.772	276.2	28:44.123	26	2	2:05.317	33.222	39.597	52.498	243.2	1:01:49.771
13	3	1:52.665	30.074	34.809	47.782	277.6	30:36.788	27	2	2:04.380	32.908	39.075	52.397	242.7	1:03:54.151
14	3	1:52.688	29.631	35.039	48.018	277.6	32:29.476	28	2	2:10.445	32.796	39.375	58.274	241.6	1:06:04.596
15	3	1:59.220	29.589	35.380	54.251	276.2	34:28.696	29	2	3:05.354	1:32.684	39.732	52.938	147.1	1:09:09.950
16	3	9:17.484	7:52.825	35.221	49.438	160.5	43:46.180	30	2	2:06.016	33.378	39.636	53.002	239.5	1:11:15.966
17	3	1:52.268	30.181	35.147	46.940	274.8	45:38.448	31	2	3:30.533	49.219	1:27.852	1:13.462	240.5	1:14:46.499
18	3	2:13.707	29.518	34.784	1:09.405	276.2	47:52.155	32	2	2:06.416	33.166	39.450	53.800	239.5	1:16:52.915
19	3	2:41.916	1:10.792	35.711	55.413	77.8	50:34.071	33	2	2:05.758	33.172	39.882	52.704	240.5	1:18:58.673
20	3	4:33.739	3:11.579	34.886	47.274	162.9	55:07.810	34	2	2:05.977	33.323	39.479	53.175	242.2	1:21:04.650
21	3	2:00.724	29.593	34.817	56.314	274.8	57:08.534	35	2	3:09.025	33.281	49.488	1:46.256	241.6	1:24:13.675
22	3	1:52.260	29.653	35.144	47.463	276.2	59:00.794								
23	3	1:50.808	29.282	34.574	46.952	276.2	1:00:51.602								
24	3	1:59.518	29.560	35.064	54.894	276.9	1:02:51.120								
25	1	3:48.892	2:25.247	35.148	48.497	160.7	1:06:40.012								
26	1	1:54.282	29.994	35.004	49.284	275.5	1:08:34.294								
27	1	1:52.529	30.210	34.751	47.568	276.9	1:10:26.823								
28	1	2:50.676	29.702	35.200	1:45.774	275.5	1:13:17.499								
29	1	2:21.861	59.477	34.972	47.412	79.4	1:15:39.360								
30	1	1:54.243	30.295	35.153	48.795	276.2	1:17:33.603								
31	1	1:52.881	30.129	35.429	47.323	275.5	1:19:26.484								
32	1	1:55.372	30.934	36.340	48.098	278.4	1:21:21.856								
33	1	3:27.338	30.014	1:12.339	1:44.985	279.1	1:24:49.194								
23	United Autosports			McLaren 720S LMGT3 Evo											
	1.Michael BIRCH		3.Wayne BOYD		LMGT3										
2.Garnet PATTERSON															
1	1	3:02.704	1:20.430	44.542	57.732	115.8	3:02.704								
2	1	2:11.000	35.094	40.885	55.021	237.4	5:13.704								
3	1	2:09.224	34.000	40.150	55.074	236.8	7:22.928								
4	1	2:15.845	34.824	40.127	1:00.894	240.5	9:38.773								
5	1	4:22.387	1:09.492	1:25.757	1:47.138	79.4	14:01.160								
6	1	2:12.706	38.828	40.017	53.861	204.2	16:13.866								
7	1	2:09.340	34.016	40.457	54.867	237.9	18:23.206								
8	1	2:10.185	34.682	40.131	55.372	240.0	20:33.391								
9	1	2:08.845	34.782	39.924	54.139	240.5	22:42.236								
10	1	2:09.345	34.804	40.356	54.185	238.9	24:51.581								
11	1	2:09.369	34.041	40.807	54.521	238.4	27:00.950								
12	1	2:09.552	35.217	40.145	54.190	237.9	29:10.502								
13	1	2:07.675	33.981	39.930	53.764	239.5	31:18.177								
14	1	2:07.794	33.802	40.372	53.620	239.5	33:25.971								
24	Nielsen Racing			Oreca 07 - Gibson											
	1.Edward PEARSON		3.Jack DOOHAN		LMP2										
2.Roy NISSANY															
1	3	2:29.166	57.390	40.286	51.490	122.3	2:29.166								
2	3	4:55.073	31.068	35.449	48.586	271.4	4:24.239								
3	3	1:56.585	30.485	36.099	50.001	275.5	6:20.824								
4	3	1:52.768	30.231	35.100	47.437	274.8	8:13.592								
5	3	2:29.307	30.123	35.190	1:23.994	273.4	10:42.899								
6	3	4:32.293	2:29.517	1:12.024	50.752	77.6	15:15.192								
7	3	1:55.638	31.853	35.936	47.849	268.7	17:10.830								
8	3	1:54.442	30.810	35.970	47.662	274.1	19:05.272								
9	3	1:50.353	29.500	34.524	46.329	273.4	20:55.625								
10	3	1:50.213	29.437	34.389	46.387	272.7	22:45.838								
11	3	2:13.309	31.966	45.890	55.453	270.7	24:59.147								
12	3	2:00.479	29.525	34.704	56.250	272.0	26:59.626								
13	3	6:07.649	4:44.445	35.295	47.909	157.0	33:07.275								
14	3	1:58.629	30.349	35.591	52.689	272.0	35:05.904								
15	3	3:21.598	53.540	1:26.388	1:01.670	252.3	38:27.502								
16	2	3:16.438	1:52.460	35.364	48.614	139.2	41:43.940								
17	2	1:52.909	30.409	35.092	47.408	272.7	43:36.849								
18	2	1:53.402	30.686	35.080	47.636	273.4	45:30.251								
19	2	2:13.331	29.968	35.551	1:07.812	272.7	47:43.582								
20	2	2:38.861	1:09.163	40.627	49.071	79.1	50:22.443								
21	2	1:52.637	30.098	34.925	47.614	271.4	52:15.080								
22	2	1:52.528	29.674	35.025	47.829	272.7	54:07.608								
23	2	1:56.573	31.200	37.246	48.127	274.1	56:04.181								
24	2	1:53.411	30.600	35.074	47.737	272.7	57:57.592								
25	2	1:53.097	29.892	34.828	48.377	274.1	59:50.689								
26	2	1:54.856	30.668	35.411	48.777	276.2	1:01:45.545								
27	2	1:55.013	30.757	35.417	48.839	276.2	1:03:40.558								
28	2	2:00.172	29.927	35.129	55.116	274.1	1:05:40.730								
29	1	5:17.658	3:50.109	37.483	50.066	154.7	1:10:58.388								





European Le Mans Series

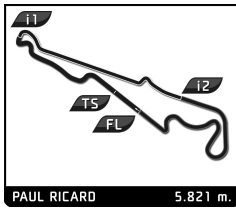
4 Hours of Le Castellet

Free Practice 1

Sector Analysis

Lap under Red Flag								Invalidated Lap		Personal Best		Session Best		B Crossing the pit lane	
Lap	D	Time	Sector 1	Sector 2	Sector 3	T. Spd	Elapsed	Lap	D	Time	Sector 1	Sector 2	Sector 3	T. Spd	Elapsed
30	1	3:26.177	30.792	1:26.154	1:29.231	273.4	1:14:24.565	5	2	4:22.562	1:09.072	1:27.095	1:46.395	79.5	13:58.110
31	1	1:55.060	30.919	35.791	48.350	271.4	1:16:19.625	6	2	1:56.860	34.806	35.007	47.047	232.3	15:54.970
32	1	1:54.447	30.428	35.296	48.723	274.1	1:18:14.072	7	2	1:50.906	29.959	34.524	46.423	274.1	17:45.876
33	1	1:53.970	30.214	35.274	48.482	274.8	1:20:08.042	8	2	1:51.322	29.858	34.566	46.898	275.5	19:37.198
34	1	1:59.297	30.683	35.877	52.737	276.9	1:22:07.339	9	2	1:50.754	29.474	34.739	46.541	275.5	21:27.952
35	1	4:12.368 B	1:10.435	1:26.823	1:35.110	78.3	1:26:19.707	10	2	4:57.559 B	29.484	34.518	53.557	274.1	23:25.511
25 Algarve Pro Racing 1. Matthias KAISER 3. Jake HUGHES 2. Tristan VAUTIER								Oreca 07 - Gibson LMP2							
1	3	2:23.172	52.822	39.844	50.506	120.1	2:23.172	11	1	3:37.743	2:11.202	36.810	49.731	163.4	27:03.254
2	3	1:55.752	31.501	36.130	48.121	268.7	4:18.924	12	1	1:59.767	32.387	36.399	50.981	273.4	29:03.021
3	3	1:52.036	31.189	34.655	46.192	275.5	6:10.960	13	1	4:59.532	31.267	36.608	51.657	273.4	31:02.553
4	3	1:50.461	29.750	34.413	46.298	274.8	8:01.421	14	1	1:57.733	32.101	36.189	49.443	268.0	33:00.286
5	3	2:16.335	31.688	35.607	1:09.040	275.5	10:17.756	15	1	1:56.817	30.992	36.146	49.679	272.7	34:57.103
6	3	4:05.792	1:09.280	1:25.955	1:30.557	78.9	14:23.548	16	1	3:17.312	39.541	1:26.425	1:11.346	271.4	38:14.415
7	3	1:55.190	31.003	36.851	47.336	248.3	16:18.738	17	1	1:57.578	32.249	35.844	49.485	272.7	40:11.993
8	3	1:53.523	30.037	36.123	47.363	275.5	18:12.261	18	1	1:58.043	31.138	36.484	50.421	273.4	42:10.036
9	3	1:52.638	30.134	34.729	47.775	276.2	20:04.899	19	1	1:56.592	31.139	35.957	49.496	274.1	44:06.628
10	3	1:58.561 B	29.266	34.896	54.399	276.2	22:03.460	20	1	1:58.366	31.172	37.228	49.966	274.1	46:04.994
11	2	5:37.679	4:15.082	35.060	47.537	164.6	27:41.139	21	1	3:01.084	31.365	47.509	1:42.207	273.4	49:06.075
12	2	1:52.976	29.785	34.883	48.308	274.1	29:34.115	22	1	2:00.889	33.513	36.884	50.492	266.0	51:06.964
13	2	1:52.287	29.772	35.326	47.189	274.8	31:26.402	23	1	1:57.301	31.361	36.689	49.251	273.4	53:04.265
14	2	1:52.472	29.435	35.800	47.237	274.1	33:18.874	24	1	4:56.298	31.068	36.769	49.371	274.1	55:00.473
15	2	1:53.006	29.676	35.777	47.553	274.8	35:11.880	25	1	1:57.732	31.059	35.831	50.842	272.7	56:58.205
16	2	3:11.580	1:00.171	1:22.983	48.426	71.3	38:23.460	26	1	2:08.589 B	33.727	36.742	58.120	274.8	59:06.794
17	2	1:50.921	29.451	34.847	46.623	274.8	40:14.381	27	3	3:12.985	1:49.087	35.540	48.358	163.4	1:02:19.779
18	2	1:53.925	29.736	35.612	48.577	275.5	42:08.306	28	3	1:53.046	30.272	35.170	47.604	276.2	1:04:12.825
19	2	1:53.029	29.999	35.920	47.110	274.8	44:01.335	29	3	1:52.011	29.846	35.099	47.066	274.8	1:06:04.836
20	2	1:53.580	30.001	35.618	47.961	275.5	45:54.915	30	3	1:51.537	29.862	34.806	46.869	274.1	1:07:56.373
21	2	2:46.303	30.130	35.322	1:40.851	275.5	48:41.218	31	3	1:54.247	29.928	34.861	49.458	274.1	1:09:50.620
22	2	2:10.070	45.491	35.833	48.746	79.2	50:51.288	32	3	2:02.814	30.995	35.399	56.420	276.2	1:11:53.434
23	2	1:51.497	29.436	35.066	46.995	272.7	52:42.785	33	3	3:09.904	1:08.919	1:13.408	47.577	79.7	1:15:03.338
24	2	1:59.180 B	30.004	35.150	54.026	275.5	54:41.965	34	3	1:53.592	30.242	35.295	48.055	274.8	1:16:56.930
25	1	3:52.707	2:28.315	35.959	48.433	162.7	58:34.672	35	3	2:01.950 B	31.234	36.014	54.702	277.6	1:18:58.880
26	1	1:54.965	31.282	35.685	47.998	274.1	1:00:29.637	36	2	2:41.502	1:18.945	35.026	47.531	164.9	1:21:40.382
27	1	1:53.857	30.299	35.388	48.170	274.1	1:02:23.494	37	2	3:28.275 B	30.633	1:26.867	1:30.775	275.5	1:25:08.657
28	1	4:54.417	30.348	35.622	48.447	274.8	1:04:17.911	28 IDEC Sport 1. Paul LAFARGUE 3. Paul-Loup CHATIN 2. Job VAN UITERT							
29	1	1:55.057	30.903	36.135	48.019	273.4	1:06:12.968	1	2	2:50.366	1:15.042	41.793	53.531	134.8	2:50.366
30	1	1:53.693	30.149	35.485	48.059	272.7	1:08:06.661	2	2	2:00.259	32.527	38.011	49.721	242.2	4:50.625
31	1	1:54.405	30.269	35.446	48.690	272.0	1:10:01.066	3	2	1:55.375	30.081	35.829	49.465	274.1	6:46.000
32	1	2:15.419	30.703	35.686	1:09.030	274.1	1:12:16.485	4	2	1:51.752	29.957	34.589	47.206	275.5	8:37.752
33	1	2:57.955	1:09.088	59.653	49.214	79.0	1:15:14.440	5	2	3:05.664	29.460	47.745	1:48.459	274.1	11:43.416
34	1	1:53.733	30.462	35.294	47.977	273.4	1:17:08.173	6	2	3:19.774	1:09.473	1:17.224	53.077	79.6	15:03.190
35	1	2:03.449 B	30.744	35.672	57.033	274.8	1:19:11.622	7	2	1:50.658	29.457	34.717	46.484	273.4	16:53.848
36	3	2:42.905	1:19.433	35.272	48.200	148.8	1:21:54.527	8	2	7:37.472 B	29.354	34.519	6:33.599	275.5	24:31.320
37	3	3:34.267 B	50.226	1:26.047	1:17.994	276.2	1:25:28.794	9	2	2:10.318	46.886	34.995	48.437	166.2	26:41.638
27 Nielsen Racing 1. Kriton LENTOUDIS 3. James ALLEN 2. Alex QUINN								Oreca 07 - Gibson LMP2 Pro/Am							
1	3	2:34.167 B	57.792	39.978	56.397	134.2	2:34.167	10	2	1:51.525	29.708	34.724	47.093	274.1	28:33.163
2	2	3:14.792	1:50.523	36.687	47.582	157.9	5:48.959	11	2	1:50.086	29.118	34.553	46.415	276.2	30:23.249
3	2	1:51.784	30.032	34.825	46.927	272.0	7:40.743	12	2	4:03.230 B	28.920	35.285	2:59.025	275.5	34:26.479
4	2	1:54.805	29.881	34.628	50.296	274.8	9:35.548	13	1	3:36.232	48.628	1:26.876	1:20.728	162.9	38:02.711
								14	1	1:55.683	31.413	35.948	48.322	270.7	39:58.394
								15	1	1:55.634	30.648	35.667	49.319	271.4	41:54.028
								16	1	4:54.982	30.418	35.388	49.176	272.0	43:49.010
								17	1	1:56.210	31.080	35.509	49.621	271.4	45:45.220





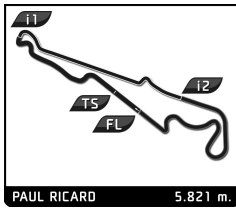
European Le Mans Series

4 Hours of Le Castellet

Free Practice 1

Sector Analysis

Lap under Red Flag												Invalidated Lap	Personal Best	Session Best	B Crossing the pit lane
Lap	D	Time	Sector 1	Sector 2	Sector 3	T. Spd	Elapsed	Lap	D	Time	Sector 1	Sector 2	Sector 3	T. Spd	Elapsed
18	1	2:27.003	30.201	35.428	1:21.374	272.0	48:12.223								
19	1	2:26.818	1:02.810	35.530	48.478	79.7	50:39.041								
20	1	1:54.383	30.448	35.487	48.448	274.1	52:33.424								
21	1	1:54.867	29.887	36.999	48.981	272.7	54:28.291								
22	1	1:53.901	30.705	35.374	47.822	272.7	56:22.192								
23	1	1:53.116	29.972	35.335	47.809	273.4	58:15.308								
24	1	1:54.031	30.293	35.766	47.972	274.8	1:00:09.339								
25	1	1:53.502	29.973	35.207	48.322	274.8	1:02:02.841								
26	1	1:54.617	31.175	35.748	47.694	276.9	1:03:57.458								
27	1	7:20.860 B	30.074	35.404	6:15.382	274.8	1:11:18.318								
28	3	3:33.882	1:13.681	1:27.056	53.145	79.7	1:14:52.200								
29	3	1:56.080	30.943	36.257	48.880	272.7	1:16:48.280								
30	3	1:53.643	30.125	35.382	48.136	270.0	1:18:41.923								
31	3	1:53.288	30.138	35.211	47.939	273.4	1:20:35.211								
29	Forestier Racing by Panis 1.Louis ROUSSET 3.Esteban MASSON 2.Oliver GRAY							Oreca 07 - Gibson LMP2							
1	3	2:42.262	1:10.339	40.174	51.749	152.1	2:42.262								
2	3	2:00.709	31.418	37.025	52.266	252.3	4:42.971								
3	3	1:52.585	29.296	34.335	48.954	275.5	6:35.556								
4	3	1:50.811	29.374	34.419	47.018	276.2	8:26.367								
5	3	2:47.086	29.176	34.200	1:43.710	276.2	11:13.453								
6	3	3:38.931	1:08.690	1:26.597	1:03.644	79.8	14:52.384								
7	3	1:56.949	29.281	36.466	51.202	274.8	16:49.333								
8	3	1:49.679	29.255	34.299	46.125	274.8	18:39.012								
9	3	3:33.220 B	28.799	34.352	2:30.069	276.2	22:12.232								
10	2	2:10.370	46.345	35.724	48.301	163.9	24:22.602								
11	2	1:50.978	29.718	34.544	46.716	274.8	26:13.580								
12	2	1:50.541	29.221	34.427	46.893	274.1	28:04.121								
13	2	1:52.052	30.491	34.802	46.759	276.9	29:56.173								
14	2	1:51.954	30.232	34.758	46.964	264.1	31:48.127								
15	2	1:52.783	29.483	34.778	48.522	274.8	33:40.910								
16	2	2:09.374	30.316	35.838	1:03.220	274.1	35:50.284								
17	2	2:53.821	1:08.743	57.172	47.906	79.9	38:44.105								
18	2	1:53.000	30.324	35.472	47.204	274.1	40:37.105								
19	2	1:51.424	29.526	34.793	47.102	274.8	42:28.526								
20	2	3:42.941 B	29.620	34.894	2:38.427	276.9	46:11.467								
21	1	3:27.785	47.428	1:25.014	1:15.343	162.4	49:39.252								
22	1	1:55.478	30.663	36.569	48.246	272.7	51:34.730								
23	1	1:53.223	30.224	35.136	47.863	272.7	53:27.953								
24	1	1:57.016	31.340	36.270	49.406	274.1	55:24.969								
25	1	1:54.317	30.151	35.740	48.426	272.7	57:19.286								
26	1	1:52.978	29.916	35.060	48.002	273.4	59:12.264								
27	1	1:53.213	29.689	35.405	48.119	274.8	1:01:05.477								
28	1	1:54.781	29.383	35.236	50.162	274.8	1:03:00.258								
29	1	1:54.725	29.982	35.359	49.384	275.5	1:04:54.983								
30	1	1:55.545	29.949	35.239	50.357	274.8	1:06:50.528								
31	1	1:53.725	29.845	35.889	47.991	274.8	1:08:44.253								
32	1	1:55.957	30.775	35.240	49.942	275.5	1:10:40.210								
33	1	4:46.228 B	29.903	51.830	3:24.495	274.8	1:15:26.438								
34	3	2:09.957	46.429	35.036	48.492	162.9	1:17:36.395								
35	3	1:52.084	29.376	35.284	47.424	274.8	1:19:28.479								
36	3	1:52.656	29.913	35.223	47.520	276.2	1:21:21.135								
30	Duqueine Team 1.Giorgio RODA 3.Doriane PIN 2.Richard VERSCHOOR							Oreca 07 - Gibson LMP2 Pro/Am							
1	1	2:21.483	47.184	40.185	54.114	116.0	2:21.483								
2	1	2:01.357	32.851	37.415	51.091	261.5	4:22.840								
3	1	1:56.208	34.434	36.523	48.551	274.8	6:19.048								
4	1	1:52.796	30.517	34.978	47.301	275.5	8:11.844								
5	1	2:22.477	30.034	34.866	1:17.577	274.8	10:34.321								
6	1	3:59.941	1:09.733	1:27.130	1:23.078	79.0	14:34.262								
7	1	1:54.734	30.512	35.580	48.642	274.8	16:28.996								
8	1	1:54.458	30.613	35.795	48.050	275.5	18:23.454								
9	1	1:54.050	30.082	35.082	48.886	274.8	20:17.504								
10	1	1:54.068	30.292	35.735	48.041	274.8	22:11.572								
11	1	1:53.018	30.444	34.782	47.792	275.5	24:04.590								
12	1	1:54.577	29.971	34.826	49.780	276.9	25:59.167								
13	1	2:00.925 B	29.978	35.199	55.748	275.5	28:00.092								
14	2	7:00.305	5:36.980	35.722	47.603	163.1	35:00.397								
15	2	3:15.023	42.384	1:26.372	1:06.267	274.8	38:15.420								
16	2	1:54.021	30.433	35.209	48.379	276.2	40:09.441								
17	2	1:53.647	30.994	35.149	47.504	274.8	42:03.088								
18	2	1:53.284	30.050	35.070	48.164	275.5	43:56.372								
19	2	1:53.360	30.010	35.542	47.808	275.5	45:49.732								
20	2	2:32.849	30.085	34.933	1:27.831	274.1	48:22.581								
21	2	2:18.033	55.761	34.987	47.285	79.2	50:40.614								
22	2	1:53.151	29.696	35.100	48.355	276.2	52:33.765								
23	2	1:54.651	30.123	36.131	48.397	277.6	54:28.416								
24	2	1:52.609	30.087	34.929	47.593	277.6	56:21.025								
25	2	1:59.462 B	29.651	35.127	54.684	275.5	58:20.487								
26	3	6:49.727	5:25.828	35.776	48.123	97.1	1:05:10.214								
27	3	1:53.742	29.960	34.938	48.844	276.9	1:07:03.956								
28	3	1:53.235	30.444	35.010	48.114	275.5	1:08:57.191								
29	3	1:56.662	30.435	35.125	51.102	276.2	1:10:53.853								
30	3	3:34.060 B	30.433	1:23.890	1:39.737	276.9	1:14:27.913								
31	3	4:54.093	3:26.612	36.194	51.287	106.6	1:19:22.006								
32	3	1:55.421	30.633	36.052	48.736	277.6	1:21:17.427								
33	3	3:22.529 B	30.203	1:05.709	1:46.617	277.6	1:24:39.956								
31	Racing Spirit of Leman 1.Ralph MEICHTRY 3.Lenny RIED 2.Grégory DE SYBOURG							Ligier JS P325 - Toyota LMP3							
1	3	6:11.831	4:27.951	45.131	58.749	114.4	6:11.831								
2	3	2:13.862	36.719	41.457	55.686	240.0	8:25.693								
3	3	3:09.309	33.572	49.549	1:46.188	248.3	11:35.002								
4	3	3:31.511	1:09.433	1:22.403	59.675	79.1	15:06.513								
5	3	2:03.341	33.569	38.472	51.300	246.6	17:09.854								
6	3	2:02.996	32.703	37.941	52.352	247.7	19:12.850								
7	3	2:01.854	32.282	38.077	51.495	248.8	21:14.704								
8	3	2:07.644	33.012	41.555	53.077	248.3	23:22.348								
9	3	2:00.960	32.231	37.733	50.996	248.3	25:23.308								
10	3	2:00.538	32.299	37.620	50.619	247.1	27:23.846								
11	3	2:00.479	32.087	37.679	50.713	248.8	29:24.325								
12	3	4:19.037 B	32.126	37.748	3:09.163										



European Le Mans Series

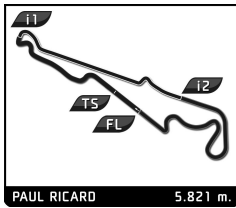
4 Hours of Le Castellet

Free Practice 1

Sector Analysis

Lap under Red Flag											Invalidated Lap	Personal Best	Session Best	B Crossing the pit lane			
Lap	D	Time	Sector 1	Sector 2	Sector 3	T. Spd	Elapsed	Lap	D	Time	Sector 1	Sector 2	Sector 3	T. Spd	Elapsed		
14	2	2:21.868	50.816	38.825	52.227	79.4	39:28.169	32	3	2:05.263	32.923	38.884	53.456	242.2	1:18:36.987		
15	2	2:04.153	33.262	38.326	52.565	246.0	41:32.322	33	3	2:04.752	32.938	38.967	52.847	242.2	1:20:41.739		
16	2	2:02.957	32.878	38.317	51.762	244.9	43:35.279	34	3	2:37.044 B	33.211	38.905	1:24.928	243.8	1:23:18.783		
17	2	2:03.004	33.062	38.206	51.736	246.0	45:38.283	34 Inter Europol Competition							Oreca 07 - Gibson		
18	2	2:32.794	32.499	38.230	1:22.065	247.1	48:11.077	1. Bijoy GARG							LMP2		
19	2	2:35.531	1:05.315	38.565	51.651	79.5	50:46.608	2. Reshad DE GÉRUS									
20	2	2:02.541	32.449	38.715	51.377	247.1	52:49.149	1	2	2:54.341	1:22.181	40.714	51.446	128.3	2:54.341		
21	2	2:02.242	32.550	38.228	51.464	247.7	54:51.391	2	2	1:57.861	31.627	36.771	49.463	274.8	4:52.202		
22	2	2:04.228	33.165	38.293	52.770	246.6	56:55.619	3	2	1:54.189	30.153	34.938	49.098	275.5	6:46.391		
23	2	4:12.803 B	32.833	38.254	3:01.716	247.1	1:01:08.422	4	2	1:54.350	30.361	34.945	49.044	278.4	8:40.741		
24	1	2:22.820	51.444	38.901	52.475	130.3	1:03:31.242	5	2	3:03.660 B	29.375	46.379	1:47.906	276.2	11:44.401		
25	1	2:07.383	33.025	38.591	55.767	248.8	1:05:38.625	6	2	7:16.839	5:48.194	35.837	52.808	140.3	19:01.240		
26	1	2:05.076	33.160	38.678	53.238	247.1	1:07:43.701	7	2	1:50.504	29.678	34.355	46.471	276.2	20:51.744		
27	1	2:05.659	33.377	39.066	53.216	250.6	1:09:49.360	8	2	2:16.186	29.882	36.884	1:09.420	276.9	23:07.930		
28	1	2:19.837	33.108	38.425	1:08.304	248.8	1:12:09.197	9	2	1:51.627	30.079	34.312	47.236	275.5	24:59.557		
29	1	3:07.989	1:09.113	1:06.517	52.359	79.6	1:15:17.186	10	2	1:52.725	29.678	34.538	48.509	278.4	26:52.282		
30	1	2:03.801	33.169	38.579	52.053	246.0	1:17:20.987	11	2	1:51.050	29.496	34.566	46.988	277.6	28:43.332		
31	1	2:03.469	33.030	38.583	51.856	247.1	1:19:24.456	12	2	1:52.786	30.503	34.531	47.752	278.4	30:36.118		
32	1	2:02.595	32.598	38.347	51.650	249.4	1:21:27.051	13	2	1:50.438	29.348	34.793	46.297	276.9	32:26.556		
33 TF Sport							Corvette Z06 LMGT3.R										
1. Blake MCDONALD							3. Charlie EASTWOOD										
2. Alec UDELL							LMGT3										
1	2	2:43.644	1:00.881	43.568	59.195	120.4	2:43.644	14	2	1:57.816 B	29.300	34.669	53.847	276.9	34:24.372		
2	2	2:12.752	38.001	41.080	53.671	215.6	4:56.396	15	1	8:14.408	6:51.308	35.210	47.890	164.4	42:38.780		
3	2	2:04.638	33.381	39.080	52.177	243.2	7:01.034	16	1	1:54.645	30.158	35.702	48.785	275.5	44:33.425		
4	2	2:04.044	32.553	39.029	52.462	242.2	9:05.078	17	1	1:55.052	30.143	36.840	48.069	274.8	46:28.477		
5	2	3:45.145 B	34.824	1:25.456	1:44.865	241.6	12:50.223	18	1	3:10.959	31.088	1:25.350	1:14.521	267.3	49:39.436		
6	2	3:35.831	2:03.913	39.234	52.684	150.0	16:26.054	19	1	1:53.672	31.104	35.455	47.113	276.2	51:33.108		
7	2	2:05.245	33.132	39.402	52.711	241.6	18:31.299	20	1	1:53.353	30.542	35.558	47.253	275.5	53:26.461		
8	2	2:06.558	33.091	39.889	53.578	241.6	20:37.857	21	1	1:54.840	31.574	35.284	47.982	276.2	55:21.301		
9	2	2:04.649	32.867	38.933	52.849	241.6	22:42.506	22	1	1:53.463	30.270	35.671	47.522	275.5	57:14.764		
10	2	2:05.432	33.671	39.034	52.727	242.7	24:47.938	23	1	1:52.344	29.994	34.858	47.492	276.2	59:07.108		
11	2	2:04.773	32.745	38.880	53.148	241.1	26:52.711	24	1	1:53.295	30.053	35.774	47.468	278.4	1:01:00.403		
12	2	2:04.831	33.019	38.908	52.904	242.2	28:57.542	25	1	1:52.459	30.034	35.384	47.041	277.6	1:02:52.862		
13	2	2:04.766	32.830	39.049	52.887	242.2	31:02.308	26	1	1:52.420	29.920	35.007	47.493	277.6	1:04:45.282		
14	2	2:06.372	33.491	39.237	53.644	242.7	33:08.680	27	1	1:53.853	30.576	34.841	48.436	276.2	1:06:39.135		
15	2	2:04.666	32.929	39.054	52.683	242.7	35:13.346	28	1	1:52.029	29.906	34.645	47.478	275.5	1:08:31.164		
16	2	3:23.175 B	1:03.397	1:20.477	59.301	79.6	38:36.521	29	1	1:58.905 B	29.891	34.692	54.322	276.9	1:10:30.069		
17	1	3:35.922	1:57.937	41.331	56.654	149.2	42:12.443	30	1	6:57.686	5:34.504	35.014	48.168	165.4	1:17:27.755		
18	1	2:07.088	33.743	39.588	53.757	241.1	44:19.531	31	1	1:53.880	29.795	34.880	49.205	275.5	1:19:21.635		
19	1	2:07.198	33.500	39.988	53.710	240.0	46:26.729	32	1	1:54.226	30.276	36.119	47.831	278.4	1:21:15.861		
20	1	3:19.507	34.717	1:25.353	1:19.437	241.1	49:46.236	33	1	3:13.473 B	30.185	57.203	1:46.085	277.6	1:24:29.334		
21	1	2:06.815	33.714	39.394	53.707	240.0	51:53.051	35 Ultimate							Ligier JS P325 - Toyota		
22	1	2:06.061	33.370	39.309	53.382	241.6	53:59.112	1. Terrence WOODWARD							LMP3		
23	1	2:06.417	33.221	39.295	53.901	241.6	56:05.529	2. Lucas FECURY							3. Sebastian GRAVLUND		
24	1	2:06.231	33.491	39.217	53.523	240.5	58:11.760	1	3	2:53.414	1:11.000	44.529	57.885	121.6	2:53.414		
25	1	2:08.376	33.515	40.357	54.504	242.2	1:00:20.136	2	3	2:10.314	35.945	40.681	53.688	241.6	5:03.728		
26	1	2:06.427	33.459	39.207	53.761	242.2	1:02:26.563	3	3	2:06.381	33.668	39.561	53.152	247.7	7:10.109		
27	1	2:14.066 B	33.667	39.198	1:01.201	243.2	1:04:40.629	4	3	3:43.190 B	33.426	38.607	2:31.157	247.1	10:53.299		
28	3	4:09.689	2:36.216	39.725	53.748	107.1	1:08:50.318	5	3	3:58.918	1:14.658	1:26.100	1:18.160	79.5	14:52.217		
29	3	2:05.354	33.178	39.006	53.170	241.6	1:10:55.672	6	3	2:12.972	36.826	41.572	54.574	243.2	17:05.189		
30	3	3:30.218	33.973	1:27.200	1:29.045	242.7	1:14:25.890	7	3	2:05.885	33.648	39.029	53.208	247.1	19:11.074		
31	3	2:05.834	33.564	39.074	53.196	241.6	1:16:31.724	8	3	2:03.086	32.858	38.372	51.856	248.3	21:14.160		
								9	3	2:02.265	32.539	38.417	51.309	246.6	23:16.425		
								10	3	2:01.213	32.346	37.912	50.955	247.1	25:17.638		
								11	3	2:01.778	32.388	37.859	51.531	247.1	27:19.416		





European Le Mans Series

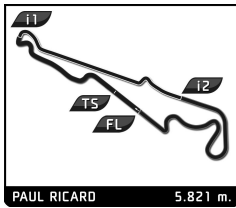
4 Hours of Le Castellet

Free Practice 1

Sector Analysis

Lap	D	Time	Sector 1	Sector 2	Sector 3	T. Spd	Elapsed	Lap	D	Time	Sector 1	Sector 2	Sector 3	T. Spd	Elapsed
12	3	6:22.161 B	32.259	38.408	5:11.494	248.8	33:41.577	31	1	4:52.466	29.778	35.210	47.478	274.1	1:20:43.683
13	1	3:36.219	59.423	51.850	1:44.946	110.0	37:17.796	32	1	2:20.404 B	29.986	35.524	1:14.894	274.8	1:23:04.087
14	1	2:18.994	45.057	39.436	54.501	160.2	39:36.790	43 Inter Europol Competition Oreca 07 - Gibson 1.Jakub SMIECHOWSKI 3.Luca GHIOTTO 2.Tom DILLMANN LMP2							
15	1	2:06.384	33.590	39.381	53.413	246.0	41:43.174	1	2	2:19.591	46.350	40.324	52.917	105.6	2:19.591
16	1	2:06.692	33.680	38.791	54.221	246.6	43:49.866	2	2	2:01.596	33.611	37.581	50.404	246.0	4:21.187
17	1	2:05.306	33.697	38.789	52.820	247.7	45:55.172	3	2	1:55.530	31.587	35.367	48.576	276.9	6:16.717
18	1	3:04.650	33.016	46.460	1:45.174	248.3	48:59.822	4	2	1:50.993	30.350	34.242	46.401	276.2	8:07.710
19	1	2:08.470	36.481	38.650	53.339	215.6	51:08.292	5	2	2:14.203	29.454	34.177	1:10.572	277.6	10:21.913
20	1	3:26.549 B	33.505	39.954	2:13.090	247.1	54:34.841	6	2	4:10.571	1:08.947	1:26.047	1:35.577	79.9	14:32.484
21	1	2:22.509	50.437	38.994	53.078	150.4	56:57.350	7	2	1:56.009	30.168	35.622	50.219	276.2	16:28.493
22	1	2:06.356	33.845	39.166	53.345	250.0	59:03.706	8	2	1:52.830	30.198	34.919	47.713	277.6	18:21.323
23	1	2:04.628	33.048	38.645	52.935	247.1	1:01:08.334	9	2	1:50.294	29.607	34.044	46.643	276.9	20:11.617
24	1	2:03.827	32.905	38.673	52.249	248.3	1:03:12.161	10	2	1:58.965	30.399	35.978	52.588	279.1	22:10.582
25	1	2:03.824	32.538	38.589	52.697	249.4	1:05:15.985	11	2	1:50.304	29.561	34.266	46.477	276.9	24:00.886
26	1	3:08.968 B	33.334	38.956	1:56.678	250.0	1:08:24.953	12	2	2:00.167 B	29.475	35.716	54.976	278.4	26:01.053
27	2	2:25.425	53.353	39.204	52.868	134.3	1:10:50.378	13	1	6:31.020	5:03.919	36.505	50.596	161.9	32:32.073
28	2	3:31.430	33.092	1:22.555	1:35.783	247.1	1:14:21.808	14	1	1:57.165	31.369	35.381	50.415	274.1	34:29.238
29	2	2:06.250	34.096	39.318	52.836	242.7	1:16:28.058	15	1	3:08.878	30.480	59.335	1:39.063	272.0	37:38.116
30	2	2:04.737	33.140	38.782	52.815	244.9	1:18:32.795	16	1	1:54.509	30.815	35.232	48.462	272.7	39:32.625
31	2	2:05.282	32.971	38.492	53.819	246.6	1:20:38.077	17	1	4:53.246	30.345	35.228	47.673	272.7	41:25.871
37 CLX Motorsport Oreca 07 - Gibson 1.Adrien CLOSMENIL 3.Ian AGUILERA 2.Theodor JENSEN LMP2								18	1	1:53.555	30.136	35.261	48.158	273.4	43:19.426
1	1	2:44.281	1:02.824	44.628	56.829	145.2	2:44.281	19	1	1:52.912	30.169	35.145	47.598	273.4	45:12.338
2	1	1:59.309	34.063	36.184	49.062	248.3	4:43.590	20	1	2:02.467	31.766	36.086	54.615	275.5	47:14.805
3	1	1:55.261	31.171	36.019	48.071	211.4	6:38.851	21	1	2:57.267	1:08.675	1:00.452	48.140	80.1	50:12.072
4	1	1:52.124	29.775	34.876	47.473	274.8	8:30.975	22	1	4:52.244	29.956	34.899	47.356	273.4	52:04.283
5	1	2:55.736	29.059	39.241	1:47.436	274.1	11:26.711	23	1	1:53.289	30.768	35.311	47.210	274.1	53:57.572
6	1	3:31.899	1:14.472	1:24.742	52.685	76.4	14:58.610	24	1	2:11.503 B	30.063	34.935	1:06.505	274.8	56:09.075
7	1	1:54.623	30.020	35.579	49.024	274.1	16:53.233	25	3	3:59.174	2:33.710	36.755	48.709	156.1	1:00:08.249
8	1	1:50.416	29.163	34.675	46.578	274.8	18:43.649	26	3	1:53.391	30.318	35.092	47.981	274.1	1:02:01.640
9	1	2:00.599 B	29.420	34.563	56.616	276.2	20:44.248	27	3	1:52.567	30.160	34.993	47.414	275.5	1:03:54.207
10	2	8:34.022	7:08.989	36.116	48.917	157.2	29:18.270	28	3	1:52.272	29.829	34.871	47.572	274.8	1:05:46.479
11	2	1:53.485	29.877	35.691	47.917	270.7	31:11.755	29	3	1:53.924	29.744	34.845	49.335	274.1	1:07:40.403
12	2	1:53.382	30.132	35.391	47.859	271.4	33:05.137	30	3	1:53.047	30.046	34.745	48.256	274.8	1:09:33.450
13	2	1:54.248	31.012	35.621	47.615	272.0	34:59.385	31	3	1:52.058	29.765	34.782	47.511	274.8	1:11:25.508
14	2	3:15.104	41.692	1:25.612	1:07.800	271.4	38:14.489	32	3	3:21.840	54.794	1:25.598	1:01.448	217.3	1:14:47.348
15	2	1:53.303	30.062	35.884	47.357	272.0	40:07.792	33	3	1:53.176	30.813	35.089	47.274	274.1	1:16:40.524
16	2	1:53.358	30.229	35.268	47.861	272.7	42:01.150	34	3	1:53.905	30.130	35.131	48.644	275.5	1:18:34.429
17	2	1:53.235	29.703	35.478	48.054	273.4	43:54.385	35	3	1:52.700	30.011	34.873	47.816	275.5	1:20:27.129
18	2	2:00.513 B	30.031	36.109	54.373	273.4	45:54.898	36	3	2:05.462 B	29.730	34.930	1:00.802	276.2	1:22:32.591
19	3	7:14.088	5:50.188	36.031	47.869	160.5	53:08.986	47 CLX Motorsport Oreca 07 - Gibson 1.Georgios KOLOVOS 3.Charles MILES 2.Ferdinand HABSBURG LMP2 Pro/Am							
20	3	1:56.275	30.200	38.283	47.792	274.1	55:05.261	1	1	3:38.979	1:55.356	46.388	57.235	144.4	3:38.979
21	3	1:53.149	29.940	35.494	47.715	272.0	56:58.410	2	1	2:03.561	35.299	38.366	49.896	184.6	5:42.540
22	3	1:54.102	30.738	35.469	47.895	274.1	58:52.512	3	1	1:57.566	31.773	35.737	50.056	250.6	7:40.106
23	3	1:52.713	30.084	34.960	47.669	274.1	1:00:45.225	4	1	2:01.306	31.127	35.561	54.618	272.7	9:41.412
24	3	1:52.383	29.625	35.286	47.472	274.8	1:02:37.608	5	1	4:21.324	1:09.162	1:26.186	1:45.976	79.8	14:02.736
25	3	1:56.639	30.062	35.607	50.970	276.9	1:04:34.247	6	1	2:32.767	33.895	1:08.882	49.990	245.5	16:35.503
26	3	1:56.074	29.837	35.322	50.915	276.2	1:06:30.321	7	1	1:55.938	30.917	35.937	49.084	270.7	18:31.441
27	3	2:00.095 B	29.616	35.137	55.342	275.5	1:08:30.416	8	1	1:58.527	31.269	36.401	50.857	275.5	20:29.968
28	1	6:32.160	4:28.050	1:15.419	48.691	80.2	1:15:02.576	9	1	1:55.062	30.753	36.000	48.309	274.1	22:25.030
29	1	1:54.031	30.144	35.456	48.431	270.7	1:16:56.607								
30	1	1:54.610	30.252	36.820	47.538	274.1	1:18:51.217								





European Le Mans Series

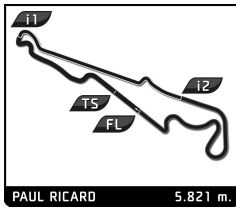
4 Hours of Le Castellet

Free Practice 1

Sector Analysis

Lap under Red Flag											Invalidated Lap	Personal Best	Session Best	B Crossing the pit lane	
Lap	D	Time	Sector 1	Sector 2	Sector 3	T. Spd	Elapsed	Lap	D	Time	Sector 1	Sector 2	Sector 3	T. Spd	Elapsed
50 Richard Mille AF Corse Ferrari 296 LMGT3 Evo 1.Custodio TOLEDO 3.Riccardo AGOSTINI 2.Lilou WADOUX LMGT3															
1	3	2:31.424	48.805	45.975	56.644	107.6	2:31.424								
2	3	2:14.993	34.712	40.412	59.869	233.3	4:46.417								
3	3	2:06.729	32.852	39.399	54.478	240.0	6:53.146								
4	3	2:03.487	32.517	38.824	52.146	238.9	8:56.633								
5	3	3:42.095 B	32.282	1:24.426	1:45.387	238.4	12:38.728								
6	3	4:51.593	3:18.216	39.698	53.679	145.6	17:30.321								
7	3	2:03.439	32.541	38.700	52.198	238.9	19:33.760								
8	3	2:03.457	32.390	38.854	52.216	239.5	21:37.217								
9	3	2:14.311 B	35.311	39.948	59.052	238.4	23:51.528								
10	1	6:23.209	4:46.697	44.344	55.171	139.7	30:14.737								
11	1	2:06.937	33.471	39.823	53.643	238.9	32:21.674								
12	1	2:08.518	33.488	40.080	54.950	237.4	34:30.192								
13	1	3:27.039	34.551	1:18.661	1:33.827	238.4	37:57.231								
14	1	2:09.271	34.775	39.849	54.647	240.0	40:06.502								
15	1	2:08.798	34.358	40.505	53.935	237.9	42:15.300								
16	1	2:07.764	33.724	39.713	54.327	237.9	44:23.064								
17	1	2:10.236	33.902	40.445	56.489	239.5	46:33.300								
18	1	3:21.772 B	35.031	1:25.638	1:21.103	240.5	49:55.072								
19	1	3:26.681	1:42.041	45.687	58.953	135.0	53:21.753								
20	1	2:17.947	38.143	41.498	58.306	238.9	55:39.700								
21	1	2:06.644	33.650	39.784	53.210	237.4	57:46.344								
22	1	2:06.529	32.976	39.333	54.220	239.5	59:52.873								
23	1	2:08.639	33.524	41.097	54.018	240.0	1:02:01.512								
24	1	2:05.762	33.169	39.209	53.384	242.2	1:04:07.274								
25	1	2:27.501 B	46.767	40.365	1:00.369	240.0	1:06:34.775								
26	2	12:29.800	...	1:17.029	53.226	143.6	1:19:04.575								
27	2	2:04.339	32.688	39.080	52.571	240.5	1:21:08.914								
51 AF Corse Ferrari 296 LMGT3 Evo 1.Charles-Henri SAMANI 3.Davide RIGON 2.Conrad LAURSEN LMGT3															
28	2	3:11.826 B	32.778	53.462	1:45.586	241.1	1:24:20.740								
1	2	3:33.609	1:55.757	42.208	55.644	139.9	3:33.609								
2	2	2:06.613	33.115	38.987	54.511	237.4	5:40.222								
3	2	2:03.408	32.375	38.804	52.229	238.4	7:43.630								
4	2	2:12.684	32.281	38.895	1:01.508	238.4	9:56.314								
5	2	4:13.683	1:09.003	1:25.601	1:39.079	78.9	14:09.997								
6	2	2:06.228	32.601	38.986	54.641	238.4	16:16.225								
7	2	2:05.338	32.895	39.363	53.080	238.4	18:21.563								
8	2	2:03.992	32.741	38.907	52.344	238.9	20:25.555								
9	2	2:04.048	32.453	38.867	52.728	238.4	22:29.603								
10	2	2:11.483 B	32.741	39.123	59.619	238.4	24:41.086								
11	3	3:18.159	1:45.427	39.363	53.369	147.7	27:59.245								
12	3	2:04.632	32.777	39.213	52.642	238.9	30:03.877								
13	3	2:04.177	32.647	38.988	52.542	239.5	32:08.054								
14	3	2:04.460	32.714	39.048	52.698	238.4	34:12.514								
15	3	3:08.963 B	32.831	49.603	1:46.529	238.4	37:21.477								
16	3	4:35.530	3:01.628	39.629	54.273	142.9	41:57.007								
17	3	2:04.206	32.528	39.004	52.674	238.4	44:01.213								
18	3	2:06.714	32.776	40.929	53.009	238.4	46:07.927								
19	3	3:14.524 B	32.817	59.035	1:42.672	238.9	49:22.451								
20	1	4:50.010	3:13.116	41.053	55.841	137.8	54:12.461								
21	1	2:09.740	34.149	40.048	55.543	237.9	56:22.201								
22	1	2:08.572	34.042	40.019	54.511	238.4	58:30.773								
23	1	2:09.180	33.690	40.140	55.350	239.5	1:00:39.953								
24	1	2:09.759	34.502	40.243	55.014	239.5	1:02:49.712								
25	1	2:09.343	34.040	40.800	54.503	240.0	1:04:59.055								
26	1	2:09.959	33.966	40.213	55.780	240.0	1:07:09.014								
27	1	2:09.358	34.644	40.113	54.601	240.0	1:09:18.372								
28	1	2:11.627	34.266	40.880	56.481	240.0	1:11:29.999								
29	1	3:36.086 B	1:06.218	1:25.459	1:04.409	79.6	1:15:06.085								
30	1	3:09.691	1:30.711	43.155	55.825	113.9	1:18:15.776								
31	1	2:06.496	33.728	39.448	53.320	239.5	1:20:22.272								
32	1	2:20.880 B	33.177	39.255	1:08.448	240.0	1:22:43.152								
54 High Class Racing Porsche 911 GT3 R LMGT3 1.Max MORITZ 3.Thomas PREINING 2.Anders FJORBACH LMGT3															
1	3	2:58.184	1:23.627	41.125	53.432	141.7	2:58.184								
2	3	2:13.586	32.735	39.379	1:01.472	240.0	5:11.770								
3	3	2:03.366	32.627	38.910	51.829	238.4	7:15.136								
4	3	2:03.786	32.637	38.970	52.179	237.9	9:18.922								
5	3	7:28.600 B	48.113	1:26.681	5:13.806	237.9	16:47.522								
6	1	2:26.549	50.084	40.019	56.446	146.9	19:14.071								
7	1	2:06.781	33.577	39.522	53.682	239.5	21:20.852								
8	1	2:06.452	33.471	39.500	53.481	238.4	23:27.304								
9	1	2:06.846	33.450	39.528	53.868	238.9	25:34.150								
10	1	2:06.919	33.518	39.426	53.975	238.9	27:41.069								
11	1	2:06.378	33.214	39.374	53.790	240.0	29:47.447								
12	1	2:07.256	33.681	39.365	54.210	239.5	31:54.703								
13	1	2:06.340	33.520	39.399	53.394	238.9	34:01.013								
14	1	5:27.892 B	34.160	40.010	4:13.722	190.1	39:28.905								





European Le Mans Series

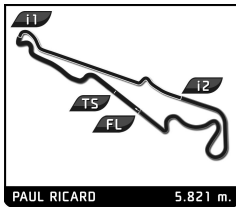
4 Hours of Le Castellet

Free Practice 1

Sector Analysis

Lap under Red Flag												Invalidated Lap	Personal Best	Session Best	B Crossing the pit lane
Lap	D	Time	Sector 1	Sector 2	Sector 3	T. Spd	Elapsed	Lap	D	Time	Sector 1	Sector 2	Sector 3	T. Spd	Elapsed
55 Spirit of Race Ferrari 296 LMGT3 Evo 1.Duncan CAMERON 3.Matthew GRIFFIN 2.David PEREL LMGT3															
1	1	4:25.607	2:42.225	44.513	58.869	118.0	4:25.607								
2	1	2:09.465	34.601	40.010	54.854	240.0	6:35.072								
3	1	2:09.510	33.882	39.211	56.417	238.9	8:44.582								
4	1	3:39.790	34.890	1:18.826	1:46.074	240.0	12:24.372								
5	1	3:06.004	1:09.182	59.052	57.770	79.2	15:30.376								
6	1	2:14.932	34.143	40.408	1:00.381	238.4	17:45.308								
7	1	2:05.875	33.346	39.287	53.242	238.9	19:51.183								
8	1	2:11.129	33.344	41.315	56.470	240.5	22:02.312								
9	1	2:05.836	33.208	39.450	53.178	239.5	24:08.148								
10	1	2:05.102	32.922	39.230	52.950	240.0	26:13.250								
11	1	2:28.042	35.470	46.886	1:05.686	231.8	28:41.292								
12	1	2:55.303	1:20.971	40.022	54.310	146.9	31:36.595								
13	1	2:08.712	34.777	39.968	53.967	238.4	33:45.307								
14	1	2:33.007	33.737	39.694	1:19.576	237.4	36:18.314								
15	3	3:21.025	1:47.957	39.816	53.252	79.3	39:39.339								
16	3	2:05.367	33.111	38.949	53.307	237.9	41:44.706								
17	3	2:05.620	32.754	39.471	53.395	239.5	43:50.326								
18	3	2:05.731	33.604	39.187	52.940	238.9	45:56.057								
19	3	3:05.231	32.760	47.263	1:45.208	240.0	49:01.288								
20	3	2:07.540	35.674	38.981	52.885	213.0	51:08.828								
21	3	2:07.325	33.714	39.837	53.774	240.0	53:16.153								
22	3	2:05.354	33.200	38.852	53.302	238.4	55:21.507								
23	3	2:04.805	32.905	38.995	52.905	237.9	57:26.312								
24	3	2:04.893	32.854	39.199	52.840	238.9	59:31.205								
25	3	2:05.050	33.032	39.128	52.890	240.0	1:01:36.255								
26	3	2:05.114	32.931	39.078	53.105	240.5	1:03:41.369								
27	3	2:05.236	33.044	39.230	52.962	241.1	1:05:46.605								
28	3	2:10.951	32.861	39.092	58.998	240.0	1:07:57.556								
29	2	3:06.869	1:30.428	41.081	55.360	133.7	1:11:04.425								
30	2	3:25.084	33.948	1:25.467	1:25.669	241.1	1:14:29.509								
31	2	2:13.656	32.879	39.764	1:01.013	240.5	1:16:43.165								
32	2	3:55.208	2:17.874	40.390	56.944	142.3	1:20:38.373								
57 Kessel Racing Ferrari 296 LMGT3 Evo 1.Takeshi KIMURA 3.Daniel SERRA 2.Mathys JAUBERT LMGT3															
33	2	2:32.112	33.383	39.153	1:19.576	240.5	1:23:10.485								
1	3	3:11.782	1:32.408	43.466	55.908	124.1	3:11.782								
2	3	2:11.838	35.201	40.258	56.379	234.8	5:23.620								
3	3	2:03.164	32.420	39.000	51.744	237.4	7:26.784								
4	3	2:10.097	32.285	39.061	58.751	237.9	9:36.881								
5	3	4:23.042	1:08.914	1:26.437	1:47.691	79.4	13:59.923								
6	3	2:09.228	37.207	39.335	52.686	206.1	16:09.151								
7	3	2:04.090	32.589	38.989	52.512	237.4	18:13.241								
8	3	2:04.202	32.640	39.189	52.373	237.9	20:17.443								
9	3	2:04.070	32.625	39.104	52.341	237.9	22:21.513								
10	3	2:04.548	32.705	39.283	52.560	237.4	24:26.061								
11	3	2:04.882	32.468	39.298	53.116	238.4	26:30.943								
12	3	2:04.590	32.668	39.305	52.617	237.4	28:35.533								
13	3	2:05.779	32.754	39.198	53.827	238.4	30:41.312								
14	3	2:04.685	32.675	39.337	52.673	237.9	32:45.997								
15	3	3:17.186	32.795	39.245	2:05.146	237.9	36:03.183								
16	2	2:54.194	1:13.426	47.843	52.925	79.6	38:57.377								
17	2	2:04.555	32.840	39.164	52.551	237.9	41:01.932								
18	2	2:04.050	32.750	38.960	52.340	237.4	43:05.982								
19	2	2:04.543	32.787	39.002	52.754	237.9	45:10.525								
20	2	2:12.379	32.973	38.958	1:00.448	240.0	47:22.904								
21	2	2:59.404	1:08.717	57.599	53.088	79.5	50:22.308								
22	2	2:04.264	32.827	39.058	52.379	237.4	52:26.572								
23	2	2:05.035	32.703	39.105	53.227	238.4	54:31.607								
24	2	2:04.788	33.163	39.020	52.605	238.4	56:36.395								
25	2	3:06.474	33.004	39.009	1:54.464	238.4	59:42.869								
26	1	3:04.104	52.935	41.012	1:30.157	101.8	1:02:46.973								
27	1	2:27.423	52.047	40.746	54.630	85.0	1:05:14.396								
28	1	2:07.999	33.536	39.980	54.483	237.9	1:07:22.395								
29	1	5:05.743	33.565	39.935	3:52.243	238.4	1:12:28.108								
30	1	3:03.293	1:14.875	53.169	55.249	79.1	1:15:31.401								
31	1	2:07.615	33.734	39.779	54.102	236.3	1:17:39.016								
32	1	2:06.394	33.346	39.567	53.478	237.9	1:19:45.407								
33	1	2:06.546	33.265	39.411	53.870	237.9	1:21:51.953								
59 Racing Spirit of Lemman Aston Martin Vantage AMR LMGT3 1.Clément MATEU 3.Valentin HASSE CLOT 2.Marius FOSSARD LMGT3															
1	2	3:24.707	1:47.848	42.411	54.448	133.0	3:24.707								
2	2	2:05.277	33.468	39.099	52.710	237.9	5:29.984								
3	2	2:03.443	32.857	38.801	51.785	240.5	7:33.427								
4	2	2:10.592	32.799	38.839	58.954	241.6	9:44.019								
5	2	4:20.971	1:10.111	1:26.214	1:44.646	75.3	14:04.990								
6	2	2:06.026	34.692	39.183	52.151	223.6	16:11.016								
7	2	2:05.048	32.788	38.916	53.344	242.7	18:16.064								
8	2	2:04.468	32.986	38.865	52.617	244.3	20:20.532								
9	2	2:03.950	32.837	38.795	52.318	242.7	22:24.482								
10	2	2:04.464	33.278	38.948	52.238	242.2	24:28.946								
11	2	6:23.474	32.793	38.830	5:11.854	244.3	30:52.420								
12	3	2:22.506	49.950	39.531	53.025	146.9	33:14.926								
13	3	2:07.074	32.661	38.974	55.439	242.7	35:22.000								





European Le Mans Series

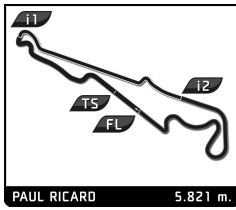
4 Hours of Le Castellet

Free Practice 1

Sector Analysis

Lap	D	Time	Sector 1	Sector 2	Sector 3	T. Spd	Elapsed	Lap	D	Time	Sector 1	Sector 2	Sector 3	T. Spd	Elapsed	
14	3	3:17.062	1:09.250	1:15.194	52.618	79.1	38:39.062	63 Iron Lynx 1.Ameerh NARAN 2.Rui ANDRADE Mercedes-AMG LMG T3	1	3	3:29.099	1:42.091	42.121	1:04.887	135.8	3:29.099
15	3	2:05.391	32.555	39.734	53.102	241.6	40:44.453		2	3	2:04.111	33.130	38.920	52.061	238.9	5:33.210
16	3	2:03.647	32.830	38.717	52.100	242.2	42:48.100		3	3	2:04.970	32.688	39.112	53.170	240.0	7:38.180
17	3	2:03.663	32.614	38.766	52.283	242.2	44:51.763		4	3	2:12.014	33.423	39.141	59.450	238.4	9:50.194
18	3	2:03.583	32.537	38.773	52.273	242.2	46:55.346		5	3	4:17.352	1:08.939	1:25.505	1:42.908	79.4	14:07.546
19	3	4:00.752 B	56.455	1:18.070	1:46.227	181.5	50:56.098		6	3	2:17.125	33.383	39.386	1:04.356	235.3	16:24.671
20	1	2:26.857	50.658	41.076	55.123	147.5	53:22.955		7	3	2:04.252	32.772	39.205	52.275	238.9	18:28.923
21	1	2:10.135	35.561	40.013	54.564	242.7	55:33.090		8	3	2:04.645	32.796	38.990	52.859	240.0	20:33.568
22	1	2:11.378	34.130	41.650	55.598	241.1	57:44.468		9	3	2:04.936	33.211	38.974	52.751	243.8	22:38.504
23	1	2:07.982	33.806	39.729	54.447	243.8	59:52.450		10	3	2:04.162	32.859	38.940	52.363	239.5	24:42.666
24	1	2:12.232	33.620	43.356	55.256	243.8	1:02:04.682		11	3	2:04.526	32.760	39.184	52.582	240.0	26:47.192
25	1	2:09.342	34.316	40.044	55.015	246.6	1:04:14.024		12	3	2:04.811	32.870	39.217	52.724	240.0	28:52.003
26	1	2:08.697	33.818	39.955	54.924	243.8	1:06:22.721		13	3	2:10.608 B	33.047	39.134	58.427	240.5	31:02.611
27	1	2:08.717	34.357	39.881	54.479	243.2	1:08:31.438		14	2	3:27.846	1:54.604	39.455	53.787	148.6	34:30.457
28	1	4:07.649 B	34.191	39.803	2:53.655	243.8	1:12:39.087		15	2	3:23.975	34.713	1:18.590	1:30.672	241.1	37:54.432
29	1	2:58.818	1:15.257	45.461	58.100	78.0	1:15:37.905		16	2	2:08.610	35.529	39.482	53.599	238.9	40:03.042
30	1	2:05.634	33.136	39.371	53.127	242.2	1:17:43.539	17	2	2:06.463	33.342	39.480	53.644	240.0	42:09.505	
31	1	2:05.562	33.239	39.078	53.245	242.2	1:19:49.101	18	2	2:05.200	33.208	39.276	52.716	238.9	44:14.705	
32	1	2:05.394	33.130	39.112	53.152	244.3	1:21:54.495	19	2	2:05.367	33.157	39.250	52.960	240.0	46:20.072	
62 Team Qatar by Iron Lynx 1.Abdulla Ali AL-KHELAIFI 3.Maxime MARTIN 2.Julian HANSES Mercedes-AMG LMG T3								20 2 3:15.918 33.154 1:20.809 1:21.955 240.5 49:35.990 21 2 2:05.565 33.096 39.353 53.116 238.9 51:41.555 22 2 2:05.013 32.806 39.333 52.874 240.5 53:46.568 23 2 2:05.035 33.012 39.208 52.845 240.5 55:51.603 24 2 2:11.278 B 33.001 39.095 59.182 240.0 58:02.881 25 1 4:34.375 2:58.936 39.861 55.578 150.0 1:02:37.256 26 1 2:08.177 34.256 39.688 54.233 242.7 1:04:45.433 27 1 2:08.346 34.187 39.473 54.686 242.2 1:06:53.779 28 1 2:07.663 34.234 39.325 54.104 242.2 1:09:01.442 29 1 2:08.537 33.932 39.664 54.941 241.6 1:11:09.979 30 1 3:36.211 B 43.889 1:25.477 1:26.845 242.2 1:14:46.190 31 1 3:20.027 1:41.781 43.156 55.090 146.9 1:18:06.217 32 1 2:07.585 33.988 39.429 54.168 241.1 1:20:13.802 33 1 2:14.054 B 33.248 39.172 1:01.634 242.7 1:22:27.856								
1	2	3:31.974	1:50.423	43.336	58.215	130.3	3:31.974	68 M Racing 1.Nick ADCOCK 3.Thomas IMBOURG 2.Quentin ANTONE LMP3								
2	2	2:09.547	33.747	40.010	55.790	240.5	5:41.521	1	2	2:42.142	54.423	47.675	1:00.044	119.9	2:42.142	
3	2	2:04.488	33.122	39.117	52.249	240.0	7:46.009	2	2	2:25.754 B	39.284	45.102	1:01.368	234.8	5:07.896	
4	2	2:19.387	32.589	39.081	1:07.717	240.0	10:05.396	3	2	3:43.422	2:10.664	40.168	52.590	152.3	8:51.318	
5	2	4:11.768	1:08.902	1:25.615	1:37.251	79.4	14:17.164	4	2	3:40.891	33.133	1:22.099	1:45.659	246.0	12:32.209	
6	2	2:04.894	33.093	39.213	52.588	236.8	16:22.058	5	2	2:53.184	1:10.342	50.643	52.199	77.9	15:25.393	
7	2	2:04.455	32.660	39.082	52.713	240.0	18:26.513	6	2	2:04.063	33.004	39.026	52.033	246.0	17:29.456	
8	2	2:05.922	32.573	39.227	54.122	241.1	20:32.435	7	2	2:01.736	32.365	38.120	51.251	246.6	19:31.192	
9	2	2:11.482 B	32.844	39.378	59.260	238.9	22:43.917	8	2	2:01.533	32.540	37.927	51.066	248.3	21:32.725	
10	3	3:55.560	2:23.688	39.199	52.673	147.9	26:39.477	9	2	2:01.253	32.377	37.989	50.887	247.7	23:33.978	
11	3	2:04.496	32.833	39.134	52.529	239.5	28:43.973	10	2	2:00.937	32.163	37.612	51.162	248.3	25:34.915	
12	3	2:04.567	32.786	39.147	52.634	241.6	30:48.540	11	2	2:09.545 B	33.370	38.139	58.036	249.4	27:44.460	
13	3	2:04.182	32.718	39.009	52.455	240.5	32:52.722	12	2	5:50.826	4:19.803	38.671	52.352	151.9	33:35.286	
14	3	2:12.540 B	33.765	39.513	59.262	239.5	35:05.262	13	2	2:21.596	32.764	38.712	1:10.120	248.8	35:56.882	
15	3	4:54.492	3:22.063	39.507	52.922	148.4	39:59.754	14	2	2:55.939	1:09.129	54.284	52.526	79.4	38:52.821	
16	3	2:05.355	32.964	39.460	52.931	238.9	42:05.109									
17	3	2:04.450	32.674	39.125	52.651	240.5	44:09.559									
18	3	2:05.555	32.558	39.830	53.167	241.1	46:15.114									
19	3	3:18.543 B	32.928	1:13.105	1:32.510	239.5	49:33.657									
20	1	3:52.210	2:16.490	40.000	55.720	146.7	53:25.867									
21	1	2:07.972	33.986	39.783	54.203	241.1	55:33.839									
22	1	2:08.326	33.704	40.735	53.887	241.6	57:42.165									
23	1	2:07.150	33.396	39.643	54.111	242.2	59:49.315									
24	1	2:14.305 B	33.517	39.600	1:01.188	241.6	1:02:03.620									
25	1	4:41.247	3:06.622	39.749	54.876	147.7	1:06:44.867									
26	1	2:07.553	33.828	40.390	53.335	241.6	1:08:52.420									
27	1	2:06.203	33.302	39.399	53.502	242.7	1:10:58.623									
28	1	3:28.767	34.824	1:26.178	1:27.765	243.2	1:14:27.390									
29	1	2:09.405	34.224	39.804	55.377	241.1	1:16:36.795									
30	1	2:08.220	33.377	40.379	54.464	241.6	1:18:45.015									
31	1	2:12.309 B	33.359	39.534	59.416	242.7	1:20:57.324									





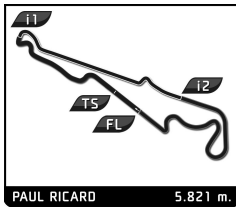
European Le Mans Series
 4 Hours of Le Castellet
 Free Practice 1

Sector Analysis

Lap under Red Flag Invalidated Lap Personal Best Session Best Crossing the pit lane

Lap	D	Time	Sector 1	Sector 2	Sector 3	T. Spd	Elapsed	Lap	D	Time	Sector 1	Sector 2	Sector 3	T. Spd	Elapsed
15	2	2:01.715	32.479	38.058	51.178	244.9	40:54.536	32	3	2:06.860	33.588	40.390	52.882	238.4	1:20:15.797
16	2	2:02.775	32.631	39.015	51.129	246.6	42:57.311	75 Proton Competition Porsche 911 GT3 R LMGT3							
17	2	2:01.086	32.408	37.930	50.748	248.3	44:58.397	1.Matthew KURZEJEWSKI 3.Richard LIETZ LMGT3							
18	2	2:08.405	B 32.339	37.826	58.240	247.7	47:06.802	2.Thomas SARGENT							
19	3	3:48.333	2:17.396	38.705	52.232	79.6	50:55.135	1	3	3:23.677	1:40.648	44.433	58.596	98.0	3:23.677
20	3	2:02.730	32.732	38.367	51.631	250.0	52:57.865	2	3	2:09.403	33.394	40.045	55.664	237.9	5:32.780
21	3	2:02.280	32.535	38.125	51.620	247.7	55:00.145	3	3	2:07.149	32.795	39.223	55.131	237.4	7:39.929
22	3	2:03.010	32.594	38.382	52.034	246.0	57:03.155	4	3	2:12.630	32.897	39.196	1:00.537	238.4	9:52.559
23	3	2:03.049	32.392	38.147	52.510	248.8	59:06.204	5	3	4:15.465	1:08.884	1:25.675	1:40.906	79.5	14:08.024
24	3	2:02.675	32.629	38.269	51.777	250.0	1:01:08.879	6	3	2:10.856	33.682	39.452	57.722	237.4	16:18.880
25	3	2:03.704	32.739	38.533	52.432	250.6	1:03:12.583	7	3	2:04.905	33.032	39.421	52.452	238.4	18:23.785
26	3	2:07.051	32.556	38.488	56.007	251.2	1:05:19.634	8	3	2:05.389	33.006	39.247	53.436	239.5	20:29.174
27	3	2:08.553	B 32.200	38.260	58.093	250.0	1:07:28.187	9	3	2:05.169	32.922	39.278	52.969	237.9	22:34.343
28	1	3:46.573	2:12.076	40.485	54.012	147.3	1:11:14.760	10	3	2:05.405	33.267	39.327	52.811	237.4	24:39.748
29	1	3:29.905	48.365	1:25.659	1:15.881	247.7	1:14:44.665	11	3	2:05.038	32.836	39.166	53.036	237.9	26:44.786
30	1	2:06.792	33.820	39.218	53.754	245.5	1:16:51.457	12	3	2:04.690	32.770	39.350	52.570	237.9	28:49.476
31	1	2:06.032	33.467	39.042	53.523	245.5	1:18:57.489	13	3	2:05.181	32.925	39.397	52.859	238.4	30:54.657
32	1	2:09.759	35.005	40.554	54.203	247.1	1:21:07.248	14	3	2:05.175	32.944	39.472	52.759	238.9	32:59.832
33	1	3:12.655	B 33.669	51.933	1:47.053	248.3	1:24:19.903	15	3	2:15.229	B 33.232	41.348	1:00.649	237.9	35:15.061
74 Kessel Racing Ferrari 296 LMGT3 Evo								75 Proton Competition Porsche 911 GT3 R LMGT3							
1.Andrew GILBERT								1.Matthew KURZEJEWSKI 3.Richard LIETZ LMGT3							
2.Fran RUEDA								2.Thomas SARGENT							
3.Romain LEROUX LMGT3															
1	2	3:12.985	1:33.146	43.813	56.026	139.4	3:12.985	1	3	3:23.677	1:40.648	44.433	58.596	98.0	3:23.677
2	2	2:03.506	32.975	38.739	51.792	238.9	5:16.491	2	3	2:09.403	33.394	40.045	55.664	237.9	5:32.780
3	2	2:09.048	32.564	39.994	56.460	237.9	7:25.509	3	3	2:07.149	32.795	39.223	55.131	237.4	7:39.929
4	2	2:07.867	32.818	39.552	55.497	237.4	9:33.376	4	3	2:12.630	32.897	39.196	1:00.537	238.4	9:52.559
5	2	4:21.001	1:09.149	1:25.848	1:46.004	79.3	13:54.377	5	3	4:15.465	1:08.884	1:25.675	1:40.906	79.5	14:08.024
6	2	2:11.809	40.474	39.142	52.193	184.9	16:06.186	6	3	2:10.856	33.682	39.452	57.722	237.4	16:18.880
7	2	2:03.536	32.503	38.881	52.152	236.3	18:09.722	7	3	2:04.905	33.032	39.421	52.452	238.4	18:23.785
8	2	2:04.571	33.100	38.951	52.520	236.8	20:14.293	8	3	2:05.389	33.006	39.247	53.436	239.5	20:29.174
9	2	2:04.153	32.892	38.902	52.359	236.8	22:18.446	9	3	2:05.169	32.922	39.278	52.969	237.9	22:34.343
10	2	2:04.079	32.676	38.972	52.431	236.8	24:22.525	10	3	2:05.405	33.267	39.327	52.811	237.4	24:39.748
11	2	2:05.679	33.248	39.250	53.181	238.9	26:28.204	11	3	2:05.038	32.836	39.166	53.036	237.9	26:44.786
12	2	2:04.331	32.847	38.936	52.548	237.9	28:32.535	12	3	2:04.690	32.770	39.350	52.570	237.9	28:49.476
13	2	2:04.556	32.940	39.050	52.566	238.4	30:37.091	13	3	2:05.181	32.925	39.397	52.859	238.4	30:54.657
14	2	2:04.186	32.671	39.062	52.453	238.9	32:41.277	14	3	2:05.175	32.944	39.472	52.759	238.9	32:59.832
15	2	2:05.334	33.414	39.148	52.769	237.4	34:46.608	15	3	2:15.229	B 33.232	41.348	1:00.649	237.9	35:15.061
16	2	5:48.675	B 34.087	1:25.784	3:48.804	238.4	40:35.283	16	1	4:09.713	2:33.825	40.107	55.781	78.4	39:24.774
17	1	2:26.960	51.396	41.079	54.485	140.8	43:02.243	17	1	2:08.057	33.783	39.667	54.607	237.4	41:32.831
18	1	2:08.143	33.719	39.843	54.581	236.3	45:10.386	18	1	2:08.598	33.510	40.963	54.125	238.9	43:41.429
19	1	2:20.243	34.380	39.812	1:06.051	238.4	47:30.629	19	1	2:08.123	33.466	39.675	54.982	237.4	45:49.552
20	1	3:00.505	1:12.392	52.124	55.989	79.2	50:31.134	20	1	3:02.598	B 33.744	43.549	1:45.305	238.4	48:52.150
21	1	2:09.835	34.023	40.349	55.463	238.4	52:40.969	21	1	4:20.634	2:44.339	40.145	56.150	146.7	53:12.784
22	1	2:07.706	33.709	39.652	54.345	237.4	54:48.675	22	1	2:10.039	34.722	40.364	54.956	238.4	55:22.823
23	1	2:07.525	33.642	39.652	54.231	237.4	56:56.200	23	1	2:07.628	33.681	39.844	54.103	239.5	57:30.451
24	1	2:10.986	34.575	40.524	55.887	238.9	59:07.186	24	1	2:14.996	B 33.958	40.297	1:00.741	239.5	59:45.447
25	1	2:07.714	33.685	39.717	54.312	239.5	1:01:14.900	25	2	7:06.954	5:32.486	39.936	54.532	145.0	1:06:52.401
26	1	2:07.861	33.844	39.868	54.149	238.4	1:03:22.761	26	2	2:04.967	33.109	39.121	52.737	238.4	1:08:57.368
27	1	2:07.998	33.965	39.930	54.103	240.0	1:05:30.759	27	2	2:04.625	32.604	39.255	52.766	240.0	1:11:01.993
28	1	2:09.992	33.903	41.645	54.444	238.9	1:07:40.751	28	2	3:25.596	33.109	1:25.665	1:26.822	239.5	1:14:27.589
29	1	5:52.898	B 34.156	40.091	4:38.651	238.4	1:13:33.649	29	2	2:05.168	33.271	39.073	52.824	239.5	1:16:32.757
30	3	2:28.521	55.157	39.609	53.755	79.8	1:16:02.170	30	2	2:04.852	32.779	39.141	52.932	238.9	1:18:37.609
31	3	2:06.767	33.962	39.550	53.255	237.9	1:18:08.937	31	2	2:08.919	32.810	39.386	56.723	241.1	1:20:46.528
								77 Proton Competition Porsche 911 GT3 R LMGT3							
								1.BANKYCY							
								2.Huub VAN EIJNDHOVEN							
								3.Joel STURM LMGT3							
1	1	3:17.971	1:35.283	44.843	57.845	114.8	3:17.971	1	1	3:17.971	1:35.283	44.843	57.845	114.8	3:17.971
2	1	2:17.672	36.972	42.691	58.009	214.7	5:35.643	2	1	2:17.672	36.972	42.691	58.009	214.7	5:35.643
3	1	2:09.017	33.830	39.647	55.540	239.5	7:44.660	3	1	2:09.017	33.830	39.647	55.540	239.5	7:44.660
4	1	2:25.902	33.109	39.570	1:13.223	240.5	10:10.562	4	1	2:25.902	33.109	39.570	1:13.223	240.5	10:10.562
5	1	4:11.307	1:09.028	1:25.701	1:36.578	79.5	14:21.869	5	1	4:11.307	1:09.028	1:25.701	1:36.578	79.5	14:21.869
6	1	2:08.579	33.812	40.012	54.755	238.4	16:30.448	6	1	2:08.579	33.812	40.012	54.755	238.4	16:30.448
7	1	2:08.689	33.402	39.778	55.509	240.5	18:39.137	7	1	2:08.689	33.402	39.778	55.509	240.5	18:39.137
8	1	2:09.038	34.562	39.737	54.739	239.5	20:48.175	8	1	2:09.038	34.562	39.737	54.739	239.5	20:48.175
9	1	2:08.164	33.857	39.643	54.664	240.0	22:56.339	9	1	2:08.164	33.857	39.643	54.664	240.0	22:56.339
10	1	2:08.187	33.646	39.570	54.974	237.4	25:04.526	10	1	2:08.187	33.646	39.570	54.974	237.4	25:04.526
11	1	2:07.042	33.403	39.682	53.957	240.5	27:11.568	11	1	2:07.042	33.403	39.682	53.957	240.5	27:11.568
12	1	2:15.810	B 33.722	39.907	1:02.181	238.9	29:27.378	12	1	2:15.810	B 33.722	39.907	1:02.181	238.9	29:27.378
13	2	4:16.216	2:42.999	39.663	53.554	144.0	33:43.594	13	2	4:16.216	2:42.999	39.663	53.554	144.0	33:43.594
14	2	2:28.887	32.862	39.184	4:16.844	237.9	36:12.481	14	2	2:28.887	32.862	39.184	4:16.844	237.9	36:12.481





European Le Mans Series
4 Hours of Le Castellet
Free Practice 1

Sector Analysis

Lap	D	Time	Sector 1	Sector 2	Sector 3	T. Spd	Elapsed	Lap under Red Flag	Invalidated Lap	Personal Best	Session Best	Crossing the pit lane
15	2	2:45.465	1:08.636	44.179	52.650	79.8	38:57.946					
16	2	2:04.470	32.865	38.961	52.644	240.0	41:02.416					
17	2	2:04.168	32.621	39.046	52.501	240.0	43:06.584					
18	2	2:04.489	32.699	38.952	52.838	240.0	45:11.073					
19	2	2:15.488	33.850	39.679	1:01.959	241.1	47:26.561					
20	2	2:56.934	1:08.407	55.022	53.505	79.8	50:23.495					
21	2	2:04.198	32.807	39.115	52.276	241.6	52:27.693					
22	2	2:05.692	32.603	39.376	53.713	240.5	54:33.385					
23	2	2:04.447	32.873	38.951	52.623	240.5	56:37.832					
24	2	2:11.854	32.909	39.262	59.683	240.5	58:49.686					
25	3	4:12.978	2:38.538	40.980	53.460	140.8	1:03:02.664					
26	3	2:05.484	33.044	39.569	52.871	240.5	1:05:08.148					
27	3	2:04.144	32.642	39.032	52.470	238.9	1:07:12.292					
28	3	2:04.585	32.825	39.030	52.730	238.9	1:09:16.877					
29	3	2:04.234	32.624	39.136	52.474	240.5	1:11:21.111					
30	3	3:26.529	49.740	1:25.348	1:11.441	238.9	1:14:47.640					
31	3	2:04.782	32.820	39.059	52.903	238.9	1:16:52.422					
32	3	2:05.271	32.836	39.418	53.017	240.5	1:18:57.693					
33	3	2:05.782	33.797	39.144	52.841	242.2	1:21:03.475					
34	3	3:06.434	32.773	48.891	1:44.770	241.1	1:24:09.909					

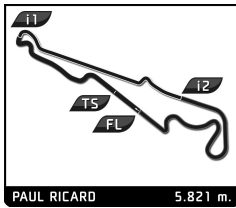
Lap	D	Time	Sector 1	Sector 2	Sector 3	T. Spd	Elapsed
31	3	1:52.823	30.040	35.084	47.699	276.2	1:10:58.667
32	3	3:31.992	34.057	1:25.997	1:34.938	274.1	1:14:30.659
33	3	4:43.449	3:19.719	35.744	47.986	159.1	1:19:14.108
34	3	1:52.412	29.768	34.786	47.858	275.5	1:21:06.520
35	3	3:02.543	30.292	46.878	1:45.373	276.2	1:24:09.063

85	Race GP	Duqueine D09 - Toyota LMP3	
1	Fabien MICHAL	3	Hugo SCHWARZE
2	Pierre-Alexandre PROVOS		
1	3	2:42.542	56.664 46.729 59.149 110.8 2:42.542
2	3	2:13.329	37.649 40.359 55.321 213.9 4:55.871
3	3	2:10.264	33.370 38.903 57.991 237.9 7:06.135
4	3	5:25.158	2:16.077 1:21.595 1:47.486 135.7 12:31.293
5	3	3:10.062	1:10.414 56.260 1:03.388 78.3 15:41.355
6	3	3:43.966	2:10.567 40.255 53.144 149.8 19:25.321
7	3	2:02.851	32.881 38.483 51.487 247.7 21:28.172
8	3	2:02.436	32.694 38.429 51.313 248.8 23:30.608
9	3	2:02.405	32.286 38.050 52.069 247.7 25:33.013
10	3	2:01.656	32.128 38.064 51.464 246.6 27:34.669
11	3	2:01.364	31.976 38.013 51.375 248.8 29:36.033
12	3	2:01.193	31.999 38.093 51.101 250.0 31:37.226
13	3	2:03.568	33.563 38.238 51.767 250.6 33:40.794
14	3	2:21.241	32.214 38.584 1:10.443 248.3 36:02.035
15	2	5:16.260	3:45.977 38.604 51.679 149.8 41:18.295
16	2	2:02.602	32.295 38.244 52.063 246.0 43:20.897
17	2	2:01.043	32.254 37.969 50.820 246.0 45:21.940
18	2	2:18.710	32.019 38.071 1:08.620 247.1 47:40.650
19	2	2:46.462	1:09.452 45.062 51.948 78.9 50:27.112
20	2	2:01.579	32.174 37.993 51.412 250.0 52:28.691
21	2	2:04.203	32.958 38.545 52.700 248.8 54:32.894
22	2	2:09.620	32.296 44.249 53.075 248.3 56:42.514
23	2	2:02.406	32.747 38.088 51.571 248.3 58:44.920
24	2	2:01.720	31.975 37.947 51.798 248.3 1:00:46.640
25	2	2:01.373	32.110 37.934 51.329 249.4 1:02:48.013
26	2	2:01.030	32.089 37.853 51.088 250.0 1:04:49.043
27	2	2:08.553	32.009 38.068 58.476 250.0 1:06:57.596
28	1	3:43.755	2:10.895 38.676 54.184 150.2 1:10:41.351
29	1	3:24.345	32.858 1:06.261 1:45.226 248.8 1:14:05.696
30	1	2:04.714	33.914 38.710 52.090 232.8 1:16:10.410
31	1	2:04.484	32.842 38.279 53.363 246.0 1:18:14.894
32	1	2:03.325	32.994 38.500 51.831 247.7 1:20:18.219
33	1	2:18.650	32.432 38.262 1:07.956 250.0 1:22:36.869

83	AF Corse	Oreca 07 - Gibson LMP2 Pro/Am	
1	François PERRODO	3	Antonio FUOCO
2	Matthieu VAXIVIERE		
1	2	2:17.617	43.047 41.334 53.236 83.8 2:17.617
2	2	1:57.049	31.950 36.410 48.689 266.0 4:14.666
3	2	1:53.274	30.135 35.796 47.343 274.1 6:07.940
4	2	1:58.182	31.858 37.360 48.964 272.7 8:06.122
5	2	2:14.411	29.415 34.682 1:10.314 274.1 10:20.533
6	2	4:05.582	1:08.933 1:26.253 1:30.396 79.9 14:26.115
7	2	1:54.877	30.514 36.836 47.527 273.4 16:20.992
8	2	1:53.089	29.607 34.878 48.604 274.1 18:14.081
9	2	1:53.120	29.545 35.531 48.044 275.5 20:07.201
10	2	1:50.933	29.320 34.678 46.935 274.1 21:58.134
11	2	1:52.038	29.623 35.172 47.243 274.1 23:50.172
12	2	1:50.280	29.207 34.404 46.669 274.8 25:40.452
13	2	1:50.707	29.202 34.553 46.952 274.1 27:31.159
14	2	2:00.710	29.979 34.831 55.900 276.2 29:31.869
15	1	3:23.160	1:57.413 36.417 49.330 140.3 32:55.029
16	1	4:55.729	30.959 36.083 48.687 273.4 34:50.758
17	1	3:16.815	31.731 1:25.784 1:19.300 272.7 38:07.573
18	1	1:56.374	30.590 37.176 48.608 271.4 40:03.947
19	1	1:55.710	31.028 36.179 48.503 272.7 41:59.657
20	1	1:56.876	30.717 36.457 49.702 272.7 43:56.533
21	1	1:56.589	30.828 36.088 49.673 274.1 45:53.122
22	1	2:44.721	30.608 36.217 1:37.896 273.4 48:37.843
23	1	2:15.878	48.335 36.897 50.646 78.4 50:53.721
24	1	1:55.746	30.976 36.253 48.517 274.1 52:49.467
25	1	1:56.304	30.635 35.520 50.149 272.7 54:45.771
26	1	1:54.738	30.474 35.714 48.550 271.4 56:40.509
27	1	2:32.017	30.758 36.872 1:24.387 272.7 59:12.526
28	3	6:05.488	4:42.158 35.652 47.678 163.6 1:05:18.014
29	3	1:55.004	30.861 36.453 47.690 276.2 1:07:13.018
30	3	1:52.826	30.035 35.320 47.471 274.8 1:09:05.844

86	GR Racing	Ferrari 296 LMGT3 Evo LMGT3	
1	Michael WAINWRIGHT	3	Mex JANSEN
2	Lorcan HANAFIN		
1	2	2:44.944	1:08.563 41.743 54.638 141.5 2:44.944
2	2	2:09.998	35.544 40.100 54.354 240.5 4:54.942
3	2	2:03.894	32.689 39.000 52.205 238.9 6:58.836
4	2	2:03.747	32.561 38.917 52.269 238.4 9:02.583
5	2	3:44.803	34.110 1:25.403 1:45.290 237.9 12:47.386
6	2	2:43.268	1:08.740 41.429 53.099 79.5 15:30.654
7	2	2:05.424	33.230 39.231 52.963 241.6 17:36.078
8	2	2:04.206	32.690 38.820 52.696 239.5 19:40.284
9	2	2:04.655	32.864 39.181 52.610 238.4 21:44.939





European Le Mans Series

4 Hours of Le Castellet

Free Practice 1

Sector Analysis

Lap under Red Flag												Invalidated Lap	Personal Best	Session Best	B Crossing the pit lane	
Lap	D	Time	Sector 1	Sector 2	Sector 3	T. Spd	Elapsed	Lap	D	Time	Sector 1	Sector 2	Sector 3	T. Spd	Elapsed	
10	2	2:05.182	33.092	39.190	52.900	231.3	23:50.121	26	2	1:54.344	30.097	35.450	48.797	274.1	1:05:12.699	
11	2	2:04.864	32.809	39.184	52.871	238.4	25:54.985	27	2	1:54.784	30.561	35.420	48.803	274.8	1:07:07.483	
12	2	2:05.036	32.960	39.224	52.852	237.4	28:00.021	28	2	1:54.989	31.408	35.657	47.924	274.1	1:09:02.472	
13	2	2:05.074	32.992	39.044	53.038	241.6	30:05.095	29	2	1:55.336	30.626	35.705	49.005	276.2	1:10:57.808	
14	2	2:04.460	32.530	38.957	52.673	240.0	32:09.255	30	2	3:25.595	30.828	1:25.968	1:28.799	276.2	1:14:23.403	
15	2	5:26.591	B	32.788	39.200	4:14.603	240.0	37:35.846	31	2	1:54.973	31.021	35.209	48.743	273.4	1:16:18.376
16	1	2:35.536	57.035	43.097	55.404	126.3	40:11.382	32	2	1:53.731	30.227	35.215	48.289	273.4	1:18:12.107	
17	1	2:08.505	34.472	39.901	54.432	236.8	42:19.887	33	2	1:55.409	30.614	36.607	48.188	276.2	1:20:07.516	
18	1	2:07.918	33.883	39.874	54.161	237.4	44:27.805	34	2	1:58.621	30.699	37.375	50.547	276.2	1:22:06.137	
19	1	2:10.082	34.112	40.169	55.801	236.3	46:37.887	35	2	4:02.460	B	1:09.474	1:20.777	1:32.209	79.3	1:26:08.597
20	1	3:12.162	35.994	1:25.736	1:10.432	237.4	49:50.049	99 AO by TF 1.PJ HYETT 2.Jonny EDGAR Oreca 07 - Gibson LMP2 Pro/Am 3.Dane CAMERON								
21	1	2:07.331	33.808	39.566	53.957	237.4	51:57.380	1	3	2:57.015	1:21.061	41.744	54.210	117.3	2:57.015	
22	1	2:07.024	33.674	39.512	53.838	237.9	54:04.404	2	3	2:00.070	32.654	37.713	49.703	271.4	4:57.085	
23	1	2:09.704	34.010	41.205	54.486	237.4	56:14.105	3	3	1:54.349	31.136	35.972	47.241	271.4	6:51.434	
24	1	2:07.623	33.743	39.813	54.067	237.9	58:21.728	4	3	1:52.345	30.031	34.894	47.420	273.4	8:43.779	
25	1	2:07.233	33.745	39.528	53.960	238.4	1:00:28.961	5	3	3:43.875	30.196	57.677	1:46.002	273.4	11:57.654	
26	1	2:08.671	34.217	39.866	54.588	237.9	1:02:37.632	6	3	3:09.576	1:09.199	1:11.307	49.070	79.9	15:07.230	
27	1	2:18.331	34.215	49.394	54.722	242.2	1:04:55.963	7	3	1:56.575	30.499	34.973	51.103	272.7	17:03.805	
28	1	2:07.766	33.955	39.749	54.062	239.5	1:07:03.729	8	3	1:52.025	30.141	34.875	47.009	274.1	18:55.830	
29	1	2:11.123	35.664	40.729	54.730	238.4	1:09:14.852	9	3	1:51.407	29.624	34.620	47.163	274.1	20:47.237	
30	1	4:11.594	B	34.137	40.301	2:57.156	239.5	1:13:26.446	10	3	1:52.704	29.782	34.734	48.188	273.4	22:39.941
31	3	2:28.919	56.667	39.405	52.847	79.7	1:15:55.365	11	3	1:52.409	30.442	34.592	47.375	271.4	24:32.350	
32	3	2:05.327	32.925	39.889	52.513	238.9	1:18:00.692	12	3	1:54.425	29.873	35.866	48.686	274.8	26:26.775	
33	3	2:04.246	32.589	39.044	52.613	238.4	1:20:04.938	13	3	1:57.662	B	29.618	34.519	53.525	274.1	28:24.437
34	3	2:12.363	32.721	40.524	59.121	239.5	1:22:17.301	14	2	3:21.562	1:57.718	35.557	48.287	160.2	31:45.999	
88 Proton Competition 1.Horst FELBERMAYR 2.Horst Felix FELBERMAYR 3.Rene BINDER Oreca 07 - Gibson LMP2 Pro/Am																
1	3	2:36.462	1:01.714	41.212	53.536	131.1	2:36.462	15	2	1:54.151	30.059	35.030	49.062	274.8	33:40.150	
2	3	1:58.596	30.811	36.750	51.035	271.4	4:35.058	16	2	2:07.863	30.269	36.017	1:01.577	270.0	35:48.013	
3	3	1:52.848	29.968	35.904	46.976	274.8	6:27.906	17	2	2:55.920	1:09.212	58.381	48.327	79.5	38:43.933	
4	3	1:51.853	29.945	34.845	47.063	275.5	8:19.759	18	2	1:52.393	30.116	35.468	46.809	274.8	40:36.326	
5	3	2:40.546	29.472	34.929	1:36.145	274.1	11:00.305	19	2	1:51.717	29.992	34.844	46.881	272.7	42:28.043	
6	3	3:47.310	1:10.070	1:28.182	1:09.058	79.2	14:47.615	20	2	1:51.721	29.560	35.097	47.064	273.4	44:19.764	
7	3	1:52.148	29.998	34.974	47.176	273.4	16:39.763	21	2	1:59.359	B	29.718	35.131	54.510	275.5	46:19.123
8	3	1:51.757	29.481	34.988	47.288	274.8	18:31.520	22	2	4:19.697	2:56.611	35.233	47.853	79.8	50:38.820	
9	3	2:03.854	B	30.700	36.230	56.924	274.8	20:35.374	23	2	1:52.256	29.664	35.128	47.464	274.1	52:31.076
10	3	5:34.660	4:09.819	35.683	49.158	158.4	26:10.034	24	2	1:52.258	30.232	35.305	46.721	274.8	54:23.334	
11	3	1:52.019	29.680	34.848	47.491	274.1	28:02.053	25	2	1:51.174	29.606	34.521	47.047	274.1	56:14.508	
12	3	1:53.687	30.519	36.017	47.151	276.2	29:55.740	26	2	1:59.445	B	29.863	34.836	54.746	274.8	58:13.953
13	3	1:51.546	29.788	34.840	46.918	276.2	31:47.286	27	1	3:30.649	2:05.257	36.063	49.329	119.7	1:01:44.602	
14	3	1:53.190	29.675	34.942	48.573	276.2	33:40.476	28	1	1:57.157	31.216	35.757	50.184	274.1	1:03:41.759	
15	3	2:14.115	B	30.478	36.155	1:07.482	277.6	35:54.591	29	1	1:55.434	30.911	35.645	48.878	273.4	1:05:37.193
16	1	4:16.811	2:49.394	36.486	50.931	123.3	40:11.402	30	1	1:54.667	30.496	35.748	48.423	274.1	1:07:31.860	
17	1	1:58.108	31.247	36.447	50.414	274.1	42:09.510	31	1	2:15.872	B	30.910	35.452	1:09.510	274.1	1:09:47.732
18	1	1:55.879	31.052	36.186	48.641	274.1	44:05.389	32	1	5:21.349	3:18.052	1:12.818	50.479	78.3	1:15:09.081	
19	1	2:26.519	31.086	1:02.179	53.254	274.1	46:31.908	33	1	1:55.362	31.295	35.552	48.515	271.4	1:17:04.443	
20	1	3:11.438	31.539	1:26.695	1:13.204	274.1	49:43.346	34	1	2:00.024	30.570	39.217	50.237	272.7	1:19:04.467	
21	1	4:56.142	30.879	35.662	49.571	272.7	51:39.458	35	1	1:59.197	30.770	37.176	51.251	276.2	1:21:03.664	
22	1	4:54.667	30.820	35.453	48.394	272.7	53:34.125	36	1	3:03.055	B	30.608	46.408	1:46.039	275.5	1:24:06.719
23	1	2:05.986	B	30.971	35.854	59.161	274.8	55:40.111								
24	2	5:43.750	4:18.852	36.097	48.801	159.1	1:01:23.861									
25	2	1:54.494	30.426	35.433	48.635	273.4	1:03:18.355									

