

# European Le Mans Series

## 4 Hours of Le Castellet

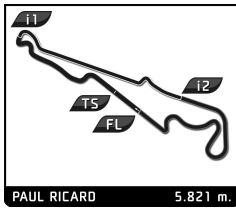
### Bronze Driver Collective Test

## Sector Analysis

Lap under Red Flag   Invalidated Lap   Personal Best   Session Best   Crossing the pit lane

Lap	D	Time	Sector 1	Sector 2	Sector 3	T. Spd	Elapsed	Lap	D	Time	Sector 1	Sector 2	Sector 3	T. Spd	Elapsed	
<b>3</b>	<b>DKR Engineering</b> Oreca 07 - Gibson															
	1. Jean GLORIEUX 3. Sebastian ALVAREZ LMP2 Pro/Am															
	2. Marlon HERNANDEZ															
	1	1	3:24.662 <b>B</b>	1:11.945	45.916	1:26.801	133.0	3:24.662	2	1	2:00.189	32.572	37.182	50.435	273.4	4:50.544
	2	1	2:35.786	53.335	46.665	55.786	147.9	6:00.448	3	1	1:56.288	30.596	35.492	50.200	275.5	6:46.832
	3	1	1:55.338	31.664	35.707	47.967	270.0	7:55.786	4	1	5:23.247 <b>B</b>	31.029	37.092	4:15.126	274.1	12:10.079
	4	1	1:55.079	30.771	35.455	48.853	271.4	9:50.865	5	1	2:21.334	52.090	39.192	50.052	152.5	14:31.413
	5	1	1:54.073	30.662	35.795	47.616	272.7	11:44.938	6	1	1:57.975	31.630	36.298	50.047	273.4	16:29.388
	6	1	1:55.704	30.676	36.548	48.480	272.7	13:40.642	7	1	4:56.979	34.268	36.332	49.379	273.4	18:26.367
	7	1	1:53.056	29.973	35.463	47.620	273.4	15:33.698	8	1	4:41.323 <b>B</b>	30.576	39.493	3:31.254	274.1	23:07.690
	8	1	1:54.482	30.498	36.170	47.814	273.4	17:28.180	9	1	2:45.844	1:13.854	42.814	49.176	79.5	25:53.534
	9	1	1:54.377	30.343	36.295	47.739	273.4	19:22.557	10	1	1:57.032	31.364	36.262	49.406	276.2	27:50.566
	10	1	1:53.897	31.050	35.256	47.591	275.5	21:16.454	11	1	1:54.031	30.491	35.292	48.248	276.2	29:44.597
	11	1	3:07.438	31.316	48.641	1:47.481	274.1	24:23.892	12	1	1:54.214	30.329	35.286	48.599	274.8	31:38.811
	12	1	2:04.270	39.450	37.183	47.637	203.0	26:28.162								
13	1	1:55.521	30.441	36.481	48.599	274.1	28:23.683									
14	1	1:55.780	30.765	36.083	48.932	273.4	30:19.463									
<b>4</b>	<b>DKR Engineering</b> Ligier JS P325 - Toyota															
	1. Antti RAMMO 3. Wyatt BRICHACEK LMP3															
	2. Romain FAVRE															
	1	1	4:06.643	2:20.743	46.629	59.271	122.2	4:06.643								
	2	1	2:10.174	37.071	40.307	52.796	229.8	6:16.817								
	3	1	2:04.334	34.267	38.595	51.472	249.4	8:21.151								
	4	1	2:01.554	32.416	38.170	50.968	248.8	10:22.705								
	5	1	2:01.639	32.235	38.329	51.075	251.2	12:24.344								
	6	1	2:05.041	33.961	38.136	52.944	250.6	14:29.385								
	7	1	2:01.604	32.290	38.412	50.902	250.6	16:30.989								
	8	1	2:01.093	32.206	37.986	50.901	251.2	18:32.082								
	9	1	2:00.805	31.909	38.010	50.886	251.2	20:32.887								
	10	1	2:20.697	32.704	38.673	1:09.320	252.3	22:53.584								
	11	1	3:07.699	1:09.394	57.024	1:01.281	79.4	26:01.283								
	12	1	2:10.889	32.640	38.389	59.860	250.6	28:12.172								
13	1	2:01.345	32.187	38.107	51.051	250.6	30:13.517									
<b>5</b>	<b>Rinaldi Racing</b> Ligier JS P325 - Toyota															
	1. Jose FERNANDES CAUTE 3. Mikkel Gaarde PEDERSEN LMP3															
	2. Alvisè RODELLA															
	1	1	4:22.149	2:33.363	49.321	59.465	96.3	4:22.149								
	2	1	2:10.481	35.120	40.243	55.118	242.2	6:32.630								
	3	1	2:06.273	33.121	39.194	53.958	245.5	8:38.903								
	4	1	2:03.900	32.990	38.807	52.103	244.3	10:42.803								
	5	1	2:03.613	33.045	38.575	51.993	247.7	12:46.416								
	6	1	2:03.034	32.544	38.332	52.158	247.7	14:49.450								
	7	1	2:03.936	33.323	38.670	51.943	246.6	16:53.386								
	8	1	2:03.235	32.576	38.426	52.233	247.1	18:56.621								
	9	1	2:04.539	32.402	38.838	53.299	246.0	21:01.160								
	10	1	2:47.885	32.434	38.460	1:36.991	248.3	23:49.045								
	11	1	2:31.008	1:00.352	38.655	52.001	79.6	26:20.053								
	12	1	2:03.205	32.680	38.508	52.017	246.6	28:23.258								
13	1	2:02.693	32.596	38.424	51.673	247.7	30:25.951									
<b>7</b>	<b>Vector Sport</b> Oreca 07 - Gibson															
	1. Jens Reno MÖLLER 3. Lorenzo FLUXA LMP2 Pro/Am															
	2. Cem BÖLÜKBASI															
	1	1	2:50.355	1:13.620	42.447	54.288	147.5	2:50.355								
	<b>8</b>	<b>Team Virage</b> Ligier JS P325 - Toyota														
		1. Louis STERN 3. Daniel NOGALES LMP3														
		2. Matteo QUINTARELLI														
		1	1	2:45.829	59.738	46.632	59.459	122.2	2:45.829							
		2	1	2:14.450	36.352	41.879	56.219	219.1	5:00.279							
		3	1	2:06.107	33.964	38.913	53.230	248.8	7:06.386							
		4	1	2:05.314	33.405	38.771	53.138	248.8	9:11.700							
		5	1	2:05.122	33.565	39.172	52.385	250.6	11:16.822							
		6	1	2:04.012	33.050	38.793	52.169	248.3	13:20.834							
		7	1	2:04.673	33.166	38.893	52.614	248.3	15:25.507							
		8	1	2:04.566	33.339	38.907	52.320	250.6	17:30.073							
9		1	2:03.484	33.305	38.551	51.628	247.7	19:33.557								
10		1	2:04.621	33.126	38.590	52.905	249.4	21:38.178								
11		1	3:27.849	33.458	1:25.453	1:28.938	249.4	25:06.027								
12		1	2:04.692	33.661	38.800	52.231	246.6	27:10.719								
13	1	2:03.181	32.869	38.565	51.747	247.7	29:13.900									
14	1	2:02.698	32.516	38.538	51.644	247.1	31:16.598									
<b>11</b>	<b>Eurointernational</b> Ligier JS P325 - Toyota															
	1. Matthew Richard BELL 3. Max VAN DER SNEL LMP3															
	2. Douwe DEDECKER															
	1	1	2:49.962	1:12.591	42.469	54.902	119.9	2:49.962								
	2	1	2:06.113	33.912	39.427	52.774	247.7	4:56.075								
	3	1	2:03.381	32.853	38.801	51.727	248.8	6:59.456								
	4	1	2:02.747	32.473	38.678	51.596	247.7	9:02.203								
	5	1	2:01.920	32.331	38.484	51.105	248.3	11:04.123								
	6	1	2:01.532	32.239	38.286	51.007	248.3	13:05.655								
	7	1	2:44.216 <b>B</b>	32.297	38.309	1:33.610	248.8	15:49.871								
	8	1	2:38.453	57.113	44.025	57.315	116.6	18:28.324								
	9	1	2:03.380	33.275	38.400	51.705	248.3	20:31.704								
	10	1	2:14.419	32.679	38.012	1:03.728	248.8	22:46.123								
	11	1	3:03.982	1:10.114	1:00.666	53.202	79.4	25:50.105								
	12	1	2:03.098	32.614	38.291	52.193	249.4	27:53.203								
13	1	2:01.014	32.371	37.943	50.700	249.4	29:54.217									
14	1	2:01.150	32.239	37.993	50.918	249.4	31:55.367									
<b>13</b>	<b>Inter Europol Competition</b> Ligier JS P325 - Toyota															
	1. Alexander BUKHANTSOV 3. Chun Ting CHOU LMP3															
	2. Henry CUBIDES OLARTE															
	1	1	3:20.475	1:42.176	42.103	56.196	105.8	3:20.475								
	2	1	2:09.198	35.013	39.929	54.256	247.1	5:29.673								
	3	1	2:05.404	34.018	38.891	52.495	248.3	7:35.077								
	4	1	2:03.507	32.879	38.431	52.197	248.8	9:38.584								
	5	1	2:03.791	32.809	38.468	52.514	251.2	11:42.375								





## European Le Mans Series 4 Hours of Le Castellet Bronze Driver Collective Test

### Sector Analysis

Lap under Red Flag    Invalidated Lap    Personal Best    Session Best    Crossing the pit lane

Lap	D	Time	Sector 1	Sector 2	Sector 3	T. Spd	Elapsed	Lap	D	Time	Sector 1	Sector 2	Sector 3	T. Spd	Elapsed
6	1	2:04.008	32.889	38.530	52.589	252.3	13:46.383	8	1	1:56.922	31.573	35.798	49.551	268.7	16:47.667
7	1	2:04.454	32.831	38.424	53.199	251.2	15:50.837	9	1	1:53.048	30.226	35.272	47.550	273.4	18:40.715
8	1	2:03.808	32.505	38.455	52.848	250.6	17:54.645	10	1	1:52.568	29.876	35.282	47.410	274.1	20:33.283
9	1	2:02.201	32.483	38.178	51.540	250.0	19:56.846	11	1	2:02.574	30.455	35.262	56.857	274.8	22:35.857
10	1	2:03.476	32.390	38.204	52.882	249.4	22:00.322	12	1	3:05.355	1:09.390	1:06.841	49.124	79.3	25:41.212
11	1	3:24.422	47.564	1:26.133	1:10.725	250.0	25:24.744	13	1	1:53.584	29.859	35.244	48.481	274.1	27:34.796
12	1	2:03.063	32.879	38.393	51.791	249.4	27:27.807	14	1	1:54.915	30.223	35.293	49.399	274.8	29:29.711
13	1	2:07.440	32.650	38.530	56.260	250.6	29:35.247	15	1	1:55.694	31.519	36.071	48.104	274.1	31:25.405
14	1	2:04.234	33.032	38.899	52.303	249.4	31:39.481								

14		TDS Racing		Oreca 07 - Gibson			
		1.Steven THOMAS		LMP2 Pro/Am			
		2.Sami MEGUETOUNIF		3.Scott HUFFAKER II			
1	1	2:45.545	1:08.351	43.077	54.117	134.8	2:45.545
2	1	2:00.504	33.071	37.070	50.363	266.7	4:46.049
3	1	1:54.795	30.610	35.508	48.677	273.4	6:40.844
4	1	1:54.466	29.717	35.150	49.599	274.1	8:35.310
5	1	1:57.189	29.829	35.499	51.861	274.1	10:32.499
6	1	1:53.471	29.597	34.882	48.992	274.8	12:25.970
7	1	2:01.670	31.717	36.003	53.950	272.0	14:27.640
8	1	1:52.286	29.695	35.233	47.358	274.8	16:19.926
9	1	2:55.590	29.515	35.874	1:50.201	274.8	19:15.516
10	1	2:23.907	53.883	38.690	51.334	132.5	21:39.423
11	1	3:23.792	32.683	1:26.555	1:24.554	272.7	25:03.215
12	1	1:56.949	31.278	36.346	49.325	270.0	27:00.164
13	1	1:54.701	30.261	36.275	48.165	274.8	28:54.865
14	1	1:57.187	29.763	38.930	48.494	273.4	30:52.052

17		CLX Motorsport		Ligier JS P325 - Toyota			
		1.Paul LANCHERE		LMP3			
		2.Alexander JACOBY		3.Bruno RIBEIRO			
1	1	2:57.168	1:04.956	48.676	1:03.536	125.9	2:57.168
2	1	2:07.343	34.198	40.697	52.448	244.3	5:04.511
3	1	2:10.958	32.596	44.972	53.390	248.3	7:15.469
4	1	2:03.159	33.055	38.674	51.430	247.7	9:18.628
5	1	2:01.593	32.091	38.270	51.232	248.3	11:20.221
6	1	2:05.570	33.079	38.658	53.833	248.3	13:25.791
7	1	2:05.950	31.909	39.566	54.475	248.8	15:31.741
8	1	2:01.509	31.981	38.440	51.088	248.8	17:33.250
9	1	2:01.065	31.965	38.032	51.068	248.8	19:34.315
10	1	2:18.021	37.411	40.949	59.661	251.2	21:52.336
11	1	3:19.991	36.154	1:26.377	1:17.460	248.3	25:12.327
12	1	2:01.910	32.221	38.510	51.179	247.7	27:14.237
13	1	2:01.172	31.908	38.114	51.150	249.4	29:15.409
14	1	2:01.694	32.140	37.900	51.654	248.8	31:17.103

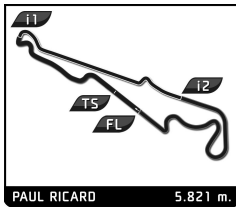
19		Rossa Racing by Virage		Oreca 07 - Gibson			
		1.John FALB		LMP2 Pro/Am			
		2.Manuel ESPIRITO SANTO		3.Rik KOEN			
1	1	2:14.077	45.550	38.394	50.133	104.7	2:14.077
2	1	1:54.972	30.705	36.075	48.192	270.7	4:09.049
3	1	4:57.598	31.825	36.084	49.689	272.7	6:06.647
4	1	1:54.032	30.387	35.729	47.916	274.1	8:00.679
5	1	2:02.670	30.459	35.909	56.302	274.1	10:03.349
6	1	2:52.036	1:18.564	41.313	52.159	137.4	12:55.385
7	1	1:55.360	30.911	35.933	48.516	272.7	14:50.745

20		Algarve Pro Racing		Oreca 07 - Gibson			
		1.Michael JENSEN		LMP2 Pro/Am			
		2.Enzo TRULLI		3.Mathe JAKOBSEN			
1	1	2:25.299	50.354	41.570	53.375	117.1	2:25.299
2	1	1:58.961	31.936	36.732	50.293	271.4	4:24.260
3	1	1:56.005	31.567	35.686	48.752	272.0	6:20.265
4	1	1:54.394	30.295	35.645	48.454	273.4	8:14.659
5	1	1:54.021	30.297	35.637	48.087	272.0	10:08.680
6	1	1:53.728	30.297	35.377	48.054	274.1	12:02.408
7	1	1:56.348	30.937	35.511	49.900	274.8	13:58.756
8	1	1:54.643	30.999	35.657	47.987	274.1	15:53.399
9	1	1:58.565	31.960	36.929	49.676	274.1	17:51.964
10	1	2:00.904	30.094	35.167	55.643	272.7	19:52.868
11	1	2:36.695	1:03.852	35.635	57.208	163.1	22:29.563
12	1	3:12.948	1:09.476	1:12.211	51.261	80.1	25:42.511
13	1	1:54.653	30.545	35.641	48.467	272.0	27:37.164
14	1	1:55.151	30.923	36.019	48.209	274.1	29:32.315
15	1	1:54.846	30.933	35.940	47.973	273.4	31:27.161

21		United Autosports		Oreca 07 - Gibson			
		1.Daniel SCHNEIDER		LMP2 Pro/Am			
		2.Marino SATO		3.Oliver JARVIS			
1	1	2:42.066	57.983	46.288	57.795	102.8	2:42.066
2	1	2:06.191	34.713	38.466	53.012	257.1	4:48.257
3	1	1:59.804	31.733	36.477	51.594	271.4	6:48.061
4	1	1:59.499	31.345	36.198	51.956	272.7	8:47.560
5	1	1:56.731	31.387	35.760	49.584	272.0	10:44.291
6	1	2:03.470	31.146	36.202	56.122	272.7	12:47.761
7	1	3:38.986	2:05.309	41.291	52.386	123.0	16:26.747
8	1	1:58.000	31.933	35.998	50.069	271.4	18:24.747
9	1	1:55.270	30.502	35.574	49.194	273.4	20:20.017
10	1	1:57.567	30.528	35.307	51.732	274.1	22:17.584
11	1	3:15.616	1:09.304	1:16.143	50.169	78.3	25:33.200
12	1	2:00.585	32.420	35.813	52.352	266.7	27:33.785
13	1	1:55.490	30.438	35.282	49.770	272.7	29:29.275
14	1	1:55.769	31.507	36.050	48.212	273.4	31:25.044

23		United Autosports		McLaren 720S LMGT3 Evo			
		1.Michael BIRCH		LMGT3			
		2.Garnet PATTERSON		3.Wayne BOYD			
1	1	2:37.827	53.824	43.669	1:00.334	110.4	2:37.827
2	1	2:16.672	36.033	41.507	59.132	241.1	4:54.499
3	1	2:08.390	33.877	40.264	54.249	242.2	7:02.889
4	1	2:07.584	33.741	40.045	53.798	241.1	9:10.473
5	1	2:08.542	33.893	40.614	54.035	242.2	11:19.015
6	1	2:08.107	33.901	40.112	54.094	241.6	13:27.122
7	1	2:06.345	33.565	39.654	53.126	241.6	15:33.467





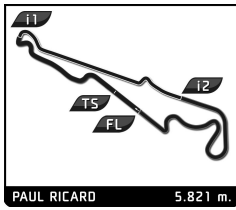
# European Le Mans Series 4 Hours of Le Castellet Bronze Driver Collective Test

## Sector Analysis

Lap under Red Flag							Invalidated Lap		Personal Best	Session Best	B Crossing the pit lane										
Lap	D	Time	Sector 1	Sector 2	Sector 3	T. Spd	Elapsed	Lap	D	Time	Sector 1	Sector 2	Sector 3	T. Spd	Elapsed						
8	1	2:06.904	33.571	39.959	53.374	242.7	17:40.371	13	1	2:02.296	32.798	38.245	51.253	248.8	29:37.206						
9	1	2:05.917	33.435	39.498	52.984	240.5	19:46.288	14	1	2:02.810	32.536	38.459	51.815	248.8	31:40.016						
10	1	2:15.789	33.749	39.738	1:02.302	241.6	22:02.077	<div style="border: 1px solid black; padding: 5px;"> <p><b>33</b> TF Sport 1.Blake MCDONALD 3.Charlie EASTWOOD 2.Alec UDELL Corvette Z06 LMGT3.R LMGT3</p> </div>													
11	1	3:47.790	1:46.913	1:06.732	54.145	79.8	25:49.867														
12	1	2:08.822	34.222	40.869	53.731	240.5	27:58.689														
13	1	2:07.679	33.861	39.864	53.954	240.0	30:06.368														
<div style="border: 1px solid black; padding: 5px;"> <p><b>27</b> Nielsen Racing 1.Kriton LENTOUDIS 3.James ALLEN 2.Alex QUINN Oreca 07 - Gibson LMP2 Pro/Am</p> </div>							1								1	2:33.178	55.856	43.207	54.115	106.9	2:33.178
							2								1	1:58.819	32.699	36.980	49.140	274.8	4:31.997
							3								1	1:58.698	30.621	37.463	50.614	275.5	6:30.695
							4								1	2:00.279	31.051	40.374	48.854	276.9	8:30.974
							5								1	1:56.823	31.413	36.661	48.749	274.1	10:27.797
							6								1	1:56.910	30.772	35.376	50.762	276.9	12:24.707
							7								1	1:56.038	31.554	35.654	48.830	274.1	14:20.745
							8								1	2:03.579	31.308	35.699	56.572	275.5	16:24.324
							9								1	2:45.348	1:21.417	35.448	48.483	166.2	19:09.672
							10								1	1:55.926	30.352	36.205	49.369	275.5	21:05.598
							11	1	2:42.701	31.125	35.557	1:36.019	275.5	23:48.299							
							12	1	2:26.995	1:00.732	36.475	49.788	79.7	26:15.294							
							13	1	1:54.698	30.776	35.377	48.545	274.1	28:09.992							
							14	1	1:56.210	30.483	35.107	50.620	275.5	30:06.202							
<div style="border: 1px solid black; padding: 5px;"> <p><b>30</b> Duqueine Team 1.Giorgio RODA 3.Doriane PIN 2.Richard VERSCHOOR Oreca 07 - Gibson LMP2 Pro/Am</p> </div>							1	1	2:27.343	46.158	40.822	1:00.363	109.8	2:27.343							
							2	1	3:43.771	2:12.786	40.062	50.923	144.0	6:11.114							
							3	1	1:58.495	31.959	36.934	49.602	258.4	8:09.609							
							4	1	1:52.588	30.427	34.896	47.265	275.5	10:02.197							
							5	1	1:52.292	29.510	34.844	47.938	277.6	11:54.489							
							6	1	2:23.990	30.758	38.454	1:14.778	277.6	14:18.479							
							7	1	1:52.006	29.792	34.891	47.323	275.5	16:10.485							
							8	1	2:04.093	31.923	35.350	56.820	276.2	18:14.578							
							9	1	6:17.782	3:34.531	56.070	1:47.181	161.0	24:32.360							
							10	1	2:17.520	38.516	45.991	53.013	246.6	26:49.880							
							11	1	1:52.047	29.895	34.867	47.285	275.5	28:41.927							
							12	1	2:00.553	29.664	36.700	54.189	276.9	30:42.480							
							<div style="border: 1px solid black; padding: 5px;"> <p><b>31</b> Racing Spirit of Lemans 1.Ralph MEICHTRY 3.Lenny RIED 2.Grégory DE SYBOURG Ligier JS P325 - Toyota LMP3</p> </div>							1	1	3:36.981	1:54.425	45.526	57.030	107.2	3:36.981
														2	1	2:07.379	34.514	39.933	52.932	245.5	5:44.360
3	1	2:05.289	34.589	38.701	51.999	247.7								7:49.649							
4	1	2:04.237	33.342	38.653	52.242	248.3								9:53.886							
5	1	2:04.458	32.617	39.321	52.520	249.4								11:58.344							
6	1	2:04.149	33.147	38.555	52.447	248.8								14:02.493							
7	1	2:02.627	33.032	38.394	51.201	248.3								16:05.120							
8	1	2:02.384	32.911	38.143	51.330	250.0								18:07.504							
9	1	2:03.022	33.217	38.537	51.268	250.0								20:10.526							
10	1	2:04.113	32.609	39.166	52.338	248.8								22:14.639							
11	1	3:17.723	1:08.062	1:17.009	52.652	79.5								25:32.362							
12	1	2:02.548	32.774	38.165	51.609	251.2								27:34.910							
<div style="border: 1px solid black; padding: 5px;"> <p><b>35</b> Ultimate 1.Terrence WOODWARD 3.Sebastian GRAVLUND 2.Lucas FECURY Ligier JS P325 - Toyota LMP3</p> </div>														1	1	3:03.390	1:11.546	51.356	1:00.488	114.5	3:03.390
														2	1	2:23.602	37.758	44.261	1:01.583	237.9	5:26.992
							3	1	2:17.186	42.218	41.870	53.098	248.3	7:44.178							
							4	1	2:05.408	33.561	39.041	52.806	248.3	9:49.586							
							5	1	2:03.796	33.086	38.618	52.092	249.4	11:53.382							
							6	1	2:03.684	33.144	38.435	52.105	248.3	13:57.066							
							7	1	2:03.925	33.358	38.487	52.080	248.8	16:00.991							
							8	1	2:03.886	32.972	38.295	52.619	250.0	18:04.877							
							9	1	2:03.714	33.035	38.578	52.101	248.8	20:08.591							
							10	1	2:05.698	32.794	38.493	54.411	248.8	22:14.289							
							11	1	3:17.853	1:07.362	1:17.042	53.449	80.2	25:32.142							
							12	1	2:04.926	33.935	38.647	52.344	248.3	27:37.068							
							13	1	2:03.539	33.031	38.283	52.225	250.0	29:40.607							
							14	1	2:03.346	32.760	38.382	52.204	250.0	31:43.953							
<div style="border: 1px solid black; padding: 5px;"> <p><b>47</b> CLX Motorsport 1.Georgios KOLOVOS 3.Charles MILESI 2.Ferdinand HABSBURG Oreca 07 - Gibson LMP2 Pro/Am</p> </div>							1	1	2:51.025	1:14.343	42.454	54.228	150.2	2:51.025							
							2	1	2:00.019	32.368	37.180	50.471	259.6	4:51.044							
							3	1	1:55.987	30.761	36.358	48.868	275.5	6:47.031							
							4	1	1:55.548	31.231	35.869	48.448	275.5	8:42.579							
							5	1	2:05.891	31.437	36.754	57.700	273.4	10:48.470							
							6	1	4:02.824	2:21.196	46.594	55.034	148.4	14:51.294							
							7	1	2:02.362	33.410	37.966	50.986	262.1	16:53.656							
							8	1	1:56.743	31.312	36.326	49.105	273.4	18:50.399							
							9	1	1:57.072	31.784	36.511	48.777	272.0	20:47.471							
							10	1	2:33.230	30.307	35.622	1:27.301	274.1	23:20.701							
							11	1	2:38.055	1:13.620	35.737	48.698	79.6	25:58.756							
							12	1	1:53.891	30.108	35.637	48.146	274.1	27:52.647							
							13	1	1:55.133	30.608	36.199	48.326	274.8	29:47.780							
							14	1	1:58.749	30.233	35.401	53.115	274.8	31:46.529							





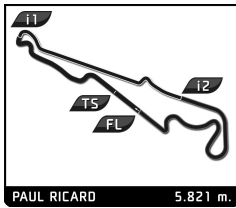


# European Le Mans Series 4 Hours of Le Castellet Bronze Driver Collective Test

## Sector Analysis

Lap	D	Time	Sector 1	Sector 2	Sector 3	T. Spd	Elapsed	Lap	D	Time	Sector 1	Sector 2	Sector 3	T. Spd	Elapsed
9	1	2:05.993	33.093	39.294	53.606	241.6	20:23.676								
10	1	2:17.457	33.560	39.397	1:04.500	241.1	22:41.133								
11	1	3:11.476	1:09.043	1:05.885	56.548	79.7	25:52.609								
12	1	2:08.940	33.425	41.956	53.559	241.6	28:01.549								
13	1	2:14.381 <b>B</b>	33.264	39.564	1:01.553	241.1	30:15.930								
<b>63</b>	<b>Iron Lynx</b> Mercedes-AMG LMG T3 1.Ameerh NARAN 3.Sergio SETTE CAMARA LMG T3 2.Rui ANDRADE							<b>Proton Competition</b> Porsche 911 GT3 R LMG T3 1.Matthew KURZEJEWSKI 3.Richard LIETZ LMG T3 2.Thomas SARGENT							
1	1	3:03.219	1:17.230	41.831	1:04.158	148.4	3:03.219	1	1	3:08.106	1:27.005	42.521	58.580	117.6	3:08.106
2	1	2:07.071	33.969	39.390	53.712	241.1	5:10.290	2	1	2:09.089	33.621	41.800	53.668	240.0	5:17.195
3	1	2:05.866	33.415	39.359	53.092	243.8	7:16.156	3	1	2:07.764	33.159	39.792	54.813	239.5	7:24.959
4	1	2:05.664	33.558	39.172	52.934	242.2	9:21.820	4	1	2:06.806	33.208	39.625	53.973	238.4	9:31.765
5	1	2:06.028	33.242	39.261	53.525	243.2	11:27.848	5	1	2:06.258	33.266	39.586	53.406	238.9	11:38.023
6	1	2:05.568	33.149	39.170	53.249	242.2	13:33.416	6	1	2:06.056	33.197	39.485	53.374	238.9	13:44.079
7	1	2:11.839 <b>B</b>	33.231	39.280	59.328	242.7	15:45.255	7	1	2:07.229	33.122	39.498	54.609	238.9	15:51.308
8	1	3:44.339	2:09.025	41.039	54.275	148.1	19:29.594	8	1	2:07.004	33.636	40.010	53.358	240.5	17:58.312
9	1	2:40.184 <b>B</b>	33.822	56.035	1:10.327	242.7	22:09.778	9	1	2:06.610	33.183	39.678	53.749	239.5	20:04.922
10	1	4:06.682	2:33.134	39.776	53.772	79.1	26:16.460	10	1	2:11.255	33.718	40.064	57.473	239.5	22:16.177
11	1	2:08.187	33.398	39.639	55.150	242.7	28:24.647	11	1	3:19.849	1:09.260	1:16.390	54.199	79.6	25:36.026
12	1	2:05.009	32.930	39.166	52.913	242.7	30:29.656	12	1	2:05.742	32.900	39.386	53.456	239.5	27:41.768
								13	1	2:06.311	33.268	39.471	53.572	239.5	29:48.079
								14	1	2:06.129	33.146	39.567	53.416	240.0	31:54.208
<b>68</b>	<b>M Racing</b> Ligier JS P325 - Toyota LMP3 1.Nick ADCOCK 3.Thomas IMBOURG LMP3 2.Quentin ANTONEL							<b>Proton Competition</b> Porsche 911 GT3 R LMG T3 1.BANKCY 3.Joel STURM LMG T3 2.Huub VAN EIJNDHOVEN							
1	1	2:45.121	55.316	49.078	1:00.727	106.4	2:45.121	1	1	2:38.032	58.397	43.989	55.646	140.3	2:38.032
2	1	2:13.167	36.156	41.517	55.494	246.0	4:58.288	2	1	2:07.401	33.818	39.816	53.767	242.7	4:45.433
3	1	2:05.915	34.019	39.126	52.770	247.7	7:04.203	3	1	2:13.254 <b>B</b>	33.305	39.837	1:00.112	241.1	6:58.687
4	1	2:03.702	33.117	38.672	51.913	247.1	9:07.905	4	1	3:13.109	1:31.396	43.359	58.354	124.7	10:11.796
5	1	2:03.137	32.865	38.520	51.752	248.3	11:11.042	5	1	2:10.788	34.097	41.734	54.957	240.0	12:22.584
6	1	2:03.984	32.863	38.435	52.686	248.8	13:15.026	6	1	2:07.801	34.106	39.391	54.304	238.9	14:30.385
7	1	2:02.914	33.004	38.231	51.679	247.1	15:17.940	7	1	2:06.745	33.798	39.467	53.480	240.5	16:37.130
8	1	2:02.651	32.700	38.433	51.518	248.8	17:20.591	8	1	2:06.411	33.317	39.308	53.786	239.5	18:43.541
9	1	2:06.131	34.876	39.037	52.218	248.8	19:26.722	9	1	2:12.666 <b>B</b>	33.310	39.230	1:00.126	240.5	20:56.207
10	1	2:02.396	32.490	38.430	51.476	250.0	21:29.118	10	1	4:19.660	1:33.703	1:27.101	1:18.856	119.3	25:15.867
11	1	3:21.595	32.566	1:13.732	1:35.297	248.8	24:50.713	11	1	2:06.094	33.554	39.492	53.048	239.5	27:21.961
12	1	2:02.743	32.890	38.623	51.200	247.7	26:53.426	12	1	2:05.155	33.063	39.210	52.882	241.1	29:27.116
13	1	2:02.527	32.492	38.494	51.541	248.3	28:55.953	13	1	2:05.512	33.190	39.145	53.177	240.0	31:32.628
14	1	2:02.648	32.607	38.187	51.854	248.3	30:58.601								
<b>74</b>	<b>Kessel Racing</b> Ferrari 296 LMG T3 Evo LMG T3 1.Andrew GILBERT 3.Romain LEROUX LMG T3 2.Fran RUEDA							<b>AF Corse</b> Oreca 07 - Gibson LMP2 Pro/Am 1.Francois PERRODO 3.Antonio FUOCO LMP2 Pro/Am 2.Matthieu VAXIERE							
1	1	3:04.074	1:23.453	43.354	57.267	133.7	3:04.074	1	1	2:10.675	40.294	38.972	51.409	129.7	2:10.675
2	1	3:57.511 <b>B</b>	35.423	40.713	2:41.375	238.9	7:01.585	2	1	1:56.916	31.438	36.450	49.028	271.4	4:07.591
3	1	2:31.226	53.368	41.692	56.166	133.0	9:32.811	3	1	1:57.878	32.715	35.911	49.252	264.1	6:05.469
4	1	2:07.284	33.440	39.201	54.640	240.0	11:40.092	4	1	1:53.442	29.955	35.480	48.007	274.8	7:58.911
5	1	2:05.501	33.206	39.155	53.140	240.0	13:45.593	5	1	1:53.816	30.455	35.372	47.989	274.8	9:52.727
6	1	2:06.011	33.125	39.426	53.460	239.5	15:51.604	6	1	1:53.775	30.678	35.629	47.468	276.2	11:46.502
7	1	3:53.913 <b>B</b>	34.133	40.267	2:39.513	240.5	19:45.517	7	1	2:04.525 <b>B</b>	30.980	36.201	57.344	275.5	13:51.027
8	1	2:43.427	52.829	44.319	1:06.279	141.2	22:28.944	8	1	3:11.332	1:41.416	38.904	51.012	141.2	17:02.359
9	1	3:18.535	1:09.698	1:13.139	55.698	79.1	25:47.479	9	1	2:02.512	31.396	37.207	53.909	272.0	19:04.871
10	1	2:07.009	33.427	39.306	54.276	238.4	27:54.488	10	1	1:56.215	30.358	35.383	50.474	274.8	21:01.086
11	1	2:05.337	33.247	39.235	52.855	238.9	29:59.825	11	1	2:27.846	29.884	35.381	1:22.581	275.5	23:28.932
12	1	2:05.745	33.228	39.392	53.125	238.4	32:05.570	12	1	2:45.025	1:08.125	38.410	58.490	80.2	26:13.957
								13	1	1:53.279	29.899	35.399	47.981	272.7	28:07.236
								14	1	1:53.049	30.286	35.165	47.598	274.8	30:00.285
<b>85</b>	<b>R-ace GP</b> Duqueine D09 - Toyota LMP3 1.Fabien MICHAL 3.Hugo SCHWARZE LMP3 2.Pierre-Alexandre PROVOS														





European Le Mans Series  
4 Hours of Le Castellet  
Bronze Driver Collective Test

Sector Analysis

Lap	D	Time	Sector 1	Sector 2	Sector 3	T. Spd	Elapsed	Lap	D	Time	Sector 1	Sector 2	Sector 3	T. Spd	Elapsed
1	1	2:31.099	49.712	45.039	56.348	103.3	2:31.099	9	1	1:52.854	30.316	35.102	47.436	274.8	18:42.208
2	1	2:06.658	33.991	39.604	53.063	232.3	4:37.757	10	1	1:58.303	29.913	36.359	52.031	275.5	20:40.511
3	1	2:02.950	33.299	38.343	51.308	248.3	6:40.707	11	1	2:14.834	30.123	34.949	1:09.762	273.4	22:55.345
4	1	2:01.562	32.587	38.074	50.901	250.0	8:42.269	12	1	2:54.367	1:09.819	53.409	51.139	78.7	25:49.712
5	1	2:03.074	33.173	38.290	51.611	250.6	10:45.343	13	1	1:52.882	30.254	35.439	47.189	275.5	27:42.594
6	1	2:02.153	32.638	37.977	51.538	251.2	12:47.496	14	1	1:53.643	30.425	35.094	48.124	275.5	29:36.237
7	1	2:02.373	32.106	38.208	52.059	249.4	14:49.869	15	1	1:54.743	31.050	36.127	47.566	268.7	31:30.980
8	1	2:05.170	33.373	38.568	53.229	250.6	16:55.039								
9	1	2:02.046	32.254	37.948	51.844	250.0	18:57.085								
10	1	2:03.309	32.559	38.322	52.428	250.0	21:00.394								
11	1	2:46.785	32.661	38.134	1:35.990	248.3	23:47.179								
12	1	2:31.144	1:00.361	38.852	51.931	79.2	26:18.323								
13	1	2:01.508	32.394	38.173	50.941	250.6	28:19.831								
14	1	2:04.444	34.947	37.971	51.523	250.0	30:21.242								

**86** GR Racing Ferrari 296 LMGT3 Evo  
 1. Michael WAINWRIGHT LMGT3  
 2. Lorcan HANAFIN LMGT3  
 3. Mex JANSEN

1	1	4:01.747	2:23.449	43.167	55.131	125.1	4:01.747
2	1	2:07.056	34.011	39.446	53.629	239.5	6:08.803
3	1	2:05.989	33.587	39.363	53.039	240.0	8:14.792
4	1	2:05.703	33.205	39.553	52.945	240.5	10:20.495
5	1	2:07.215	33.251	39.498	54.466	240.0	12:27.710
6	1	2:08.408	34.505	40.099	53.804	240.0	14:36.118
7	1	2:06.216	33.266	39.455	53.495	240.5	16:42.334
8	1	2:06.441	33.422	39.553	53.466	240.0	18:48.775

**88** Proton Competition Oreca 07 - Gibson  
 1. Horst FELBERMAYR LMP2 Pro/Am  
 2. Horst Felix FELBERMAYR LMP2 Pro/Am  
 3. Rene BINDER

1	1	2:35.540	1:00.265	42.936	52.339	124.1	2:35.540
2	1	1:56.831	31.030	36.699	49.102	272.7	4:32.371
3	1	1:56.034	30.854	36.496	48.684	273.4	6:28.405
4	1	2:01.916	32.719	40.051	49.146	274.8	8:30.321
5	1	1:54.856	31.091	35.593	48.172	274.1	10:25.177
6	1	2:01.939 B	30.519	35.476	55.944	276.2	12:27.116
7	1	2:58.291	1:25.062	42.051	51.178	134.2	15:25.407
8	1	1:56.207	31.317	36.190	48.700	274.8	17:21.614
9	1	1:59.420	33.253	37.972	48.195	272.7	19:21.034
10	1	1:54.764	30.746	35.698	48.320	277.6	21:15.798
11	1	3:05.934	31.253	46.838	1:47.843	276.9	24:21.732
12	1	2:04.592	40.564	35.839	48.189	201.1	26:26.324
13	1	1:56.892	31.467	36.543	48.882	276.2	28:23.216
14	1	1:55.488	30.819	35.803	48.866	276.9	30:18.704

**99** AO by TF Oreca 07 - Gibson  
 1. PJ HYETT LMP2 Pro/Am  
 2. Jonny EDGAR LMP2 Pro/Am  
 3. Dane CAMERON

1	1	2:46.043 B	58.992	45.289	1:01.762	121.5	2:46.043
2	1	2:35.126	1:07.190	37.431	50.505	149.2	5:21.169
3	1	1:54.970	31.548	35.639	47.783	273.4	7:16.139
4	1	1:54.217	30.844	35.348	48.025	273.4	9:10.356
5	1	1:55.610	31.352	35.429	48.829	274.1	11:05.966
6	1	1:54.490	30.862	36.068	47.560	274.8	13:00.456
7	1	1:54.996	30.886	35.662	48.448	274.1	14:55.452
8	1	1:53.902	30.492	35.584	47.826	275.5	16:49.354

