

European Le Mans Series

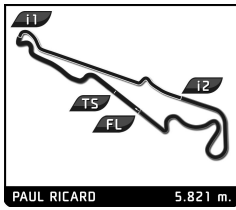
4 Hours of Le Castellet

Free Practice 2

Sector Analysis

Lap under Red Flag							Invalidated Lap	Personal Best	Session Best	B Crossing the pit lane							
Lap	D	Time	Sector 1	Sector 2	Sector 3	T. Spd	Elapsed	Lap	D	Time	Sector 1	Sector 2	Sector 3	T. Spd	Elapsed		
3 DKR Engineering							Oreca 07 - Gibson										
1.Jean GLORIEUX			3.Sebastian ALVAREZ				LMP2 Pro/Am										
2.Marlon HERNANDEZ																	
1	2	3:19.725	1:46.078	40.850	52.797	141.5	3:19.725	5	3	3:38.198	B	35.145	40.179	2:22.874	235.8	13:53.644	
2	2	2:02.419	33.354	39.234	49.831	226.9	5:22.144	6	2	2:28.110		53.838	40.845	53.427	119.7	16:21.754	
3	2	1:53.503	30.326	35.498	47.679	274.8	7:15.647	7	2	2:02.884		32.874	38.501	51.509	249.4	18:24.638	
4	2	1:54.585	30.357	34.936	49.292	273.4	9:10.232	8	2	2:02.933		32.745	38.600	51.588	248.8	20:27.571	
5	2	1:53.222	30.312	35.225	47.685	274.1	11:03.454	9	2	2:01.723		32.182	38.552	50.989	250.6	22:29.294	
6	2	1:53.729	30.180	34.976	48.573	276.9	12:57.183	10	2	2:02.128		32.510	38.128	51.490	250.0	24:31.422	
7	2	4:33.674	B	29.844	35.111	3:28.719	17:30.854	11	2	6:05.204	B	32.833	38.663	4:53.708	251.7	30:36.626	
8	2	2:09.194	45.540	35.715	47.939	164.4	19:40.048	12	2	2:20.071		49.174	38.647	52.250	150.8	32:56.697	
9	2	1:52.516	29.923	35.345	47.248	275.5	21:32.564	13	2	2:02.171		32.505	38.302	51.364	248.8	34:58.868	
10	2	1:53.011	29.860	35.002	48.149	274.8	23:25.575	14	2	2:02.523		32.326	38.323	51.874	248.3	37:01.391	
11	2	1:51.614	29.686	34.907	47.021	273.4	25:17.189	15	2	4:38.882	B	32.612	38.454	3:27.816	250.0	41:40.273	
12	2	1:53.197	30.731	34.767	47.699	276.2	27:10.386	16	3	2:29.085		49.865	38.403	1:00.817	143.6	44:09.358	
13	2	1:55.006	30.627	35.009	49.370	277.6	29:05.392	17	3	2:03.562		32.720	38.492	52.350	251.2	46:12.920	
14	2	1:53.054	30.411	35.324	47.319	277.6	30:58.446	18	3	2:10.744		36.592	38.230	55.922	251.7	48:23.664	
15	2	3:24.777	B	29.797	35.621	2:19.359	276.9	34:23.223	19	3	2:03.959		33.019	38.302	52.638	249.4	50:27.623
16	2	2:23.798	52.375	39.591	51.832	150.0	36:47.021	20	3	2:01.524		32.411	38.111	51.002	251.2	52:29.147	
17	2	1:59.289	33.051	37.796	48.442	230.8	38:46.310	21	3	2:01.559		32.374	38.316	50.869	250.6	54:30.706	
18	2	2:01.092	30.166	38.333	52.593	275.5	40:47.402	22	3	6:22.769	B	32.380	38.643	5:11.746	250.6	1:00:53.475	
19	2	1:53.282	30.150	35.006	48.126	274.8	42:40.684	23	3	2:19.234		48.621	38.132	52.481	151.5	1:03:12.709	
20	2	1:52.489	30.454	34.887	47.148	276.9	44:33.173	24	3	2:04.263		33.032	38.470	52.761	248.8	1:05:16.972	
21	2	1:51.632	29.760	34.614	47.258	276.9	46:24.805	25	3	2:05.115		32.276	38.021	54.818	249.4	1:07:22.087	
22	2	4:52.559	30.310	34.653	47.596	276.9	48:17.364	26	3	3:30.946	B	32.690	38.765	2:19.491	250.0	1:10:53.033	
23	2	1:52.498	30.161	34.771	47.566	276.2	50:09.862	27	1	2:23.995		51.371	39.063	53.561	127.7	1:13:17.028	
24	2	1:55.255	30.972	34.860	49.423	277.6	52:05.117	28	1	2:05.206		32.973	39.289	52.944	250.6	1:15:22.234	
25	2	3:09.814	B	29.868	34.901	2:05.045	275.5	55:14.931	29	1	2:06.071		32.985	38.750	54.336	248.3	1:17:28.305
26	1	2:13.385	47.811	36.119	49.455	160.2	57:28.316	30	1	2:04.022		32.947	38.622	52.453	252.3	1:19:32.327	
27	1	1:56.119	31.166	36.736	48.217	272.0	59:24.435	31	1	2:05.093		32.994	38.865	53.234	251.7	1:21:37.420	
28	1	1:55.320	30.826	36.131	48.363	273.4	1:01:19.755	32	1	2:06.438		33.521	38.800	54.117	253.5	1:23:43.858	
29	1	1:53.813	30.756	35.462	47.595	273.4	1:03:13.568	33	1	2:05.681		34.062	38.957	52.662	252.9	1:25:49.539	
30	1	1:54.566	30.714	35.469	48.383	274.8	1:05:08.134	34	1	2:03.790		32.852	38.587	52.351	251.7	1:27:53.329	
31	1	1:53.682	30.243	35.287	48.152	272.7	1:07:01.816	35	1	2:04.324		33.230	38.852	52.242	250.0	1:29:57.653	
32	1	1:53.641	30.274	35.437	47.930	272.7	1:08:55.457	36	1	2:03.875		32.905	38.767	52.203	250.6	1:32:01.528	
33	1	1:55.091	30.410	36.042	48.639	274.8	1:10:50.548										
34	1	1:55.701	30.266	35.533	49.902	274.1	1:12:46.249										
35	1	1:54.076	30.135	35.534	48.407	274.1	1:14:40.325										
36	1	2:40.175	B	32.171	35.488	1:32.516	273.4	1:17:20.500									
37	3	2:10.354	46.716	35.389	48.249	164.9	1:19:30.854										
38	3	1:56.217	30.750	36.185	49.282	274.8	1:21:27.071										
39	3	1:51.973	29.631	34.703	47.639	274.8	1:23:19.044										
40	3	1:51.954	29.535	34.868	47.551	275.5	1:25:10.998										
41	3	1:52.908	29.766	34.615	48.527	275.5	1:27:03.906										
42	3	1:52.725	30.068	34.780	47.877	273.4	1:28:56.631										
43	3	1:53.065	30.389	35.076	47.600	277.6	1:30:49.696										
4 DKR Engineering							Ligier JS P325 - Toyota										
1.Annti RAMMO			3.Wyatt BRICHACEK				LMP3										
2.Romain FAVRE																	
1	3	3:50.642	2:05.771	46.902	57.969	118.9	3:50.642	5	3	3:38.198	B	35.145	40.179	2:22.874	235.8	13:53.644	
2	3	2:11.521	35.976	41.177	54.368	246.0	6:02.163	6	2	2:28.110		53.838	40.845	53.427	119.7	16:21.754	
3	3	2:06.820	34.267	39.707	52.846	246.0	8:08.983	7	2	2:02.884		32.874	38.501	51.509	249.4	18:24.638	
4	3	2:06.463	33.321	39.315	53.827	249.4	10:15.446	8	2	2:02.933		32.745	38.600	51.588	248.8	20:27.571	
5 Rinaldi Racing							Ligier JS P325 - Toyota										
1.Jose FERNANDES CAUTE			3.Mikkel Gaarde PEDERSEN				LMP3										
2.Alvise RODELLA																	
1	2	8:46.270	7:04.867	44.845	56.558	104.7	8:46.270	5	3	3:38.198	B	35.145	40.179	2:22.874	235.8	13:53.644	
2	2	2:06.310	34.220	39.176	52.914	246.0	10:52.580	6	2	2:28.110		53.838	40.845	53.427	119.7	16:21.754	
3	2	2:05.555	33.053	38.734	53.768	248.3	12:58.135	7	2	2:02.884		32.874	38.501	51.509	249.4	18:24.638	
4	2	2:02.932	32.560	38.616	51.756	248.8	15:01.067	8	2	2:02.933		32.745	38.600	51.588	248.8	20:27.571	
5	2	2:03.755	32.404	39.403	51.948	248.8	17:04.822	9	2	2:01.723		32.182	38.552	50.989	250.6	22:29.294	
6	2	2:01.844	32.184	38.292	51.368	250.0	19:06.666	10	2	2:02.128		32.510	38.128	51.490	250.0	24:31.422	
7	2	2:04.114	32.317	39.670	52.127	248.3	21:10.780	11	2	6:05.204	B	32.833	38.663	4:53.708	251.7	30:36.626	
8	2	2:02.503	32.356	38.473	51.674	250.0	23:13.283	12	2	2:20.071		49.174	38.647	52.250	150.8	32:56.697	
9	2	2:01.720	32.261	38.176	51.283	248.8	25:15.003	13	2	2:02.171		32.505	38.302	51.364	248.8	34:58.868	
10	2	3:34.577	B	34.930	38.918	2:20.729	247.7	28:49.580	14	2	2:02.523		32.326	38.323	51.874	248.3	37:01.391
11	3	2:23.619	51.942	38.636	53.041	119.6	31:13.199	15	2	4:38.882	B	32.612	38.454	3:27.816	250.0	41:40.273	
12	3	2:02.996	32.390	38.546	52.060	251.7	33:16.195	16	3	2:29.085		49.865	38.403	1:00.817	143.6	44:09.358	
13	3	2:02.641	32.385	38.488	51.768	251.2	35:18.836	17	3	2:03.562		32.720	38.492	52.350	251.2	46:12.920	
14	3	2:03.400	32.308	38.337	52.755	252.9	37:22.236	18	3	2:10.744		36.592	38.230	55.922	251.7	48:23.664	
15	3	2:02.368	32.615	38.341	51.412	250.6	39:24.604	19	3	2:03.959		33.019	38.302	52.638	249.4	50:27.623	
16	3	2:01.355	32.232	38.030	51.093	251.7	41:25.959	20	3	2:01.524		32.411	38.111	51.002	251.2	52:29.147	
17	3	3:28.621	B	32.219	38.099	2:18.303	251.2	44:54.580	21	3	2:01.559		32.374	38.316	50.869	250.6	54:30.706
18	1	2:26.058	53.836	39.381	52.841	119.7	47:20.638	22	3	6:22.769	B	32.380	38.643	5:11.746	250.6	1:00:53.475	





European Le Mans Series

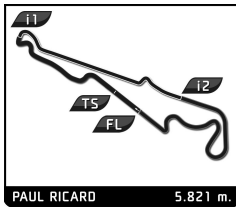
4 Hours of Le Castellet

Free Practice 2

Sector Analysis

Lap	D	Time	Sector 1	Sector 2	Sector 3	T. Spd	Elapsed	Lap	D	Time	Sector 1	Sector 2	Sector 3	T. Spd	Elapsed
<div style="display: flex; justify-content: space-between; align-items: center;"> <div style="border: 1px solid black; padding: 5px;"> 7 Vector Sport 1.Jens Reno MÖLLER 2.Cem BÖLÜKBASI </div> <div style="text-align: center;"> Oreca 07 - Gibson LMP2 Pro/Am </div> <div style="text-align: center;"> 3.Lorenzo FLUXA </div> </div>															
19	1	2:03.680	32.835	38.908	51.937	248.3	49:24.318								
20	1	2:03.449	32.516	38.525	52.408	248.3	51:27.767								
21	1	2:03.956	32.995	38.803	52.158	250.0	53:31.723								
22	1	2:05.117	32.968	38.647	53.502	249.4	55:36.840								
23	1	2:04.567	32.614	38.713	53.240	247.7	57:41.407								
24	1	2:03.902	32.927	38.602	52.373	248.8	59:45.309								
25	1	2:04.509	33.239	38.716	52.554	247.7	1:01:49.818								
26	1	3:32.563 B	32.710	38.563	2:21.290	248.3	1:05:22.381								
27	2	4:33.559 B	1:04.875	50.596	2:38.088	98.3	1:09:55.940								
28	3	4:21.062 B	1:04.083	48.353	2:28.626	93.8	1:14:17.002								
<div style="display: flex; justify-content: space-between; align-items: center;"> <div style="border: 1px solid black; padding: 5px;"> 8 Team Virage 1.Louis STERN 2.Matteo QUINTARELLI </div> <div style="text-align: center;"> Ligier JS P325 - Toyota LMP3 </div> <div style="text-align: center;"> 3.Daniel NOGALES </div> </div>															
1	1	3:11.534	1:22.430	47.739	1:01.365	105.1	3:11.534								
2	1	2:18.411	37.091	44.505	56.815	201.9	5:29.945								
3	1	2:09.682	33.743	40.774	55.165	247.7	7:39.627								
4	1	2:23.612	50.706	39.683	53.223	250.0	10:03.239								
5	1	2:05.737	33.334	39.539	52.864	248.3	12:08.976								
6	1	2:06.306	33.858	39.705	52.743	247.7	14:15.282								
7	1	2:08.060	33.677	40.628	53.755	247.1	16:23.342								
8	1	2:07.354	33.567	39.380	54.407	249.4	18:30.696								
9	1	2:07.275	34.266	39.928	53.081	249.4	20:37.971								
10	1	2:04.982	33.250	39.145	52.587	249.4	22:42.953								
11	1	2:05.585	34.342	38.966	52.307	247.7	24:48.538								
12	1	2:06.428	33.273	38.911	54.244	247.7	26:54.966								
13	1	2:09.880	34.449	41.285	54.146	248.3	29:04.846								
14	1	2:05.940	33.614	39.143	53.183	248.3	31:10.786								
15	1	2:07.397	33.356	38.959	55.082	249.4	33:18.183								
16	1	2:12.082 B	33.708	39.325	59.049	249.4	35:30.265								
17	3	3:43.471	2:11.569	39.159	52.743	148.8	39:13.736								
18	3	2:04.505	33.195	38.915	52.395	248.3	41:18.241								
19	3	2:02.908	32.992	38.403	51.513	248.3	43:21.149								
20	3	2:02.767	32.709	38.496	51.562	250.0	45:23.916								
21	3	2:03.386	32.906	38.604	51.876	247.7	47:27.302								
22	3	2:02.546	32.650	38.371	51.525	249.4	49:29.848								
23	3	2:03.694	32.903	38.434	52.357	248.3	51:33.542								
24	3	2:04.104	33.255	38.727	52.122	251.7	53:37.646								
25	3	2:09.739 B	33.491	38.621	57.627	251.2	55:47.385								
26	2	8:19.480	6:47.801	39.279	52.400	81.5	1:04:06.865								
27	2	2:04.771	33.329	39.222	52.220	248.3	1:06:11.636								
28	2	2:04.956	33.320	38.877	52.759	248.8	1:08:16.592								
29	2	2:02.507	32.807	38.396	51.304	248.8	1:10:19.099								
30	2	2:05.149	34.904	38.446	51.799	248.8	1:12:24.248								
31	2	2:02.026	32.596	38.232	51.198	249.4	1:14:26.274								
32	2	2:09.498 B	32.393	38.609	58.496	249.4	1:16:35.772								
33	3	4:10.656 B	2:22.886	44.479	1:03.291	109.9	1:20:46.428								
34	2	4:14.060 B	2:22.500	44.625	1:06.935	96.2	1:25:00.488								
<div style="display: flex; justify-content: space-between; align-items: center;"> <div style="border: 1px solid black; padding: 5px;"> 9 Proton Competition 1.Jonas RIED 2.Sebastian PRIAULX </div> <div style="text-align: center;"> Oreca 07 - Gibson LMP2 </div> <div style="text-align: center;"> 3.Mike ROCKENFELLER </div> </div>															
1	2	3:06.562	1:31.981	41.052	53.529	124.1	3:06.562								
2	2	1:58.458	31.731	36.048	50.679	272.0	5:05.020								
3	2	1:59.112	30.563	38.122	50.427	276.2	7:04.132								
4	2	1:55.189	31.322	35.516	48.351	276.9	8:59.321								
5	2	1:51.390	29.303	34.746	47.341	276.9	10:50.711								
6	2	2:10.934	30.854	40.333	59.747	276.9	13:01.645								
7	2	1:52.567	29.694	35.416	47.457	276.2	14:54.212								
8	2	1:58.312	30.450	35.916	51.946	276.2	16:52.524								
9	2	2:02.037 B	30.233	36.528	55.276	276.9	18:54.561								
10	2	6:21.298	4:58.438	35.190	47.670	161.4	25:15.859								
11	2	1:54.022	30.598	35.336	48.088	272.7	27:09.881								
12	2	1:55.057	30.517	35.046	49.494	275.5	29:04.938								
13	2	1:52.349	30.253	35.027	47.069	276.2	30:57.287								





European Le Mans Series

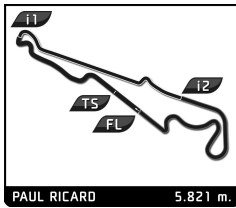
4 Hours of Le Castellet

Free Practice 2

Sector Analysis

Lap under Red Flag											Invalidated Lap	Personal Best	Session Best	B Crossing the pit lane	
Lap	D	Time	Sector 1	Sector 2	Sector 3	T. Spd	Elapsed	Lap	D	Time	Sector 1	Sector 2	Sector 3	T. Spd	Elapsed
4	3	2:06.028	33.005	39.101	53.922	250.0	9:49.403	17	2	1:58.495	29.839	39.636	49.020	276.2	37:17.010
5	3	2:03.757	32.916	38.878	51.963	251.7	11:53.160	18	2	1:53.560	30.388	35.260	47.912	276.2	39:10.570
6	3	2:03.608	33.284	38.645	51.679	247.1	13:56.768	19	2	1:52.045	29.651	34.743	47.651	276.2	41:02.615
7	3	2:02.192	32.398	38.370	51.424	250.0	15:58.960	20	2	1:57.440	29.344	36.609	51.490	276.2	43:00.025
8	3	2:02.057	32.286	38.212	51.559	251.2	18:01.017	21	2	1:51.107	29.591	34.624	46.892	276.2	44:51.132
9	3	2:02.379	32.569	38.398	51.412	250.6	20:03.396	22	2	1:51.752	29.698	34.676	47.378	276.9	46:42.884
10	3	2:03.458	32.699	38.690	52.069	252.3	22:06.854	23	2	1:54.776	30.275	35.352	49.149	276.9	48:37.660
11	3	2:02.477	32.256	38.291	51.930	250.0	24:09.331	24	2	4:11.151 B	30.944	36.509	3:03.698	277.6	52:48.811
12	3	2:02.739	32.575	38.499	51.665	250.0	26:12.070	25	3	2:11.098	47.591	35.660	47.847	162.7	54:59.909
13	3	2:02.186	32.504	38.060	51.622	250.0	28:14.256	26	3	1:52.390	29.862	35.075	47.453	273.4	56:52.299
14	3	2:07.226 B	32.387	37.995	56.844	252.3	30:21.482	27	3	1:52.784	29.663	35.699	47.422	274.1	58:45.083
15	3	4:10.491	2:37.424	39.862	53.205	142.7	34:31.973	28	3	1:52.430	29.490	34.795	47.845	274.1	1:00:37.213
16	3	2:05.532	32.532	38.408	54.592	251.2	36:37.505	29	3	1:52.100	30.167	34.782	47.151	274.1	1:02:29.313
17	3	2:03.197	33.072	38.362	51.763	250.0	38:40.702	30	3	1:53.171	29.795	35.911	47.465	274.8	1:04:22.484
18	3	2:02.763	32.557	38.374	51.832	249.4	40:43.465	31	3	1:55.460	31.473	35.001	48.986	274.1	1:06:17.944
19	3	2:02.840	32.829	38.339	51.672	251.7	42:46.305	32	3	1:54.794	30.324	35.532	48.938	273.4	1:08:12.738
20	3	2:03.010	32.402	38.034	52.574	251.7	44:49.315	33	3	1:54.642	30.844	35.177	48.624	275.5	1:10:07.350
21	3	2:08.686 B	32.525	38.392	57.769	251.7	46:58.001	34	3	1:52.207	29.472	34.997	47.738	274.8	1:11:59.557
22	2	3:42.950	2:11.232	39.003	52.715	146.7	50:40.951	35	3	1:52.913	30.120	35.267	47.526	276.2	1:13:52.470
23	2	2:09.684 B	32.859	38.575	58.250	250.6	52:50.635	36	3	1:56.577	30.433	35.463	51.281	276.9	1:15:49.047
24	1	3:54.773 B	2:13.415	39.809	1:01.549	137.2	56:45.408	37	3	3:04.378 B	29.403	34.872	2:00.103	275.5	1:18:53.425
25	3	3:45.811 B	2:08.321	38.921	58.569	152.5	1:00:31.219	38	2	2:14.805	48.515	35.622	50.668	158.6	1:21:08.230
26	2	4:11.560 B	2:18.438	45.859	1:07.263	139.9	1:04:42.779	39	2	1:52.114	29.606	34.915	47.593	276.2	1:23:00.344
27	3	3:47.609 B	2:10.920	38.644	58.045	145.2	1:08:30.388	40	2	1:53.439	29.975	35.722	47.742	276.2	1:24:53.783
28	2	3:40.976	2:10.316	38.540	52.120	151.3	1:12:11.364	41	2	1:52.188	30.029	34.830	47.329	278.4	1:26:45.971
29	2	2:03.529	32.774	38.603	52.152	251.2	1:14:14.893	42	2	1:51.949	29.755	34.619	47.575	274.8	1:28:37.920
30	2	2:02.558	32.867	38.360	51.331	251.7	1:16:17.451	43	2	1:53.240	30.056	35.207	47.977	278.4	1:30:31.160
31	2	2:01.419	32.379	38.051	50.989	250.6	1:18:18.870	17 CLX Motorsport 1. Paul LANCHERE 2. Alexander JACOBY 3. Bruno RIBEIRO Ligier JS P325 - Toyota LMP3							
32	2	2:01.412	32.132	38.080	51.200	252.3	1:20:20.282	1	2	4:40.996	2:58.319	45.374	57.303	119.9	4:40.996
33	2	2:02.315	32.215	38.458	51.642	252.3	1:22:22.597	2	2	2:07.564	34.267	39.768	53.529	247.7	6:48.560
34	2	2:02.509	33.005	38.253	51.251	251.7	1:24:25.106	3	2	2:05.989	32.800	39.161	54.028	250.0	8:54.549
35	2	2:04.413	32.645	37.918	53.850	252.3	1:26:29.519	4	2	2:06.643	32.327	38.621	55.695	250.0	11:01.192
36	2	2:02.802	32.323	38.466	52.013	253.5	1:28:32.321	5	2	2:04.746	33.014	38.534	53.198	252.9	13:05.938
37	2	2:02.354	32.211	38.055	52.088	252.3	1:30:34.675	6	2	2:03.327	32.943	38.458	51.926	250.6	15:09.265
14 TDS Racing 1. Steven THOMAS 2. Sami MEGUETOUNIF 3. Scott HUFFAKER II Oreca 07 - Gibson LMP2 Pro/Am															
1	1	3:21.132	1:42.598	44.034	54.500	136.2	3:21.132	7	2	2:02.287	32.310	38.314	51.663	250.6	17:11.552
2	1	2:03.578	33.918	38.078	51.582	254.1	5:24.710	8	2	2:02.487	32.463	38.276	51.748	250.6	19:14.039
3	1	1:56.582	32.178	36.110	48.294	276.9	7:21.292	9	2	2:02.697	32.071	38.565	52.061	252.3	21:16.736
4	1	1:54.095	30.117	35.859	48.119	276.9	9:15.387	10	2	2:10.981 B	33.567	38.425	58.989	251.2	23:27.717
5	1	1:54.235	30.755	35.883	47.597	275.5	11:09.622	11	3	3:42.246	2:10.625	39.318	52.303	139.5	27:09.963
6	1	1:53.198	29.906	35.160	48.132	276.9	13:02.820	12	3	2:04.992	32.581	39.883	52.528	250.0	29:14.955
7	1	1:53.193	29.804	35.033	48.356	276.9	14:56.013	13	3	2:03.538	32.366	38.999	52.173	248.8	31:18.493
8	1	1:52.517	29.866	35.421	47.230	275.5	16:48.530	14	3	2:03.500	32.476	38.467	52.557	248.8	33:21.993
9	1	2:49.075 B	30.743	36.124	1:42.208	276.2	19:37.605	15	3	2:02.394	32.280	38.573	54.544	250.0	35:24.387
10	2	2:12.386	47.569	36.377	48.440	163.9	21:49.991	16	3	2:02.773	32.467	38.500	54.806	248.3	37:27.160
11	2	1:52.783	29.725	35.056	48.002	274.8	23:42.774	17	3	2:02.426	32.278	38.631	51.517	248.8	39:29.586
12	2	1:51.951	30.012	34.874	47.065	275.5	25:34.725	18	3	2:02.854	32.472	38.657	51.725	250.6	41:32.440
13	2	1:51.634	29.475	35.056	47.103	275.5	27:26.359	19	3	2:03.006	32.391	38.390	52.225	249.4	43:35.446
14	2	1:51.900	29.805	34.823	47.272	277.6	29:18.259	20	3	2:03.336	33.454	38.565	51.620	251.7	45:38.782
15	2	3:50.793 B	29.829	35.988	2:44.976	277.6	33:09.052	21	3	2:03.042	32.697	38.564	51.781	248.3	47:41.824
16	2	2:09.463	46.450	35.277	47.736	163.9	35:18.515	22	3	2:01.897	32.360	38.191	51.346	249.4	49:43.721
								23	3	2:09.278 B	32.239	38.306	58.733	251.2	51:52.999





European Le Mans Series

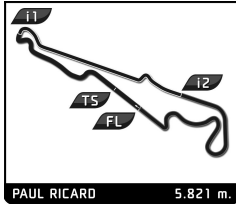
4 Hours of Le Castellet

Free Practice 2

Sector Analysis

Lap under Red Flag												Invalidated Lap	Personal Best	Session Best	B Crossing the pit lane
Lap	D	Time	Sector 1	Sector 2	Sector 3	T. Spd	Elapsed	Lap	D	Time	Sector 1	Sector 2	Sector 3	T. Spd	Elapsed
24	1	4:21.233	2:41.701	38.666	1:00.866	151.5	56:14.232	35	1	1:53.585	30.227	35.352	48.006	276.2	1:15:29.455
25	1	2:04.259	33.182	39.002	52.075	247.1	58:18.491	36	1	1:55.702	30.163	35.518	50.021	274.8	1:17:25.157
26	1	2:02.385	32.231	38.683	51.471	247.7	1:00:20.876	37	1	6:00.630B	30.728	36.767	4:54.135	276.2	1:23:25.787
27	1	2:02.958	32.257	38.357	52.344	247.1	1:02:23.834	38	1	2:14.531	47.959	36.468	50.104	122.2	1:25:40.318
28	1	2:02.593	32.564	38.343	51.686	248.3	1:04:26.427	39	1	1:54.733	30.523	35.630	48.580	274.8	1:27:35.051
29	1	2:02.626	32.510	38.393	51.723	248.3	1:06:29.053	19 Rossa Racing by Virage Oreca 07 - Gibson							
30	1	2:02.642	32.388	38.620	51.634	248.8	1:08:31.695	1. John FALB 3. Rik KOEN LMP2 Pro/Am							
31	1	2:02.961	32.963	38.290	51.708	250.0	1:10:34.656	2. Manuel ESPIRITO SANTO							
32	1	2:02.631	32.267	38.643	51.721	249.4	1:12:37.287	1	1	2:48.207	1:15.182	40.751	52.274	126.9	2:48.207
33	1	2:03.607	32.754	38.633	52.223	250.6	1:14:40.894	2	1	1:58.450	32.700	36.675	49.075	272.0	4:46.657
34	1	2:03.795	33.239	38.413	52.143	252.3	1:16:44.689	3	1	1:53.864	30.456	35.576	47.832	274.8	6:40.521
35	1	2:02.630	32.333	38.308	51.989	251.2	1:18:47.319	4	1	1:53.208	30.246	35.636	47.326	275.5	8:33.729
36	1	2:09.342B	32.914	38.606	57.822	252.3	1:20:56.661	5	1	1:53.328	29.939	35.543	47.876	274.8	10:27.057
37	2	3:51.615B	2:12.730	40.061	58.824	153.0	1:24:48.276	6	1	1:55.445	30.493	35.807	49.145	276.9	12:22.502
38	3	3:47.332	2:12.361	42.002	52.969	144.6	1:28:35.608	7	1	1:53.387	30.087	35.228	48.072	275.5	14:15.889
39	3	2:03.662	33.044	38.761	51.857	250.0	1:30:39.270	8	1	1:54.601	30.981	35.436	48.184	274.8	16:10.490
18 IDEC Sport Oreca 07 - Gibson								1. Jamie CHADWICK 3. Laurents HÖRR LMP2							
2. Valerio RINICELLA															
1	2	3:23.483	1:49.243	41.533	52.707	134.7	3:23.483	9	1	1:53.550	30.362	35.343	47.845	276.2	18:04.040
2	2	1:59.674	32.090	37.951	49.633	265.4	5:23.157	10	1	1:54.053	30.558	35.348	48.147	276.2	19:58.093
3	2	1:55.323	30.153	35.332	49.838	272.7	7:18.480	11	1	2:00.625B	30.552	35.262	54.811	275.5	21:58.718
4	2	1:59.841	29.427	35.334	55.080	275.5	9:18.321	12	2	5:52.422	4:27.745	36.128	48.549	148.8	27:51.140
5	2	1:54.221	29.499	34.912	49.810	275.5	11:12.542	13	2	1:53.914	30.307	35.526	48.081	274.8	29:45.054
6	2	1:52.174	29.188	34.598	48.388	276.9	13:04.716	14	2	1:52.156	29.875	35.011	47.270	274.1	31:37.210
7	2	2:02.989	29.157	35.075	58.757	276.9	15:07.705	15	2	1:53.589	30.099	35.942	47.548	275.5	33:30.799
8	2	1:52.848	30.568	34.712	47.568	274.8	17:00.553	16	2	1:54.513	31.360	35.526	47.627	268.0	35:25.312
9	2	1:50.344	29.336	34.536	46.472	275.5	18:50.897	17	2	1:55.545	30.556	35.329	49.660	264.7	37:20.857
10	2	4:26.243B	29.727	35.357	3:21.159	275.5	23:17.140	18	2	2:00.125B	30.140	35.226	54.759	274.1	39:20.982
11	3	2:11.146	46.807	36.310	48.029	163.9	25:28.286	19	2	5:10.760	3:47.284	35.529	47.947	162.4	44:31.742
12	3	1:52.472	29.851	35.344	47.277	274.1	27:20.758	20	2	1:57.916	34.575	35.436	47.905	274.8	46:29.658
13	3	1:53.034	29.745	35.467	47.822	274.8	29:13.792	21	2	1:54.774	30.071	36.295	48.408	274.8	48:24.432
14	3	1:55.017	30.072	36.618	48.327	274.8	31:08.809	22	2	1:53.126	30.284	34.994	47.848	276.2	50:17.558
15	3	1:52.402	30.156	35.002	47.244	272.7	33:01.211	23	2	1:52.044	29.924	34.849	47.238	276.9	52:09.569
16	3	1:51.653	29.399	34.915	47.339	274.8	34:52.864	24	2	1:59.469B	29.982	35.211	54.276	276.9	54:09.038
17	3	1:54.149	29.755	35.984	48.410	274.8	36:47.013	25	3	3:04.015	1:39.602	35.767	48.646	147.3	57:13.053
18	3	1:53.538	30.589	35.448	47.501	275.5	38:40.551	26	3	1:54.042	30.868	35.376	47.798	274.8	59:07.095
19	3	1:52.646	29.733	35.135	47.778	275.5	40:33.197	27	3	1:52.374	30.111	34.968	47.295	274.1	1:00:59.469
20	3	1:52.934	29.599	35.062	48.273	276.2	42:26.131	28	3	1:53.826	30.393	35.149	48.284	274.8	1:02:53.295
21	3	1:52.512	29.983	35.013	47.516	276.2	44:18.643	29	3	1:52.914	29.959	35.178	47.777	274.1	1:04:46.209
22	3	4:30.739B	30.994	36.114	3:23.631	278.4	48:49.382	30	3	2:01.451B	29.927	35.243	56.281	273.4	1:06:47.660
23	2	2:10.130	46.805	35.647	47.678	163.6	50:59.512	31	3	2:32.817	1:07.852	36.225	48.740	162.4	1:09:20.477
24	2	1:53.340	30.010	35.253	48.077	273.4	52:52.852	32	3	1:52.808	30.050	35.100	47.658	275.5	1:11:13.285
25	2	1:52.401	29.886	35.271	47.244	273.4	54:45.253	33	3	1:54.010	30.688	35.338	47.984	274.8	1:13:07.295
26	2	1:53.490	30.362	35.296	47.832	270.0	56:38.743	34	3	1:54.207	30.356	35.152	48.699	275.5	1:15:01.502
27	2	1:52.469	29.962	35.157	47.350	272.7	58:31.212	35	3	1:55.109	30.191	36.488	48.430	274.1	1:16:56.611
28	2	1:53.566	30.401	35.337	47.828	274.8	1:00:24.778	36	3	2:01.191B	30.130	35.337	55.724	274.8	1:18:57.802
29	2	1:51.825	29.639	35.026	47.160	273.4	1:02:16.603	37	2	3:20.060	1:56.013	35.823	48.224	129.2	1:22:17.862
30	2	1:53.425	30.168	35.182	48.075	274.1	1:04:10.028	38	2	1:56.116	30.892	35.966	49.258	270.7	1:24:13.978
31	2	3:24.636B	30.557	36.068	2:18.011	273.4	1:07:34.664	39	2	1:53.488	30.220	35.223	48.045	278.4	1:26:07.466
32	1	2:12.220	47.362	36.010	48.848	159.1	1:09:46.884	40	2	1:54.961	29.907	35.493	49.561	274.8	1:28:02.427
33	1	1:54.272	30.296	35.962	48.014	275.5	1:11:41.156	41	2	1:56.109	30.943	36.735	48.431	270.7	1:29:58.536
34	1	1:54.714	30.383	35.471	48.860	275.5	1:13:35.870	42	2	1:55.075	31.255	35.508	48.312	255.9	1:31:53.611
20 Algarve Pro Racing Oreca 07 - Gibson								1. Michael JENSEN 3. Maithe JAKOBSEN LMP2 Pro/Am							
2. Enzo TRULLI															



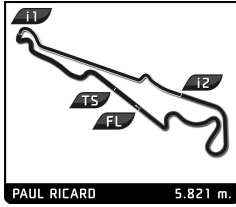


European Le Mans Series
4 Hours of Le Castellet
Free Practice 2

Sector Analysis

Lap under Red Flag								Invalidated Lap		Personal Best		Session Best		B Crossing the pit lane	
Lap	D	Time	Sector 1	Sector 2	Sector 3	T. Spd	Elapsed	Lap	D	Time	Sector 1	Sector 2	Sector 3	T. Spd	Elapsed
1	2	3:07.110	1:33.471	40.969	52.670	143.6	3:07.110	7	1	1:55.577	30.941	35.808	48.828	275.5	15:19.305
2	2	1:58.664	31.843	37.286	49.535	270.0	5:05.774	8	1	1:56.018	31.340	36.133	48.545	275.5	17:15.323
3	2	1:53.794	30.353	36.323	49.118	277.6	7:01.568	9	1	1:56.389	30.916	36.269	49.204	274.8	19:11.712
4	2	1:53.209	29.937	35.729	47.543	278.4	8:54.777	10	1	2:03.636	30.780	36.294	56.562	275.5	21:15.348
5	2	1:54.637	29.819	35.137	49.681	277.6	10:49.414	11	2	4:35.915	3:12.962	35.134	47.819	163.1	25:51.263
6	2	1:51.635	29.690	34.661	47.284	277.6	12:41.049	12	2	1:52.688	30.283	34.801	47.604	273.4	27:43.951
7	2	1:52.793	29.655	35.970	47.168	276.9	14:33.842	13	2	1:51.772	30.138	34.650	46.984	275.5	29:35.723
8	2	1:51.464	29.709	34.943	46.812	276.9	16:25.306	14	2	1:51.733	29.824	34.735	47.174	275.5	31:27.456
9	2	1:52.808	30.213	35.341	47.254	277.6	18:18.114	15	2	1:53.235	29.954	35.740	47.541	276.2	33:20.691
10	2	4:53.402	29.780	34.942	48.410	275.5	20:11.216	16	2	1:55.031	30.108	35.340	49.583	276.2	35:15.722
11	2	1:52.766	30.489	34.651	47.626	276.2	22:03.982	17	2	2:19.677	30.437	35.022	1:14.218	274.8	37:35.399
12	2	1:51.010	29.675	34.693	46.642	275.5	23:54.992	18	2	2:00.657	30.477	35.126	55.054	274.8	39:36.056
13	2	1:51.530	29.346	34.695	47.489	276.2	25:46.522	19	2	7:41.922	6:13.992	37.762	50.168	146.3	47:17.978
14	2	4:54.743	29.479	34.538	47.726	275.5	27:38.265	20	2	1:53.800	30.708	35.322	47.770	274.1	49:11.778
15	2	1:51.547	29.597	34.647	47.303	277.6	29:29.812	21	2	1:57.670	32.669	35.818	49.183	274.1	51:09.448
16	2	1:59.692	30.517	35.005	54.170	276.2	31:29.504	22	2	1:57.258	31.554	36.378	49.326	273.4	53:06.706
17	1	3:46.172	2:20.012	36.182	49.978	158.1	35:15.676	23	2	2:01.416	30.855	35.656	54.905	274.1	55:08.122
18	1	1:59.180	32.453	36.102	50.625	272.0	37:14.856	24	3	7:31.360	6:03.300	38.492	49.568	139.2	1:02:39.482
19	1	1:57.825	30.983	36.049	50.793	273.4	39:12.681	25	3	1:54.867	31.191	35.642	48.034	274.1	1:04:34.349
20	1	1:56.996	30.531	35.949	50.516	274.8	41:09.677	26	3	1:56.601	31.283	36.869	48.449	273.4	1:06:30.950
21	1	1:58.076	30.684	36.843	50.549	274.1	43:07.753	27	3	1:56.196	31.065	36.666	48.465	274.1	1:08:27.146
22	1	1:55.895	30.907	36.388	48.600	272.7	45:03.648	28	3	1:56.805	31.159	35.975	49.671	274.8	1:10:23.951
23	1	4:56.408	31.021	35.864	49.226	274.8	46:59.756	29	3	1:54.421	30.772	35.727	47.922	274.8	1:12:18.372
24	1	2:02.880	31.015	36.270	55.595	274.1	49:02.636	30	3	1:57.995	31.670	36.970	49.355	276.2	1:14:16.367
25	1	2:32.656	1:06.854	36.914	48.888	163.6	51:35.292	31	3	1:54.190	30.947	35.242	48.001	276.2	1:16:10.557
26	1	1:58.094	32.402	36.545	49.147	274.1	53:33.386	32	3	1:53.716	30.569	35.237	47.910	276.9	1:18:04.273
27	1	1:58.424	33.567	36.364	48.493	268.7	55:31.810	33	3	1:53.450	30.330	35.288	47.832	277.6	1:19:57.723
28	1	4:57.537	31.445	36.330	49.762	272.7	57:29.347	34	3	1:54.566	31.135	35.531	47.900	276.9	1:21:52.289
29	1	2:02.810	31.596	35.889	55.325	276.2	59:32.157	35	3	1:54.131	30.364	35.314	48.453	276.9	1:23:46.420
30	3	3:34.123	2:10.991	35.629	47.503	164.1	1:03:06.280	36	3	1:56.955	32.137	36.500	48.318	278.4	1:25:43.375
31	3	1:52.841	29.766	35.598	47.477	273.4	1:04:59.121	37	3	1:53.864	30.318	35.255	48.291	277.6	1:27:37.239
32	3	1:52.522	29.629	35.276	47.617	274.1	1:06:51.643	38	3	4:53.954	30.445	35.443	48.093	276.2	1:29:31.190
33	3	1:52.806	29.976	35.350	47.480	274.8	1:08:44.449	39	3	2:01.433	30.689	35.591	55.153	276.9	1:31:32.623
34	3	1:53.482	29.807	35.108	48.567	275.5	1:10:37.931	<div style="border: 1px solid black; padding: 5px;"> 22 United Autosports Oreca 07 - Gibson 1.Griffin PEEBLES 3.Benjamin HANLEY 2.Grégoire SAUCY LMP2 </div>							
35	3	1:54.167	30.547	35.512	48.108	275.5	1:12:32.098	1	2	3:01.101	1:26.467	42.047	52.587	85.2	3:01.101
36	3	1:58.848	29.751	35.164	53.933	276.2	1:14:30.946	2	2	1:59.370	32.703	37.848	48.819	250.6	5:00.471
37	3	3:29.046	2:05.932	35.452	47.662	166.2	1:17:59.992	3	2	1:57.065	31.051	36.008	50.006	277.6	6:57.536
38	3	1:51.895	29.552	34.989	47.354	276.2	1:19:51.887	4	2	1:53.599	29.532	34.286	49.781	279.1	8:51.135
39	3	1:52.468	29.606	35.055	47.807	275.5	1:21:44.355	5	2	1:52.637	31.125	34.814	46.698	279.8	10:43.772
40	3	1:53.396	29.812	35.489	48.095	277.6	1:23:37.751	6	2	1:50.680	29.010	34.222	47.448	279.1	12:34.452
41	3	1:53.375	29.983	35.849	47.543	278.4	1:25:31.126	7	2	1:50.540	29.164	35.109	46.267	279.8	14:24.992
42	3	1:53.102	29.714	35.574	47.814	276.2	1:27:24.228	8	2	1:54.519	29.217	35.201	50.101	279.1	16:19.511
43	3	1:52.298	29.728	34.972	47.598	276.2	1:29:16.526	9	2	1:51.426	29.709	35.478	46.239	279.8	18:10.937
44	3	2:00.533	31.757	35.417	53.359	277.6	1:31:17.059	10	2	1:59.627	31.066	35.060	53.501	279.8	20:10.564
<div style="border: 1px solid black; padding: 5px;"> 21 United Autosports Oreca 07 - Gibson 1.Daniel SCHNEIDER 3.Oliver JARVIS 2.Marino SATO LMP2 Pro/Am </div>								11	1	5:14.881	3:52.083	35.089	47.709	163.4	25:25.445
1	1	3:28.895	1:42.097	48.188	58.610	112.3	3:28.895	12	1	1:51.969	29.774	35.077	47.118	275.5	27:17.414
2	1	2:04.137	34.588	38.431	51.118	259.0	5:33.032	13	1	1:52.551	29.601	35.223	47.727	278.4	29:09.965
3	1	1:59.660	32.475	37.139	50.046	275.5	7:32.692	14	1	1:53.975	31.156	35.684	47.135	278.4	31:03.940
4	1	1:56.328	31.161	36.142	49.025	273.4	9:29.020	15	1	1:51.853	29.580	34.603	47.670	277.6	32:55.793
5	1	1:58.195	31.872	36.300	50.023	269.3	11:27.215	16	1	4:54.445	29.694	34.523	47.228	276.9	34:47.238
6	1	1:56.513	31.707	36.026	48.780	275.5	13:23.728	17	1	1:54.268	30.864	34.825	48.579	279.1	36:41.506





European Le Mans Series

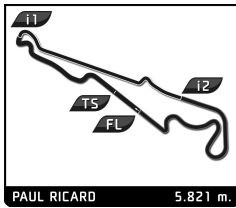
4 Hours of Le Castellet

Free Practice 2

Sector Analysis

Lap under Red Flag											Invalidated Lap	Personal Best	Session Best	B Crossing the pit lane	
Lap	D	Time	Sector 1	Sector 2	Sector 3	T. Spd	Elapsed	Lap	D	Time	Sector 1	Sector 2	Sector 3	T. Spd	Elapsed
18	1	1:51.980	30.076	34.725	47.179	274.8	38:33.486	23	1	4:22.923	2:47.636	40.822	54.465	119.3	55:12.283
19	1	1:53.075	30.169	35.437	47.469	279.1	40:26.561	24	1	2:15.156	33.992	40.551	1:00.613	239.5	57:27.439
20	1	1:53.197	30.455	35.393	47.349	279.1	42:19.758	25	1	2:17.398	34.914	40.867	1:01.617	238.9	59:44.837
21	1	1:53.294	29.970	34.435	48.889	277.6	44:13.052	26	2	3:42.709	2:09.157	40.877	52.675	146.5	1:03:27.546
22	1	1:52.773	29.916	35.086	47.771	278.4	46:05.825	27	2	2:04.813	32.826	39.630	52.357	238.4	1:05:32.359
23	1	1:51.548	30.012	34.616	46.920	276.2	47:57.373	28	2	2:04.586	33.010	39.107	52.469	238.9	1:07:36.945
24	1	1:51.729	30.069	34.326	47.334	278.4	49:49.102	29	2	2:04.255	32.765	39.116	52.374	240.5	1:09:41.200
25	1	1:52.242	29.745	35.144	47.353	279.1	51:41.344	30	2	2:04.403	32.803	39.174	52.426	242.2	1:11:45.603
26	1	2:01.107	30.120	34.926	56.061	278.4	53:42.451	31	2	2:04.611	32.973	39.226	52.412	241.1	1:13:50.214
27	3	3:56.633	2:32.672	35.499	48.462	164.1	57:39.084	32	2	2:04.841	33.079	39.265	52.497	241.6	1:15:55.055
28	3	1:54.627	30.692	35.296	48.639	274.8	59:33.711	33	2	2:04.507	32.834	39.219	52.454	241.1	1:17:59.562
29	3	1:53.715	30.199	35.664	47.852	275.5	1:01:27.426	34	2	2:04.825	33.132	39.368	52.325	242.7	1:20:04.387
30	3	1:54.508	29.909	36.867	47.732	276.9	1:03:21.934	35	2	2:05.399	33.267	39.608	52.524	241.6	1:22:09.786
31	3	1:53.095	29.978	34.927	48.190	274.8	1:05:15.029	36	2	2:05.340	32.919	39.455	52.966	242.7	1:24:15.126
32	3	1:53.307	29.861	35.494	47.952	276.2	1:07:08.336	37	2	2:04.974	32.964	39.226	52.784	243.2	1:26:20.100
33	3	1:52.277	29.915	34.843	47.519	276.2	1:09:00.613	38	2	2:05.625	33.056	39.507	53.062	241.6	1:28:25.725
34	3	1:53.658	29.819	34.962	48.877	277.6	1:10:54.271	39	2	2:04.987	32.975	39.427	52.585	242.7	1:30:30.712
35	3	1:53.422	29.611	34.953	48.858	277.6	1:12:47.693	24 Nielsen Racing Oreca 07 - Gibson							
36	3	1:52.878	30.036	35.011	47.831	278.4	1:14:40.571	1.Edward PEARSON LMP2							
37	3	1:54.355	30.949	35.252	48.154	278.4	1:16:34.926	2.Roy NISSANY							
38	3	1:52.834	30.105	34.964	47.765	277.6	1:18:27.760	1	3	3:05.569	1:28.946	41.511	55.112	113.3	3:05.569
39	3	1:52.810	30.036	35.098	47.676	277.6	1:20:20.570	2	3	1:56.721	31.360	36.460	48.901	271.4	5:02.290
40	3	1:52.778	29.899	34.967	47.912	278.4	1:22:13.348	3	3	1:56.922	30.842	36.953	49.127	276.2	6:59.212
41	3	1:53.639	29.960	35.966	47.713	279.1	1:24:06.987	4	3	1:50.871	29.542	34.708	46.621	274.1	8:50.083
42	3	1:52.553	29.639	35.161	47.753	279.1	1:25:59.540	5	3	1:51.934	29.766	34.578	47.590	275.5	10:42.017
43	3	1:55.083	30.126	35.732	49.225	279.1	1:27:54.623	6	3	2:13.709	28.830	41.879	1:03.000	276.2	12:55.726
44	3	1:54.143	30.907	35.182	48.054	277.6	1:29:48.766	7	3	8:52.261	7:24.663	38.392	49.206	137.1	21:47.987
45	3	1:52.772	29.969	35.125	47.678	278.4	1:31:41.538	8	3	1:54.691	30.785	35.409	48.497	271.4	23:42.678
23 United Autosports McLaren 720S LMGT3 Evo															
1.Michael BIRCH 3.Wayne BOYD LMGT3															
2.Garnet PATTERSON															
1	3	3:13.711	1:35.284	42.864	55.563	132.5	3:13.711	9	3	2:03.742	32.659	38.771	52.312	242.7	20:09.862
2	3	2:09.153	35.095	40.004	54.054	225.5	5:22.864	10	3	2:11.141	32.924	39.209	59.008	241.6	22:21.003
3	3	2:06.433	34.152	39.787	52.494	243.2	7:29.297	11	1	4:32.806	2:51.913	43.420	57.473	124.7	26:53.809
4	3	2:04.121	32.724	39.223	52.174	241.6	9:33.418	12	1	2:13.466	35.116	40.958	57.392	238.9	29:07.275
5	3	2:20.206	36.519	43.470	1:00.217	197.1	11:53.624	13	1	2:11.193	35.427	40.670	55.096	242.2	31:18.468
6	3	2:04.496	33.081	39.198	52.217	243.8	13:58.120	14	1	2:10.701	34.092	40.765	55.844	239.5	33:29.169
7	3	2:03.764	32.662	38.889	52.213	242.7	16:01.884	15	1	2:09.128	34.371	40.390	54.367	240.0	35:38.297
8	3	2:04.236	33.037	38.888	52.311	244.3	18:06.120	16	1	2:09.377	34.428	40.604	54.348	240.5	37:47.674
9	3	2:03.742	32.659	38.771	52.312	242.7	20:09.862	17	1	2:09.844	34.904	40.427	54.513	240.5	39:57.518
10	3	2:11.141	32.924	39.209	59.008	241.6	22:21.003	18	1	2:08.317	33.825	40.223	54.269	240.5	42:05.835
11	1	4:32.806	2:51.913	43.420	57.473	124.7	26:53.809	19	1	2:09.767	33.627	40.019	56.121	241.6	44:15.602
12	1	2:13.466	35.116	40.958	57.392	238.9	29:07.275	20	1	2:09.737	34.841	40.192	54.704	241.6	46:25.339
13	1	2:11.193	35.427	40.670	55.096	242.2	31:18.468	21	1	2:08.234	33.836	40.288	54.110	242.2	48:33.573
14	1	2:10.701	34.092	40.765	55.844	239.5	33:29.169	22	1	2:15.787	33.856	40.709	1:01.222	241.6	50:49.360
15	1	2:09.128	34.371	40.390	54.367	240.0	35:38.297	25 Algarve Pro Racing Oreca 07 - Gibson							
16	1	2:09.377	34.428	40.604	54.348	240.5	37:47.674	1.Matthias KAISER LMP2							
17	1	2:09.844	34.904	40.427	54.513	240.5	39:57.518	2.Tristan VAUTIER							
18	1	2:08.317	33.825	40.223	54.269	240.5	42:05.835	1	3	2:48.426	1:18.344	40.216	49.866	110.9	2:48.426
19	1	2:09.767	33.627	40.019	56.121	241.6	44:15.602	2	3	1:52.807	30.851	35.130	46.826	274.8	4:41.233
20	1	2:09.737	34.841	40.192	54.704	241.6	46:25.339								
21	1	2:08.234	33.836	40.288	54.110	242.2	48:33.573								
22	1	2:15.787	33.856	40.709	1:01.222	241.6	50:49.360								



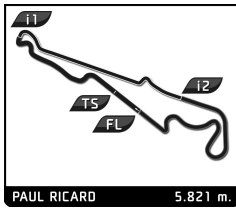


European Le Mans Series
4 Hours of Le Castellet
Free Practice 2

Sector Analysis

Lap under Red Flag										Invalidated Lap		Personal Best		Session Best		B Crossing the pit lane														
Lap	D	Time	Sector 1	Sector 2	Sector 3	T. Spd	Elapsed	Lap	D	Time	Sector 1	Sector 2	Sector 3	T. Spd	Elapsed															
3	3	1:53.497	29.988	35.358	48.151	277.6	6:34.730	11	3	1:51.052	29.726	34.711	46.615	277.6	24:02.155															
4	3	1:51.535	29.563	34.648	47.324	277.6	8:26.265	12	3	1:51.592	29.603	34.756	47.233	276.9	25:53.747															
5	3	1:53.410	30.714	35.074	47.622	278.4	10:19.675	13	3	2:00.649B	30.075	35.286	55.288	278.4	27:54.396															
6	3	1:51.610	30.325	34.733	46.552	279.1	12:11.285	14	1	4:34.764	3:08.597	36.490	49.677	166.9	32:29.160															
7	3	1:52.263	29.785	34.533	47.945	279.1	14:03.548	15	1	1:58.631	31.492	36.983	50.156	274.8	34:27.791															
8	3	1:52.350	29.768	34.484	48.098	278.4	15:55.898	16	1	1:58.367	31.390	36.491	50.486	274.1	36:26.158															
9	3	1:57.916B	29.750	34.567	53.599	278.4	17:53.814	17	1	1:58.734	31.627	36.869	50.238	274.1	38:24.892															
10	1	7:18.248	5:54.725	35.472	48.051	163.4	25:12.062	18	1	1:59.910	32.808	37.078	50.024	273.4	40:24.802															
11	1	1:53.933	30.227	35.486	48.220	274.8	27:05.995	19	1	2:02.746	31.910	38.694	52.142	274.8	42:27.548															
12	1	1:56.380	30.675	35.504	50.201	275.5	29:02.375	20	1	1:58.104	32.068	36.301	49.735	274.1	44:25.652															
13	1	1:52.944	30.205	35.072	47.667	274.8	30:55.319	21	1	4:58.438	31.949	36.265	50.224	275.5	46:24.090															
14	1	1:53.318	30.069	35.536	47.713	275.5	32:48.637	22	1	2:02.054	33.033	36.556	52.465	275.5	48:26.144															
15	1	1:56.270	30.646	36.281	49.343	274.8	34:44.907	23	1	1:59.636	32.132	37.057	50.447	276.2	50:25.780															
16	1	1:54.188	30.295	35.528	48.365	274.8	36:39.095	24	1	1:59.268	32.093	37.403	49.772	275.5	52:25.048															
17	1	1:53.863	30.892	35.129	47.842	274.8	38:32.958	25	1	1:57.786	31.572	36.075	50.139	275.5	54:22.834															
18	1	1:56.452	30.220	36.431	49.801	276.2	40:29.410	26	1	1:58.071	33.007	35.900	49.164	276.2	56:20.905															
19	1	1:55.212	30.179	35.890	49.143	276.2	42:24.622	27	1	2:05.170B	31.971	36.437	56.762	275.5	58:26.075															
20	1	1:53.256	30.230	35.213	47.813	276.9	44:17.878	28	2	3:29.286	2:04.551	35.927	48.808	164.4	1:01:55.361															
21	1	1:56.594	31.270	37.046	48.278	277.6	46:14.472	29	2	1:54.230	30.273	35.895	48.062	274.1	1:03:49.591															
22	1	4:53.696	30.756	35.402	47.838	277.6	48:08.168	30	2	1:51.941	29.667	34.905	47.369	274.1	1:05:41.532															
23	1	1:53.155	30.025	35.111	48.019	276.2	50:01.323	31	2	1:58.813B	29.842	34.927	54.044	274.8	1:07:40.345															
24	1	1:53.116	29.985	35.036	48.095	276.9	51:54.439	32	2	12:46.937	...	35.557	47.608	164.6	1:20:27.282															
25	1	2:00.818B	30.144	35.095	55.579	276.9	53:55.257	33	2	1:52.966	29.955	34.925	48.086	277.6	1:22:20.248															
26	2	4:18.593	2:54.568	36.269	47.756	133.7	58:13.850	34	2	1:53.087	30.227	35.105	47.755	276.9	1:24:13.335															
27	2	1:53.726	29.906	36.024	47.796	272.0	1:00:07.576	35	2	1:51.793	29.585	34.934	47.274	279.1	1:26:05.128															
28	2	1:53.094	29.824	35.300	47.970	273.4	1:02:00.670	36	2	1:52.880	29.827	35.100	47.953	276.2	1:27:58.008															
29	2	1:56.347	31.356	36.925	48.066	275.5	1:03:57.017	37	2	1:52.374	29.781	35.135	47.458	275.5	1:29:50.382															
30	2	1:53.381	30.461	35.131	47.789	274.8	1:05:50.398	38	2	1:52.638	30.081	35.029	47.528	277.6	1:31:43.020															
31	2	1:53.234	29.859	35.290	48.085	274.1	1:07:43.632	<div style="border: 1px solid black; padding: 5px;"> 28 IDEC Sport Oreca 07 - Gibson 1. Paul LAFARGUE 3. Paul-Loup CHATIN 2. Job VAN UITERT LMP2 </div>																						
32	2	1:59.258B	29.713	35.334	54.211	274.8	1:09:42.890																							
33	2	4:31.295	3:05.375	35.845	50.075	163.9	1:14:14.185	1	2	4:35.445B	1:47.908	43.722	2:03.815	137.6	4:35.445															
34	2	1:53.287	29.999	35.289	47.999	274.8	1:16:07.472	2	2	2:27.516	52.943	42.353	52.220	133.3	7:02.961															
35	2	1:53.833	30.268	35.309	48.256	273.4	1:18:01.305	3	2	2:06.919	34.165	39.628	53.126	230.3	9:09.880															
36	2	1:53.156	30.287	35.188	47.681	274.1	1:19:54.461	4	2	4:52.036	30.098	34.827	47.111	275.5	11:01.916															
37	2	1:52.957	29.896	35.184	47.877	276.2	1:21:47.418	5	2	1:54.353	29.730	34.405	50.218	279.1	12:56.269															
38	2	1:54.712	29.816	35.080	49.816	276.9	1:23:42.130	6	2	1:53.536	30.046	34.452	49.038	276.9	14:49.805															
39	2	1:54.569	30.541	35.260	48.768	276.9	1:25:36.699	7	2	1:51.429	29.430	34.566	47.433	277.6	16:41.234															
40	2	1:53.776	29.797	35.166	48.813	276.2	1:27:30.475	8	2	1:50.753	29.238	34.502	47.013	275.5	18:31.987															
41	2	1:52.646	29.878	35.044	47.724	275.5	1:29:23.121	9	2	1:57.158	31.700	36.613	48.845	276.2	20:29.145															
42	2	1:53.872	30.214	35.722	47.936	276.9	1:31:16.993	10	2	3:57.141B	29.838	34.504	2:52.799	276.9	24:26.286															
<div style="border: 1px solid black; padding: 5px;"> 27 Nielsen Racing Oreca 07 - Gibson 1. Kriton LENTOUDIS 3. James ALLEN 2. Alex QUINN LMP2 Pro/Am </div>																														
1	1	3:39.323B	1:54.039	42.807	1:02.477	141.7	3:39.323	11	3	2:11.455	47.077	36.554	47.824	166.4	26:37.741															
2	3	3:29.402	1:59.518	38.826	51.058	153.8	7:08.725	12	3	1:54.029	29.815	35.752	48.462	276.2	28:31.770															
3	3	1:55.405	31.087	36.768	47.550	274.1	9:04.130	13	3	1:52.507	29.709	34.956	47.842	276.9	30:24.277															
4	3	1:53.631	30.490	35.139	48.002	276.9	10:57.761	14	3	1:51.877	29.737	35.037	47.103	275.5	32:16.154															
5	3	1:51.753	29.777	34.898	47.078	276.9	12:49.514	15	3	1:51.951	29.802	34.890	47.259	275.5	34:08.105															
6	3	1:51.974	29.716	35.032	47.226	276.2	14:41.488	16	3	10:47.840B	30.074	35.498	9:42.268	275.5	44:55.945															
7	3	1:52.308	29.806	34.990	47.512	276.2	16:33.796	17	3	2:14.806	50.148	35.891	48.767	128.0	47:10.751															
8	3	1:52.256	29.814	34.954	47.488	274.8	18:26.052	18	3	1:52.869	30.226	35.053	47.590	273.4	49:03.620															
9	3	1:52.306	30.482	34.974	46.850	276.9	20:18.358	19	3	1:52.750	30.366	35.083	47.301	274.8	50:56.370															
10	3	1:52.745	30.682	35.118	46.945	278.4	22:11.103	20	3	1:53.286	30.154	34.869	48.263	276.2	52:49.656															
																21	3	1:52.525	29.942	35.004	47.579	274.1	54:42.181							
																22	3	4:53.603	30.078	34.466	49.059	275.5	56:35.784							





European Le Mans Series

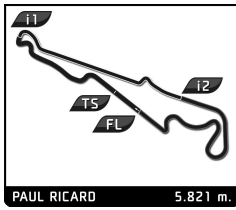
4 Hours of Le Castellet

Free Practice 2

Sector Analysis

Lap	D	Time	Sector 1	Sector 2	Sector 3	T. Spd	Elapsed	Lap	D	Time	Sector 1	Sector 2	Sector 3	T. Spd	Elapsed						
23	3	1:52.041	29.652	34.843	47.546	274.1	58:27.825	37	2	1:51.547	29.201	34.813	47.533	276.2	1:20:51.208						
24	3	7:13.693 B	30.345	35.253	6:08.095	275.5	1:05:41.518	38	2	1:52.354	29.607	34.772	47.975	277.6	1:22:43.562						
25	1	2:13.254	47.445	36.427	49.382	159.1	1:07:54.772	39	2	1:52.060	29.455	34.886	47.719	276.2	1:24:35.622						
26	1	1:55.439	31.002	35.761	48.676	270.0	1:09:50.211	40	2	1:52.132	29.479	34.756	47.897	276.9	1:26:27.754						
27	1	1:57.917	31.466	37.584	48.867	273.4	1:11:48.128	41	2	1:53.522	30.437	35.063	48.022	277.6	1:28:21.276						
28	1	1:57.264	30.976	36.854	49.434	274.8	1:13:45.392	42	2	1:53.371	30.417	35.319	47.635	260.9	1:30:14.647						
29	1	1:55.662	30.764	35.782	49.116	272.0	1:15:41.054	<div style="border: 1px solid black; padding: 5px;"> 30 Duqueine Team Oreca 07 - Gibson 1.Giorgio RODA 3.Doriane PIN 2.Richard VERSCHOOR LMP2 Pro/Am </div>													
30	1	4:00.618 B	31.084	37.052	2:52.482	272.7	1:19:41.672	1	3	3:01.654	1:27.169	42.591	51.894	87.0	3:01.654						
31	2	2:09.780	46.609	35.439	47.732	165.1	1:21:51.452	2	3	1:57.240	32.552	36.396	48.292	253.5	4:58.894						
32	2	1:53.730	30.180	35.316	48.234	274.8	1:23:45.182	3	3	1:53.962	29.903	36.597	47.462	275.5	6:52.856						
33	2	1:54.162	31.030	35.263	47.869	276.2	1:25:39.344	4	3	1:52.263	29.711	35.227	47.325	277.6	8:45.119						
34	2	1:52.946	29.636	35.027	48.283	274.1	1:27:32.290	5	3	1:50.996	29.615	34.509	46.872	276.9	10:36.115						
35	2	1:52.550	29.964	34.980	47.609	274.1	1:29:24.840	6	3	1:54.000	29.877	36.853	47.270	279.1	12:30.115						
36	2	1:52.682	29.970	35.098	47.614	275.5	1:31:17.522	7	3	1:52.432	30.002	35.544	46.886	278.4	14:22.547						
<div style="border: 1px solid black; padding: 5px;"> 29 Forestier Racing by Panis Oreca 07 - Gibson 1.Louis ROUSSET 3.Esteban MASSON 2.Oliver GRAY LMP2 </div>							8	3	1:51.817	29.512	34.557	47.748	278.4	8	3	1:51.643	29.547	35.504	46.595	278.4	16:14.190
1	3	4:32.977	3:02.673	40.006	50.298	150.6	4:32.977	9	3	1:51.817	29.512	34.557	47.748	278.4	18:06.007						
2	3	1:59.813	32.029	39.132	48.652	264.1	6:32.790	10	3	1:54.765	29.631	34.418	50.716	279.1	20:00.772						
3	3	1:49.660	29.128	34.383	46.149	276.2	8:22.450	11	3	1:54.626	48.764	37.381	48.481	279.1	22:15.398						
4	3	1:54.340	29.964	35.537	48.839	277.6	10:16.790	12	3	1:51.239	29.562	34.559	47.118	279.1	24:06.637						
5	3	1:53.380	30.449	35.419	47.512	279.1	12:10.170	13	3	1:50.605	29.374	34.577	46.654	278.4	25:57.242						
6	3	1:52.003	30.453	34.258	47.292	277.6	14:02.173	14	3	2:00.219 B	29.871	34.813	55.535	278.4	27:57.461						
7	3	4:26.922 B	29.401	35.605	3:21.916	278.4	18:29.095	15	2	5:36.026	4:12.040	35.753	48.233	165.4	33:33.487						
8	1	2:12.306	46.567	35.990	49.749	164.6	20:41.401	16	2	1:54.841	30.854	36.315	47.672	276.9	35:28.328						
9	1	1:54.354	30.688	35.865	47.801	274.8	22:35.755	17	2	1:56.502	30.051	35.032	51.419	276.9	37:24.830						
10	1	1:52.103	29.689	34.861	47.553	273.4	24:27.858	18	2	1:53.716	30.880	35.386	47.450	276.9	39:18.546						
11	1	1:52.789	30.272	34.875	47.642	256.5	26:20.647	19	2	1:53.400	30.543	34.911	47.946	276.9	41:11.946						
12	1	1:53.580	30.167	34.935	48.478	274.8	28:14.227	20	2	1:53.486	30.139	35.195	48.152	277.6	43:05.432						
13	1	1:51.479	29.366	34.769	47.344	276.2	30:05.706	21	2	1:52.274	30.042	34.769	47.463	276.9	44:57.706						
14	1	1:51.843	29.426	34.855	47.562	274.8	31:57.549	22	2	1:52.854	30.111	35.142	47.601	276.2	46:50.560						
15	1	1:52.825	30.316	34.923	47.586	274.8	33:50.374	23	2	1:52.402	29.811	34.723	47.868	276.9	48:42.962						
16	1	1:54.417	30.451	35.400	48.566	275.5	35:44.791	24	2	1:52.751	29.902	35.392	47.457	276.9	50:35.713						
17	1	1:52.563	29.687	35.210	47.666	274.8	37:37.354	25	2	1:52.382	30.154	34.649	47.579	278.4	52:28.095						
18	1	1:52.359	29.903	34.908	47.548	275.5	39:29.713	26	2	1:53.208	29.753	35.064	48.391	276.9	54:21.303						
19	1	1:54.462	30.250	36.036	48.176	259.6	41:24.175	27	2	2:00.224 B	30.469	35.603	54.152	277.6	56:21.527						
20	1	1:53.375	29.971	35.294	48.110	268.7	43:17.550	28	1	7:15.620	5:49.363	36.162	50.095	158.4	1:03:37.147						
21	1	1:53.151	29.993	35.204	47.954	276.2	45:10.701	29	1	1:56.890	31.040	36.101	49.749	274.8	1:05:34.037						
22	1	3:53.248 B	29.902	35.074	2:48.272	274.8	49:03.949	30	1	1:54.929	30.800	35.557	48.572	274.8	1:07:28.966						
23	2	2:08.954	46.188	35.177	47.589	165.4	51:12.903	31	1	1:55.511	30.425	35.519	49.567	275.5	1:09:24.477						
24	2	1:51.882	29.840	34.898	47.144	276.2	53:04.785	32	1	1:55.185	30.735	35.259	49.191	276.9	1:11:19.662						
25	2	1:52.798	30.076	35.185	47.537	276.9	54:57.583	33	1	1:57.363	30.566	35.786	51.011	275.5	1:13:17.025						
26	2	1:52.292	30.085	34.978	47.229	276.9	56:49.875	34	1	1:56.006	30.753	36.003	49.250	276.9	1:15:13.031						
27	2	1:52.267	29.874	35.180	47.213	277.6	58:42.142	35	1	2:00.792	32.130	35.947	52.715	279.1	1:17:13.823						
28	2	1:51.404	29.309	34.744	47.351	276.2	1:00:33.546	36	1	1:54.361	30.333	35.620	48.408	275.5	1:19:08.184						
29	2	1:51.589	29.971	34.597	47.021	277.6	1:02:25.135	37	1	2:03.945	37.875	35.852	50.218	277.6	1:21:12.129						
30	2	1:52.970	30.380	35.442	47.448	277.6	1:04:18.105	38	1	1:54.790	30.377	35.571	48.842	276.9	1:23:06.919						
31	2	5:00.476 B	29.830	35.091	3:55.555	279.8	1:09:18.581	39	1	1:55.255	30.366	35.386	49.503	276.2	1:25:02.174						
32	2	2:09.324	46.421	35.234	47.669	161.9	1:11:27.905	40	1	1:57.625	32.464	35.759	49.402	276.9	1:26:59.799						
33	2	1:52.412	29.918	35.054	47.440	274.8	1:13:20.317	41	1	1:56.587	30.912	35.789	49.886	276.2	1:28:56.386						
34	2	1:52.918	30.060	35.218	47.640	276.2	1:15:13.235	42	1	1:57.033	31.611	35.943	49.479	276.9	1:30:53.419						
35	2	1:55.083	31.361	35.500	48.222	277.6	1:17:08.318														
36	2	1:51.343	29.466	35.108	46.769	274.8	1:18:59.661														





European Le Mans Series

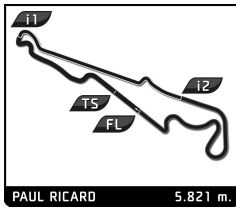
4 Hours of Le Castellet

Free Practice 2

Sector Analysis

Lap under Red Flag								Invalidated Lap		Personal Best		Session Best		B Crossing the pit lane	
Lap	D	Time	Sector 1	Sector 2	Sector 3	T. Spd	Elapsed	Lap	D	Time	Sector 1	Sector 2	Sector 3	T. Spd	Elapsed
35 Ultimate								Ligier JS P325 - Toyota LMP3							
1.Terrence WOODWARD								3.Sebastian GRAVLUND							
2.Lucas FECURY															
1	3	4:48.260	3:06.128	44.130	58.002	122.0	4:48.260								
2	3	2:12.325	35.457	41.185	55.683	238.4	7:00.585								
3	3	2:09.289	34.979	41.360	52.950	248.3	9:09.874								
4	3	2:04.342	33.379	38.739	52.224	249.4	11:14.216								
5	3	2:01.890	32.378	38.256	51.256	250.6	13:16.106								
6	3	2:01.697	32.434	38.229	51.034	249.4	15:17.803								
7	3	2:03.040	32.158	38.613	52.269	249.4	17:20.843								
8	3	2:02.752	32.272	38.234	52.246	249.4	19:23.595								
9	3	2:01.499	32.329	38.312	50.858	251.2	21:25.094								
10	3	2:01.694	32.206	38.114	51.374	250.6	23:26.788								
11	3	2:01.589	32.321	37.894	51.374	250.0	25:28.377								
12	3	6:45.675	32.974	38.282	5:34.419	251.2	32:14.052								
13	2	2:30.504	53.915	42.124	54.465	126.6	34:44.556								
14	2	2:08.668	34.047	39.305	55.316	245.5	36:53.224								
15	2	2:05.363	33.316	39.000	53.047	247.1	38:58.587								
16	2	2:05.150	32.996	38.425	53.729	248.8	41:03.737								
17	2	2:04.233	32.799	38.452	52.982	250.0	43:07.970								
18	2	2:05.067	33.092	39.267	52.708	248.3	45:13.037								
19	2	2:04.724	33.856	38.425	52.443	247.1	47:17.761								
20	2	2:02.399	32.800	37.987	51.612	248.3	49:20.160								
21	2	2:02.448	32.640	38.102	51.706	249.4	51:22.608								
22	2	3:48.721	32.466	38.081	2:38.174	250.0	55:11.329								
23	1	2:24.943	50.591	40.209	54.143	150.8	57:36.272								
24	1	2:06.809	33.949	39.839	53.021	247.7	59:43.081								
25	1	2:05.749	33.418	39.630	52.701	247.1	1:01:48.830								
26	1	2:05.330	33.104	38.945	53.281	247.7	1:03:54.160								
27	1	2:05.162	33.798	38.874	52.490	248.8	1:05:59.322								
28	1	2:04.557	33.158	39.022	52.377	247.1	1:08:03.879								
29	1	2:05.155	33.214	38.714	53.227	249.4	1:10:09.034								
30	1	2:04.364	33.137	38.739	52.488	249.4	1:12:13.398								
31	1	2:05.885	32.814	39.777	53.294	250.6	1:14:19.283								
32	1	2:04.844	33.835	38.690	52.319	251.2	1:16:24.127								
33	1	2:03.785	32.972	38.436	52.377	249.4	1:18:27.912								
34	1	3:30.331	32.890	39.098	2:18.343	249.4	1:21:58.243								
35	3	4:07.464	59.843	43.566	2:24.055	118.2	1:26:05.707								
37 CLX Motorsport								Oreca 07 - Gibson LMP2							
1.Adrien CLOSMENIL								3.Ian AGUILERA							
2.Theodor JENSEN															
1	1	3:08.856	1:33.120	40.959	54.777	131.1	3:08.856								
2	1	1:57.889	31.938	36.699	49.252	272.7	5:06.745								
3	1	1:57.910	30.032	36.278	51.600	274.1	7:04.655								
4	1	1:58.521	31.415	38.577	48.529	277.6	9:03.176								
5	1	1:50.467	29.189	34.654	46.624	276.9	10:53.643								
6	1	2:01.143	30.852	36.691	53.600	279.1	12:54.786								
7	1	1:53.308	29.340	35.921	48.047	277.6	14:48.094								
8	1	1:50.295	29.451	34.528	46.316	276.2	16:38.389								
9	1	1:59.955	29.262	34.910	55.783	276.9	18:38.344								
10	1	10:08.188	8:44.916	35.795	47.477	161.2	28:46.532								
11	1	1:52.326	29.616	35.062	47.648	274.8	30:38.858								
12	1	1:52.614	29.561	35.300	47.753	274.1	32:31.472								
13	1	1:54.163	29.985	36.271	47.907	274.1	34:25.635								
14	1	1:51.712	29.606	35.009	47.097	273.4	36:17.347								
15	1	1:53.468	30.043	35.770	47.655	274.8	38:10.815								
16	1	1:52.541	29.808	35.103	47.630	274.8	40:03.356								
17	1	1:53.777	30.224	35.527	48.026	274.8	41:57.133								
18	1	1:54.190	30.739	35.546	47.905	277.6	43:51.323								
19	1	1:52.302	30.095	35.126	47.081	274.8	45:43.625								
20	1	2:00.707	30.443	35.765	54.499	274.8	47:44.332								
21	2	5:38.023	4:14.031	35.709	48.283	163.4	53:22.355								
22	2	1:52.631	29.828	35.200	47.603	273.4	55:14.986								
23	2	1:54.416	30.080	35.195	49.141	273.4	57:09.402								
24	2	1:51.964	29.854	35.039	47.068	272.0	59:01.363								
25	2	1:52.354	29.615	35.000	47.739	273.4	1:00:53.717								
26	2	1:52.387	29.967	34.862	47.558	273.4	1:02:46.104								
27	2	1:53.882	30.050	35.382	48.450	275.5	1:04:39.986								
28	2	1:52.319	29.918	34.977	47.424	274.8	1:06:32.305								
29	2	1:53.052	30.111	35.446	47.495	275.5	1:08:25.357								
30	2	1:59.736	30.450	35.089	54.197	276.9	1:10:25.093								
31	3	3:47.384	2:21.744	36.485	49.155	163.9	1:14:12.477								
32	3	1:53.485	30.060	35.347	48.078	274.8	1:16:05.962								
33	3	1:55.777	32.177	35.563	48.037	272.7	1:18:01.739								
34	3	1:53.414	30.215	35.213	47.986	277.6	1:19:55.153								
35	3	1:52.651	29.791	35.161	47.699	276.2	1:21:47.804								
36	3	1:55.391	29.911	35.253	50.227	279.1	1:23:43.195								
37	3	1:54.663	30.982	35.458	48.223	277.6	1:25:37.858								
38	3	1:52.971	29.526	35.137	48.308	276.9	1:27:30.829								
39	3	1:57.410	29.989	35.154	52.267	276.9	1:29:28.239								
40	3	1:53.005	29.944	35.253	47.841	277.6	1:31:21.244								
43 Inter Europol Competition								Oreca 07 - Gibson LMP2							
1.Jakub SMIECHOWSKI								3.Luca GHIOTTO							
2.Tom DILLMANN															
1	2	2:54.239	1:18.823	43.158	52.258	109.0	2:54.239								
2	2	1:57.461	32.213	36.672	48.576	274.8	4:51.700								
3	2	1:55.366	29.699	34.805	50.862	279.1	6:47.066								
4	2	1:52.443	29.473	34.477	48.493	278.4	8:39.509								
5	2	1:52.805	29.416	35.047	48.342	278.4	10:32.314								
6	2	1:53.111	29.632	34.954	48.525	279.8	12:25.425								
7	2	1:50.620	29.448	34.102	47.070	279.1	14:16.045								





European Le Mans Series

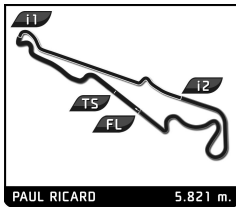
4 Hours of Le Castellet

Free Practice 2

Sector Analysis

Lap under Red Flag												Invalidated Lap												Personal Best												Session Best												B Crossing the pit lane																																																																																																																																																																																							
Lap	D	Time	Sector 1	Sector 2	Sector 3	T. Spd	Elapsed	Lap	D	Time	Sector 1	Sector 2	Sector 3	T. Spd	Elapsed	Lap	D	Time	Sector 1	Sector 2	Sector 3	T. Spd	Elapsed	Lap	D	Time	Sector 1	Sector 2	Sector 3	T. Spd	Elapsed	Lap	D	Time	Sector 1	Sector 2	Sector 3	T. Spd	Elapsed																																																																																																																																																																																																
8	2	1:52.155	30.098	34.657	47.400	279.8	16:08.200	19	3	1:52.460	29.996	34.705	47.759	275.5	46:53.838	20	3	1:51.859	29.924	34.801	47.134	274.8	48:45.697	21	3	1:53.855	30.112	35.616	48.127	275.5	50:39.552	22	3	1:51.991	29.751	35.005	47.235	276.2	52:31.543	23	3	1:51.940	29.688	35.038	47.214	276.2	54:23.483	24	3	1:53.114	30.835	34.638	47.641	278.4	56:16.597	25	3	1:52.400	30.326	34.887	47.187	275.5	58:08.997	26	3	1:51.680	29.756	34.691	47.233	275.5	1:00:00.677	27	3	2:01.925	30.328	35.658	55.939	276.9	1:02:02.602	28	3	7:36.317	6:13.156	35.141	48.020	164.6	1:09:38.919	29	3	1:51.977	29.616	34.848	47.513	274.8	1:11:30.896	30	3	1:51.872	29.531	34.943	47.398	276.9	1:13:22.768	31	3	1:52.371	29.611	35.011	47.749	276.9	1:15:15.139	32	3	1:54.279	30.581	35.367	48.331	276.2	1:17:09.418	33	3	1:52.011	29.924	35.052	47.035	277.6	1:19:01.429	34	3	1:51.991	29.468	34.831	47.692	277.6	1:20:53.420	35	3	2:00.043	30.572	34.891	54.580	279.1	1:22:53.463	36	3	3:08.786	1:46.427	34.797	47.562	168.5	1:26:02.249	37	3	1:53.658	29.896	34.798	48.964	276.9	1:27:55.907	38	3	1:53.315	30.383	35.037	47.895	276.2	1:29:49.222	39	3	2:04.164	29.960	35.129	59.075	279.1	1:31:53.386																																																								
50 Richard Mille AF Corse Ferrari 296 LMGT3 Evo																																																																																																																																																																																																																																							
1.Custodio TOLEDO														3.Riccardo AGOSTINI																																																																																																																																																																																																																									
2.Lilou WADOUX														LMGT3																																																																																																																																																																																																																									
1	2	2:53.651	1:15.831	43.126	54.694	126.8	2:53.651	2	2	2:06.019	33.434	39.437	53.148	239.5	4:59.670	3	2	2:05.866	32.793	39.365	53.708	240.0	7:05.536	4	2	2:05.402	32.709	39.380	53.313	238.9	9:10.938	5	2	2:04.894	32.658	39.698	52.538	241.6	11:15.832	6	2	2:04.604	32.674	39.290	52.640	240.5	13:20.436	7	2	2:05.372	32.669	39.241	53.462	239.5	15:25.808	8	2	2:05.083	32.698	39.393	52.992	240.0	17:30.891	9	2	2:05.131	32.876	39.354	52.901	240.5	19:36.022	10	2	2:04.988	32.786	39.462	52.740	240.0	21:41.010	11	2	2:05.658	33.005	39.560	53.093	240.0	23:46.668	12	2	2:05.189	32.847	39.401	52.941	239.5	25:51.857	13	2	2:05.475	33.070	39.397	53.008	241.1	27:57.332	14	2	2:11.427	32.846	39.567	59.014	241.1	30:08.759	15	1	4:24.385	2:48.079	40.720	55.586	150.4	34:33.144	16	1	2:09.343	33.842	40.536	54.965	238.9	36:42.487	17	1	2:08.152	33.777	40.082	54.293	239.5	38:50.639	18	1	2:08.074	33.523	40.114	54.437	239.5	40:58.713	19	1	2:15.796	34.075	40.098	1:01.623	240.0	43:14.509	20	1	3:03.523	1:15.218	43.540	1:04.765	113.0	46:18.032	21	1	2:29.528	51.275	41.246	57.007	144.2	48:47.560	22	1	2:06.424	33.432	39.704	53.288	238.9	50:53.984	23	1	2:05.956	33.305	39.318	53.333	239.5	52:59.940	24	1	2:07.095	33.515	40.015	53.565	239.5	55:07.035	25	1	2:06.145	33.121	39.400	53.624	239.5	57:13.180	26	1	2:05.884	33.115	39.261	53.508	238.9	59:19.064	27	1	2:12.775	33.261	40.194	59.323	240.0	1:01:31.839	28	3	3:35.787	2:03.115	39.264	53.408	152.3	1:05:07.626	29	3	2:05.427	32.944	39.318	53.165	238.4	1:07:13.053
47 CLX Motorsport Oreca 07 - Gibson																																																																																																																																																																																																																																							
1.Georgios KOLOBOS														3.Charles MILESI																																																																																																																																																																																																																									
2.Ferdinand HABSBURG														LMP2 Pro/Am																																																																																																																																																																																																																									
1	1	3:37.454	1:59.487	43.007	54.960	139.2	3:37.454	2	1	2:04.583	34.417	38.470	51.696	259.0	5:42.037	3	1	2:00.561	32.166	37.950	50.445	268.7	7:42.598	4	1	1:58.177	32.573	37.260	48.344	270.0	9:40.775	5	1	1:54.057	30.696	35.728	47.633	276.9	11:34.832	6	1	1:53.284	30.102	35.501	47.681	276.9	13:28.116	7	1	1:57.000	30.335	35.628	51.037	274.8	15:25.116	8	1	1:55.826	30.076	35.315	50.435	274.8	17:20.942	9	1	2:08.524	30.284	39.272	58.968	276.2	19:29.466	10	3	10:29.969	9:05.543	35.578	48.848	164.6	29:59.435	11	3	1:53.242	30.035	35.635	47.572	272.7	31:52.677	12	3	1:52.535	29.729	34.912	47.894	274.1	33:45.212	13	3	1:52.939	30.067	35.160	47.712	276.2	35:38.151	14	3	1:52.593	29.692	35.853	47.048	274.8	37:30.744	15	3	1:52.644	29.639	35.160	47.845	274.8	39:23.388	16	3	1:51.908	29.564	34.801	47.543	275.5	41:15.296	17	3	1:53.294	30.123	35.397	47.774	276.9	43:08.590	18	3	1:52.788	30.361	35.232	47.195	277.6	45:01.378																																																																																								





European Le Mans Series

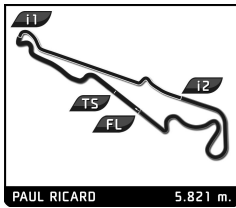
4 Hours of Le Castellet

Free Practice 2

Sector Analysis

Lap	D	Time	Sector 1	Sector 2	Sector 3	T. Spd	Elapsed	Lap	D	Time	Sector 1	Sector 2	Sector 3	T. Spd	Elapsed
<p>51 AF Corse Ferrari 296 LMGT3 Evo</p> <p>1.Charles-Henri SAMANI 3.Davide RIGON LMGT3</p> <p>2.Conrad LAURSEN</p>															
1	3	3:23.234	1:45.175	44.019	54.040	121.5	3:23.234								
2	3	2:08.259	33.891	39.603	54.765	237.4	5:31.493								
3	3	2:05.854	32.610	40.624	52.620	240.0	7:37.347								
4	3	2:04.396	32.587	39.375	52.434	238.9	9:41.743								
5	3	2:03.804	32.618	39.084	52.102	240.0	11:45.547								
6	3	2:03.834	32.620	39.079	52.135	240.5	13:49.381								
7	3	2:04.077	32.674	39.117	52.286	240.0	15:53.458								
8	3	2:04.233	32.805	39.103	52.325	240.0	17:57.691								
9	3	2:04.983	32.834	39.237	52.912	239.5	20:02.674								
10	3	2:06.357	32.761	39.676	53.920	239.5	22:09.031								
11	3	2:04.946	32.928	39.337	52.681	239.5	24:13.977								
12	3	2:04.580	32.765	39.351	52.464	239.5	26:18.557								
13	3	2:04.868	32.996	39.184	52.688	239.5	28:23.425								
14	3	2:04.888	32.771	39.252	52.865	241.1	30:28.313								
15	3	2:11.688 B	32.922	39.462	59.304	240.0	32:40.001								
16	2	3:10.557	1:34.479	41.180	54.898	140.1	35:50.558								
17	2	2:08.535	32.967	39.602	55.966	238.9	37:59.093								
18	2	2:04.835	32.570	39.343	52.922	238.9	40:03.928								
19	2	2:04.498	32.821	39.094	52.583	239.5	42:08.426								
20	2	2:06.152	32.717	38.985	54.450	240.5	44:14.578								
21	2	2:06.272	34.128	39.181	52.963	240.5	46:20.850								
22	2	2:04.588	32.699	39.166	52.723	239.5	48:25.438								
23	2	2:05.294	33.089	39.278	52.927	240.5	50:30.732								
24	2	2:04.498	32.634	39.260	52.604	240.0	52:35.230								
25	2	2:04.909	32.740	39.255	52.944	239.5	54:40.139								
26	2	2:05.765	32.943	39.346	53.476	240.0	56:45.904								
27	2	2:05.904	32.877	39.108	53.919	238.9	58:51.808								
28	2	2:05.299	33.071	39.271	52.957	240.5	1:00:57.107								
29	2	2:12.510 B	33.227	39.811	59.472	238.9	1:03:09.617								
30	1	3:33.000	1:48.874	46.400	57.726	124.6	1:06:42.617								
31	1	2:08.737	34.570	40.031	54.136	238.9	1:08:51.354								
32	1	2:07.062	33.418	39.809	53.835	239.5	1:10:58.416								
33	1	2:06.825	33.441	39.810	53.574	238.9	1:13:05.241								
34	1	2:06.774	33.434	39.755	53.585	239.5	1:15:12.015								
35	1	2:07.654	34.683	39.595	53.376	238.9	1:17:19.669								
36	1	2:08.252	34.704	39.966	53.582	240.5	1:19:27.921								
37	1	2:06.879	33.136	39.934	53.809	240.0	1:21:34.800								
38	1	2:08.568	33.496	40.942	54.130	240.5	1:23:43.368								
39	1	2:07.969	33.519	39.885	54.565	241.6	1:25:51.337								
40	1	2:06.781	33.211	39.661	53.909	241.6	1:27:58.118								
41	1	2:07.346	33.357	40.014	53.975	239.5	1:30:05.464								
<p>54 High Class Racing Porsche 911 GT3 R LMGT3</p> <p>1.Max MORITZ 3.Thomas PREINING LMGT3</p> <p>2.Anders FJORDBACH</p>															
1	2	4:14.200	2:37.226	42.267	54.707	142.1	4:14.200								
2	2	2:07.445	33.545	39.639	54.261	241.1	6:21.645								
3	2	2:05.204	32.732	39.108	53.364	241.1	8:26.846								
4	2	2:05.651	32.790	39.681	53.180	240.5	10:32.497								
5	2	2:04.994	32.724	39.375	52.895	240.5	12:37.491								
6	2	2:04.652	32.724	39.038	52.890	241.6	14:42.143								
7	2	2:05.172	32.945	39.272	52.955	242.2	16:47.315								
8	2	2:05.660	32.970	39.151	53.539	241.6	18:52.975								
9	2	2:04.797	32.929	39.353	52.515	241.6	20:57.772								
10	2	3:43.973 B	33.593	39.525	2:30.855	241.6	24:41.745								
11	3	2:20.791	48.888	39.300	52.603	147.7	27:02.536								
12	3	2:04.923	32.367	38.950	53.606	241.1	29:07.459								
13	3	2:14.164	38.242	42.398	53.524	243.8	31:21.623								
14	3	2:05.663	32.772	39.049	53.842	241.6	33:27.286								
15	3	2:05.970	33.920	39.278	52.772	241.1	35:33.256								
16	3	2:07.235	33.509	39.646	54.080	240.0	37:40.491								
17	3	4:03.273 B	33.081	39.290	9:20.902	240.5	48:13.764								
18	3	2:20.834	48.725	39.295	52.814	147.5	50:34.598								
19	3	2:04.616	32.809	39.181	52.626	241.6	52:39.214								
20	3	2:04.654	32.759	39.199	52.693	240.0	54:43.865								
21	3	2:45.270 B	32.773	39.011	1:33.486	241.6	57:29.135								
22	2	2:21.638	48.782	39.459	53.397	149.6	59:50.773								
23	2	2:06.796	33.489	39.650	53.657	240.5	1:01:57.569								
24	2	2:07.019	33.750	39.526	53.743	241.6	1:04:04.588								
25	2	2:05.761	33.093	39.441	53.227	240.5	1:06:10.349								
26	2	4:09.834 B	32.982	39.461	2:57.391	240.5	1:10:20.183								
27	1	2:29.710	52.567	41.484	55.659	143.2	1:12:49.893								
28	1	2:06.354	33.413	39.581	53.360	241.6	1:14:56.247								
29	1	2:05.786	33.064	39.295	53.427	240.5	1:17:02.033								
30	1	2:05.642	32.873	39.420	53.349	241.6	1:19:07.675								
31	1	2:05.620	32.836	39.041	53.743	241.6	1:21:13.295								
32	1	2:05.267	32.809	39.094	53.364	244.3	1:23:18.562								
33	1	2:05.136	32.931	38.928	53.277	241.6	1:25:23.698								
<p>55 Spirit of Race Ferrari 296 LMGT3 Evo</p> <p>1.Duncan CAMERON 3.Matthew GRIFFIN LMGT3</p> <p>2.David PEREL</p>															
1	1	2:56.110	1:14.259	44.363	57.488	115.3	2:56.110								
2	1	2:10.068	34.346	40.523	55.199	240.0	5:06.178								
3	1	2:07.900	33.484	40.504	53.912	241.1	7:14.078								
4	1	2:06.723	33.512	40.094	53.117	240.0	9:20.801								
5	1	2:06.557	33.173	39.602	53.782	240.5	11:27.358								
6	1	2:12.435 B	33.346	39.929	59.160	240.5	13:39.793								
7	1	3:43.219	2:04.506	42.784	55.929	115.8	17:23.012								
8	1	2:07.513	34.193	40.066	53.254	240.5	19:30.525								
9	1	2:06.250	32.979	40.105	53.166	240.5	21:36.775								
10	1	2:06.510	33.305	39.586	53.619	240.0	23:43.285								
11	1	2:05.820	33.205	39.350	53.265	241.1	25:49.105								
12	1	2:12.525 B	33.215	39.717	59.593	240.5	28:01.630								
13	1	5:43.596	4:07.317	41.170	55.109	114.8	33:45.226								
14	1	2:12.058 B	33.524	39.706	58.828	241.1	35:57.284								



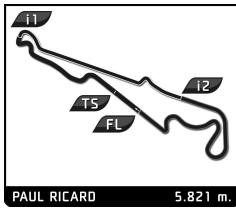


European Le Mans Series
4 Hours of Le Castellet
Free Practice 2

Sector Analysis

Lap under Red Flag															
Lap	D	Time	Sector 1	Sector 2	Sector 3	T. Spd	Elapsed	Lap	D	Time	Sector 1	Sector 2	Sector 3	T. Spd	Elapsed
15	2	3:29.481	1:57.026	39.774	52.681	137.8	39:26.765	27	3	3:12.415	32.533	39.232	2:00.650	238.4	1:02:42.956
16	2	2:04.250	32.734	39.175	52.341	240.0	41:31.015	28	1	2:25.877	49.945	40.291	55.641	146.3	1:05:08.833
17	2	2:03.993	32.614	39.113	52.266	239.5	43:35.008	29	1	2:08.235	34.802	39.679	53.754	239.5	1:07:17.068
18	2	2:06.410	34.029	39.818	52.563	239.5	45:41.418	30	1	2:07.411	33.460	39.667	54.284	240.0	1:09:24.479
19	2	2:05.160	33.133	39.227	52.800	238.9	47:46.578	31	1	2:06.684	33.225	39.651	53.808	240.5	1:11:31.163
20	2	2:04.223	32.768	39.037	52.418	240.5	49:50.801	32	1	3:20.785	34.073	42.129	2:04.583	240.5	1:14:51.948
21	2	2:11.367	32.928	39.155	59.284	241.6	52:02.168	33	1	2:37.366	55.581	43.104	58.681	126.3	1:17:29.314
22	2	4:22.342	2:48.397	41.012	52.933	105.7	56:24.510	34	1	2:06.908	33.776	39.722	53.410	241.1	1:19:36.222
23	2	2:04.215	32.708	39.102	52.405	237.9	58:28.725	35	1	2:05.760	33.138	39.356	53.266	240.0	1:21:41.982
24	2	2:10.519	33.189	39.349	57.981	240.0	1:00:39.244	36	1	2:06.324	33.120	39.412	53.792	241.6	1:23:48.306
25	2	2:03.650	32.502	39.153	51.995	238.4	1:02:42.894	37	1	2:06.160	33.144	39.459	53.557	242.7	1:25:54.466
26	2	2:03.445	32.432	38.750	52.263	240.0	1:04:46.339	38	1	2:06.411	32.996	39.312	54.103	241.1	1:28:00.877
27	2	2:09.995	32.715	38.929	58.351	236.3	1:06:56.334	39	1	2:06.563	33.085	39.452	54.026	240.5	1:30:07.440
28	3	3:30.480	1:57.403	39.530	53.547	147.7	1:10:26.814	59 Racing Spirit of Lemans 1.Clément MATEU 2.Marius FOSSARD 3.Valentin HASSE CLOT Aston Martin Vantage AMR LMG33 LMGT3							
29	3	2:05.537	33.052	39.606	52.879	240.0	1:12:32.351	1	3	3:51.315	2:13.905	42.628	54.782	128.7	3:51.315
30	3	2:04.727	32.823	39.331	52.573	240.5	1:14:37.078	2	3	2:05.456	33.298	39.546	52.612	243.8	5:56.771
31	3	2:05.190	33.378	39.144	52.668	239.5	1:16:42.268	3	3	2:03.073	32.433	38.743	51.897	243.2	7:59.844
32	3	2:04.467	32.858	39.032	52.577	240.5	1:18:46.735	4	3	2:07.692	32.438	38.752	56.502	245.5	10:07.536
33	3	2:05.391	32.733	39.634	53.024	241.1	1:20:52.126	5	3	2:03.948	32.485	38.873	52.590	244.9	12:11.484
34	3	2:04.935	32.763	39.155	53.017	242.7	1:22:57.061	6	3	2:04.367	32.908	38.898	52.561	246.6	14:15.851
35	3	2:05.177	32.768	39.425	52.984	241.6	1:25:02.238	7	3	2:06.172	33.282	39.738	53.152	244.3	16:22.023
36	3	2:05.538	33.141	39.143	53.254	241.6	1:27:07.776	8	3	2:17.001	33.080	43.067	1:00.854	246.6	18:39.024
37	3	2:12.243	33.030	39.175	1:00.038	239.5	1:29:20.019	9	3	4:46.120	32.863	39.060	3:34.197	243.8	23:25.144
38	3	3:03.846	1:13.091	44.738	1:06.017	116.1	1:32:23.865	10	2	2:21.426	49.327	39.232	52.867	148.1	25:46.570
57 Kessel Racing 1.Takeshi KIMURA 2.Mathys JAUBERT 3.Daniel SERRA Ferrari 296 LMG33 Evo LMGT3															
1	2	3:38.085	2:01.773	41.937	54.375	114.4	3:38.085	11	2	2:04.784	32.792	38.951	53.041	243.8	27:51.354
2	2	2:06.679	33.176	39.814	53.689	237.9	5:44.764	12	2	2:04.262	32.785	39.008	52.469	246.0	29:55.616
3	2	2:02.986	32.305	38.834	51.847	240.0	7:47.750	13	2	2:04.715	32.971	39.010	52.734	243.8	32:00.331
4	2	2:05.736	32.777	39.272	53.687	238.9	9:53.486	14	2	2:04.673	32.921	38.947	52.805	244.9	34:05.004
5	2	2:03.818	32.607	39.027	52.184	238.9	11:57.304	15	2	2:06.108	33.524	39.317	53.267	244.9	36:11.112
6	2	2:03.623	32.408	39.020	52.195	239.5	14:00.927	16	2	2:05.242	33.235	39.211	52.796	244.9	38:16.354
7	2	2:04.243	33.107	39.022	52.114	239.5	16:05.170	17	2	2:05.186	32.899	39.272	53.015	244.3	40:21.540
8	2	2:04.497	32.770	39.408	52.319	240.0	18:09.667	18	2	2:05.943	33.053	39.275	53.615	243.8	42:27.483
9	2	2:04.676	33.040	39.309	52.327	239.5	20:14.343	19	2	8:50.393	33.246	39.141	7:38.006	246.0	51:17.876
10	2	2:04.620	32.626	39.586	52.408	238.4	22:18.963	20	1	2:32.576	54.614	41.493	56.469	148.4	53:50.452
11	2	2:04.252	32.688	39.309	52.255	239.5	24:23.215	21	1	2:08.377	34.163	39.815	54.399	242.2	55:58.829
12	2	3:06.926	32.717	39.169	1:55.040	237.9	27:30.141	22	1	2:07.696	34.042	39.655	54.029	241.1	58:06.525
13	3	2:22.113	49.103	39.903	53.107	146.7	29:52.254	23	1	2:08.285	33.980	39.819	54.486	242.2	1:00:14.810
14	3	2:06.500	32.796	39.525	54.179	238.9	31:58.754	24	1	2:09.354	34.092	39.943	55.319	243.2	1:02:24.164
15	3	2:05.032	32.784	39.377	52.874	240.5	34:03.786	25	1	2:08.934	34.071	39.773	55.090	244.9	1:04:33.098
16	3	2:10.409	33.126	39.537	57.746	239.5	36:14.195	26	1	2:08.288	34.026	39.741	54.521	243.2	1:06:41.386
17	3	2:09.375	33.585	39.440	56.350	239.5	38:23.570	27	1	2:59.746	34.036	39.796	1:45.884	242.7	1:09:41.102
18	3	3:11.740	34.274	40.889	1:56.577	239.5	41:35.310	28	1	2:29.112	51.854	41.455	55.803	145.4	1:12:10.214
19	3	2:27.277	51.017	41.983	54.277	142.9	44:02.587	29	1	2:07.681	33.502	39.791	54.388	243.8	1:14:17.895
20	3	2:05.926	32.879	39.364	53.683	238.9	46:08.513	30	1	2:14.913	35.830	41.106	57.977	244.3	1:16:32.808
21	3	2:04.229	32.512	39.408	52.309	237.4	48:12.742	31	1	2:06.728	33.609	39.435	53.684	242.7	1:18:39.536
22	3	2:03.919	32.594	38.979	52.346	238.9	50:16.661	32	1	2:06.562	33.438	39.444	53.680	244.9	1:20:46.098
23	3	2:04.322	32.859	39.088	52.375	237.9	52:20.983	33	1	2:05.728	33.270	39.217	53.241	245.5	1:22:51.826
24	3	2:03.972	32.471	39.200	52.301	238.9	54:24.955	34	1	3:03.538	33.472	39.435	1:50.631	244.3	1:25:55.364
25	3	3:04.469	33.257	39.260	1:48.652	240.0	57:26.124	35	3	2:21.457	48.938	39.499	53.020	149.0	1:28:16.821
26	3	2:04.417	32.679	39.205	52.533	237.9	59:30.541	36	3	2:04.810	32.693	39.208	52.909	243.8	1:30:21.631





European Le Mans Series

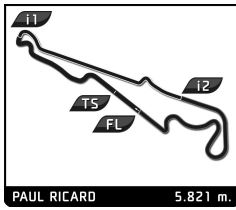
4 Hours of Le Castellet

Free Practice 2

Sector Analysis

Lap under Red Flag Invalidated Lap Personal Best Session Best Crossing the pit lane

Lap	D	Time	Sector 1	Sector 2	Sector 3	T. Spd	Elapsed	Lap	D	Time	Sector 1	Sector 2	Sector 3	T. Spd	Elapsed
62 Team Qatar by Iron Lynx Mercedes-AMG LMG T3															
1.Abdulla Ali AL-KHELAIFI 3.Maxime MARTIN LMG T3															
2.Julian HANSES															
1	3	4:02.365	2:24.163	42.633	55.569	135.0	4:02.365	12	2	2:06.072	33.309	39.452	53.311	241.6	28:26.774
2	3	2:11.193	33.443	40.032	57.718	240.0	6:13.558	13	2	2:05.459	33.362	39.271	52.826	242.2	30:32.233
3	3	2:05.795	32.716	40.651	52.428	242.2	8:19.353	14	2	2:05.608	33.029	39.645	52.934	241.1	32:37.841
4	3	2:05.964	33.757	39.487	52.720	243.8	10:25.317	15	2	2:07.284	33.027	39.741	54.516	240.5	34:45.125
5	3	2:04.298	32.785	39.211	52.302	242.7	12:29.615	16	2	2:13.015	33.730	40.162	59.123	241.6	36:58.140
6	3	2:04.382	32.811	39.134	52.437	242.7	14:33.997	17	2	2:07.259	33.333	39.786	54.140	240.5	39:05.399
7	3	2:11.595	33.159	39.689	58.747	241.6	16:45.592	18	2	2:06.711	33.384	39.298	54.029	242.2	41:12.110
8	1	4:09.383	2:36.566	39.850	52.967	148.6	20:54.975	19	2	2:10.335	33.833	39.420	57.982	242.2	43:22.445
9	1	2:06.323	33.375	39.969	52.979	242.2	23:01.298	20	2	2:05.533	33.238	39.363	52.932	242.2	45:27.978
10	1	2:06.204	33.320	39.821	53.063	242.2	25:07.502	21	2	2:21.821	33.345	39.340	1:09.136	241.1	47:49.799
11	1	2:05.862	33.019	39.777	53.066	241.6	27:13.364	22	1	5:05.057	3:29.817	40.831	54.409	151.5	52:54.856
12	1	2:12.380	33.063	40.061	59.256	243.8	29:25.744	23	1	2:08.202	33.641	40.094	54.467	241.1	55:03.058
13	1	4:17.418	2:41.537	42.071	53.810	139.5	33:43.162	24	1	2:07.256	33.353	39.779	54.124	240.5	57:10.314
14	1	2:06.494	33.352	39.795	53.347	240.0	35:49.656	25	1	2:08.055	34.436	39.579	54.040	240.5	59:18.369
15	1	2:05.372	33.200	39.662	52.540	240.5	37:55.028	26	1	2:06.753	33.340	39.493	53.920	239.5	1:01:25.122
16	1	2:05.152	32.928	39.666	52.558	240.5	40:00.180	27	1	2:06.526	33.436	39.540	53.550	241.1	1:03:31.648
17	1	2:06.895	32.998	39.482	54.415	241.6	42:07.075	28	1	2:13.528	33.769	40.037	59.722	240.0	1:05:45.176
18	1	2:13.653	33.343	39.434	1:00.876	243.8	44:20.728	29	1	4:56.871	3:21.760	41.307	53.804	146.1	1:10:42.047
19	2	3:33.874	2:00.753	39.789	53.332	145.7	47:54.602	30	1	2:14.863	33.176	39.271	1:02.416	240.0	1:12:56.910
20	2	2:06.932	33.329	39.607	53.996	240.0	50:01.534	31	1	2:06.000	33.107	39.599	53.294	240.5	1:15:02.910
21	2	2:05.325	33.001	39.389	52.935	242.2	52:06.859	32	1	2:11.969	33.511	39.416	59.042	240.5	1:17:14.879
22	2	2:06.614	33.915	39.606	53.093	241.1	54:13.473	33	1	2:06.623	33.349	39.610	53.664	241.1	1:19:21.502
23	2	2:05.539	32.982	39.536	53.021	240.0	56:19.012	34	1	2:06.559	33.568	39.446	53.545	240.5	1:21:28.061
24	2	2:06.681	34.190	39.502	52.989	240.0	58:25.693	35	1	2:05.545	33.083	39.310	53.152	242.7	1:23:33.606
25	2	2:05.828	33.093	39.668	53.067	240.0	1:00:31.521	36	1	2:12.190	33.196	39.710	59.284	243.8	1:25:45.796
26	2	2:05.910	33.104	39.666	53.140	240.0	1:02:37.431	37	2	3:18.906	1:45.807	39.628	53.471	148.6	1:29:04.702
27	2	2:12.576	33.619	39.572	59.385	238.9	1:04:50.007	38	2	2:06.084	33.032	39.468	53.584	242.2	1:31:10.786
28	2	8:22.792	6:49.554	39.687	53.551	132.5	1:13:12.799	68 M Racing Ligier JS P325 - Toyota							
29	2	2:05.762	33.373	39.387	53.002	241.6	1:15:18.561	1.Nick ADCOCK 3.Thomas IMBOURG LMP3							
30	2	2:06.277	32.989	39.282	54.006	241.6	1:17:24.838	2.Quentin ANTANEL							
31	2	2:05.696	33.103	39.411	53.182	243.2	1:19:30.534	1	1	3:47.783	1:39.466	57.928	1:10.389	82.3	3:47.783
32	2	2:06.627	33.213	39.839	53.575	243.2	1:21:37.161	2	1	2:49.025	54.752	49.569	1:04.704	123.9	6:36.808
33	2	2:07.992	34.127	39.782	54.083	243.8	1:23:45.153	3	3	4:08.528	2:22.436	46.871	59.221	107.5	10:45.336
34	2	2:08.076	34.064	40.525	53.487	244.3	1:25:53.229	4	3	2:20.303	35.687	41.701	1:02.915	239.5	13:05.639
35	2	2:06.537	33.143	39.496	53.898	243.8	1:27:59.766	5	2	4:10.023	2:18.227	45.947	1:05.849	133.8	17:15.662
36	2	2:06.056	33.022	39.759	53.275	242.7	1:30:05.822	6	1	4:00.160	2:19.509	43.918	56.733	113.8	21:15.822
63 Iron Lynx Mercedes-AMG LMG T3															
1.Ameerh NARAN 3.Sergio SETTE CAMARA LMG T3															
2.Rui ANDRADE															
1	3	3:10.449	1:30.877	43.143	56.429	129.3	3:10.449	7	1	2:10.864	35.426	40.727	54.711	246.6	23:26.686
2	3	2:05.586	33.157	39.585	52.844	240.5	5:16.035	8	1	2:07.683	34.158	39.743	53.782	245.5	25:34.369
3	3	2:04.567	32.668	39.317	52.582	241.6	7:20.602	9	1	2:07.147	33.813	39.590	53.744	246.6	27:41.516
4	3	2:07.248	32.775	41.930	52.543	240.0	9:27.850	10	1	2:07.989	34.032	40.233	53.724	248.8	29:49.505
5	3	2:05.027													



European Le Mans Series

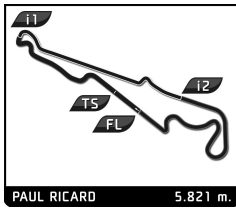
4 Hours of Le Castellet

Free Practice 2

Sector Analysis

Lap	D	Time	Sector 1	Sector 2	Sector 3	T. Spd	Elapsed	Lap	D	Time	Sector 1	Sector 2	Sector 3	T. Spd	Elapsed
24	3	2:01.422	32.016	38.154	51.252	247.1	1:02:48.714	38	3	2:20.754	49.083	39.108	52.563	145.7	1:28:19.238
25	3	2:00.805	32.024	37.913	50.868	249.4	1:04:49.519	39	3	2:05.281	33.110	39.674	52.497	239.5	1:30:24.519
26	3	2:02.014	32.178	37.854	51.982	248.8	1:06:51.533	75 Proton Competition Porsche 911 GT3 R LMGT3 1. Matthew KURZEJEWSKI 3. Richard LIETZ LMGT3 2. Thomas SARGENT							
27	3	2:03.718	32.084	38.052	53.582	249.4	1:08:55.251	1	1	4:00.760	2:13.112	46.141	1:01.507	114.9	4:00.760
28	3	2:10.669	B 32.231	37.994	1:00.444	251.2	1:11:05.920	2	1	2:15.809	34.198	40.939	1:00.672	240.0	6:16.569
29	2	4:36.167	3:05.962	38.429	51.776	152.3	1:15:42.087	3	1	2:05.945	33.340	39.584	53.051	240.5	8:22.514
30	2	2:02.029	32.426	38.115	51.488	248.3	1:17:44.116	4	1	2:05.852	33.255	39.441	53.156	240.0	10:28.366
31	2	2:01.273	32.020	38.025	51.228	251.2	1:19:45.389	5	1	2:05.257	32.944	39.398	52.948	240.0	12:33.623
32	2	2:01.727	32.156	38.075	51.496	250.0	1:21:47.116	6	1	2:05.507	33.190	39.405	52.912	239.5	14:39.130
33	2	2:10.448	32.364	38.509	59.575	251.7	1:23:57.564	7	1	2:06.150	33.061	39.509	53.580	239.5	16:45.280
34	2	2:01.902	32.201	38.183	51.518	252.3	1:25:59.466	8	1	2:12.535	B 33.244	39.496	59.795	240.0	18:57.815
35	2	2:03.490	32.183	38.758	52.549	251.7	1:28:02.956	9	2	3:49.155	2:16.742	39.579	52.834	146.1	22:46.970
36	2	2:03.867	32.264	38.901	52.702	252.9	1:30:06.823	10	2	2:04.604	32.870	39.113	52.621	239.5	24:51.574
74 Kessel Racing Ferrari 296 LMGT3 Evo 1. Andrew GILBERT 3. Romain LEROUX LMGT3 2. Fran RUEDA								11	2	2:04.556	32.770	39.194	52.592	239.5	26:56.130
1	3	3:48.917	2:08.990	44.464	55.463	116.4	3:48.917	12	2	2:09.674	33.397	41.749	54.528	241.1	29:05.804
2	3	2:04.841	33.050	39.199	52.592	237.9	5:53.758	13	2	2:05.666	33.049	39.528	53.089	243.2	31:11.470
3	3	2:04.325	32.843	39.193	52.289	236.8	7:58.083	14	2	2:12.436	B 33.095	40.155	59.186	240.5	33:23.906
4	3	2:07.563	35.068	39.595	52.900	238.4	10:05.646	15	2	3:46.708	2:14.105	39.502	53.101	146.5	37:10.614
5	3	2:05.478	32.896	39.297	53.285	237.4	12:11.124	16	2	2:06.501	33.784	39.836	52.881	239.5	39:17.115
6	3	2:06.349	32.740	39.985	53.624	238.4	14:17.473	17	2	2:05.286	32.874	39.602	52.810	239.5	41:22.401
7	3	2:10.399	32.826	39.713	57.860	238.4	16:27.872	18	2	2:11.416	B 32.977	39.415	59.024	239.5	43:33.817
8	3	2:05.785	32.911	39.459	53.415	238.4	18:33.657	19	3	3:38.541	2:04.501	40.212	53.828	145.9	47:12.358
9	3	2:05.526	33.278	39.554	52.694	238.4	20:39.183	20	3	2:06.315	33.478	39.656	53.181	238.9	49:18.673
10	3	2:05.466	33.348	39.415	52.703	238.9	22:44.649	21	3	2:06.708	33.292	39.892	53.524	238.9	51:25.381
11	3	2:05.244	33.059	39.409	52.776	237.4	24:49.893	22	3	2:06.033	33.334	39.605	53.994	239.5	53:31.414
12	3	2:05.461	32.897	39.383	53.181	238.4	26:55.354	23	3	2:08.809	35.975	39.706	53.128	237.9	55:40.223
13	3	2:08.162	33.958	40.674	53.530	240.0	29:03.516	24	3	2:05.864	33.113	39.406	53.345	238.4	57:46.087
14	3	3:15.553	B 33.011	39.567	2:02.975	238.4	32:19.069	25	3	2:06.399	33.028	39.499	53.872	238.4	59:52.486
15	1	2:27.229	50.513	40.958	55.758	143.0	34:46.298	26	3	2:05.791	32.907	39.418	53.466	239.5	1:01:58.277
16	1	2:09.010	34.105	40.366	54.539	238.9	36:55.308	27	3	2:12.616	34.036	42.101	56.479	240.0	1:04:10.893
17	1	2:08.158	33.925	40.031	54.202	237.4	39:03.466	28	3	2:05.674	32.886	39.559	53.229	240.5	1:06:16.567
18	1	2:07.934	33.853	39.985	54.096	237.9	41:11.400	29	3	2:05.672	33.050	39.535	53.087	238.9	1:08:22.239
19	1	2:07.749	33.633	39.860	54.226	237.9	43:19.119	30	3	2:12.192	B 32.945	39.434	59.816	240.5	1:10:34.431
20	1	2:07.760	33.581	40.480	53.699	237.9	45:26.879	31	1	4:41.734	3:01.419	41.559	58.756	143.0	1:15:16.165
21	1	2:06.948	33.684	39.496	53.768	237.4	47:33.827	32	1	2:06.703	33.500	40.079	53.124	238.4	1:17:22.868
22	1	2:07.363	33.853	39.713	53.797	238.4	49:41.190	33	1	2:06.766	33.736	39.527	53.503	240.0	1:19:29.634
23	1	2:07.481	33.508	39.663	54.310	238.4	51:48.671	34	1	2:06.765	33.365	39.486	53.914	240.0	1:21:36.399
24	1	2:06.745	33.269	39.755	53.721	237.9	53:55.416	35	1	2:07.895	33.031	40.161	54.703	241.6	1:23:44.294
25	1	3:34.812	B 33.884	39.506	2:21.422	238.4	57:30.228	36	1	2:07.326	34.258	39.646	53.422	243.8	1:25:51.620
26	2	2:23.889	48.321	39.422	56.146	151.5	59:54.117	37	1	2:12.563	33.398	39.385	59.780	243.8	1:28:04.183
27	2	2:05.502	32.951	39.265	53.286	239.5	1:01:59.619	38	1	2:05.934	33.129	39.602	53.203	240.0	1:30:10.117
28	2	2:06.080	33.971	39.313	52.796	239.5	1:04:05.699	77 Proton Competition Porsche 911 GT3 R LMGT3 1. BANKCY 3. Joel STURM LMGT3 2. Huub VAN EIJNDHOVEN							
29	2	2:05.308	32.969	39.326	53.013	239.5	1:06:11.007	1	1	3:22.791	1:39.754	44.716	58.321	126.0	3:22.791
30	2	2:06.753	33.674	39.583	53.496	238.4	1:08:17.760	2	1	2:09.358	34.887	40.366	54.405	240.0	5:32.149
31	2	2:06.042	33.252	39.535	53.225	240.0	1:10:23.772	3	1	2:08.557	34.292	40.219	54.046	243.2	7:40.706
32	2	3:36.245	B 35.229	41.438	2:19.578	239.5	1:14:00.017	4	1	2:08.385	33.876	40.366	54.143	241.1	9:49.091
33	1	2:37.113	54.547	44.187	58.379	130.0	1:16:37.130	5	1	2:09.666	34.028	40.347	55.294	239.5	11:58.757
34	1	2:05.775	33.042	39.419	53.314	238.4	1:18:42.905	6	1	2:07.742	33.536	39.982	54.224	239.5	14:06.499
35	1	2:05.883	33.204	39.467	53.212	238.4	1:20:48.788	7	1	2:07.743	33.430	39.957	54.326	239.5	16:14.212
36	1	2:05.223	33.094	39.173	52.956	240.0	1:22:54.011								
37	1	3:04.473	B 33.219	39.438	1:51.816	238.9	1:25:58.484								





European Le Mans Series

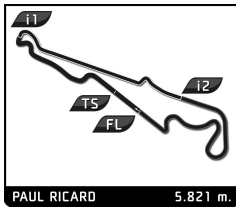
4 Hours of Le Castellet

Free Practice 2

Sector Analysis

Lap under Red Flag													Invalidated Lap	Personal Best	Session Best	B Crossing the pit lane
Lap	D	Time	Sector 1	Sector 2	Sector 3	T. Spd	Elapsed	Lap	D	Time	Sector 1	Sector 2	Sector 3	T. Spd	Elapsed	
8	1	2:06.716	33.332	39.752	53.632	240.0	18:20.928	21	1	1:56.387	31.387	36.096	48.904	275.5	44:36.787	
9	1	2:08.224	33.415	40.229	54.580	239.5	20:29.152	22	1	1:56.060	30.951	36.085	49.024	275.5	46:32.847	
10	1	2:13.441	B	33.603	39.996	59.842	240.0	22:42.593	23	1	1:55.342	30.798	35.914	48.630	275.5	48:28.189
11	3	4:11.656	2:37.069	40.630	53.957	140.1	26:54.249	24	1	1:57.898	31.154	36.494	50.250	274.8	50:26.087	
12	3	2:07.199	34.186	39.769	53.244	240.0	29:01.448	25	1	1:57.082	32.241	36.349	48.522	277.6	52:23.169	
13	3	2:05.773	33.114	39.694	52.965	238.4	31:07.221	26	1	1:55.405	30.972	36.420	48.013	275.5	54:18.574	
14	3	2:05.251	32.967	39.357	52.927	239.5	33:12.472	27	1	1:54.201	30.512	35.491	48.198	275.5	56:12.775	
15	3	2:05.537	32.635	39.512	53.390	239.5	35:18.009	28	1	2:01.475	B	30.603	35.777	55.095	274.1	58:14.250
16	3	2:05.466	32.647	39.557	53.262	239.5	37:23.475	29	2	4:43.345	3:18.971	35.892	48.482	163.4	1:02:57.595	
17	3	2:04.832	32.855	39.371	52.606	239.5	39:28.307	30	2	1:52.728	29.850	35.111	47.767	274.1	1:04:50.323	
18	3	2:05.342	32.804	39.328	53.210	240.0	41:33.649	31	2	1:52.938	30.003	35.132	47.803	276.2	1:06:43.261	
19	3	2:04.639	32.717	39.352	52.570	240.0	43:38.288	32	2	2:00.142	B	30.521	34.988	54.633	275.5	1:08:43.403
20	3	2:04.737	32.938	39.357	52.442	239.5	45:43.025	33	2	4:51.820	3:28.697	35.504	47.619	162.7	1:13:35.223	
21	3	2:11.152	B	33.222	39.345	58.585	238.9	47:54.177	34	2	1:51.731	29.612	34.937	47.182	275.5	1:15:26.954
22	2	3:39.028	2:06.409	39.480	53.139	146.3	51:33.205	35	2	2:02.118	B	30.339	36.293	55.486	275.5	1:17:29.072
23	2	2:06.249	33.966	39.308	52.975	240.5	53:39.454	36	2	4:08.675	2:44.107	35.507	49.061	165.9	1:21:37.747	
24	2	2:06.218	34.008	39.288	52.922	240.5	55:45.672	37	2	1:56.494	30.966	37.674	47.854	276.2	1:23:34.241	
25	2	2:05.753	32.858	39.784	53.111	239.5	57:51.425	38	2	1:51.975	29.645	34.866	47.464	276.9	1:25:26.216	
26	2	2:05.962	33.392	39.558	53.012	238.9	59:57.387	39	2	1:52.606	29.743	35.046	47.817	276.9	1:27:18.822	
27	2	2:05.198	32.629	39.715	52.854	239.5	1:02:02.585	40	2	1:55.762	29.774	34.912	51.076	275.5	1:29:14.584	
28	2	2:05.511	32.926	39.526	53.059	240.5	1:04:08.096	41	2	1:55.951	32.788	35.207	47.956	277.6	1:31:10.535	
29	2	2:05.089	32.967	39.194	52.928	241.1	1:06:13.185	85 R-race GP Duqueine D09 - Toyota LMP3								
30	2	2:05.057	32.717	39.259	53.081	240.0	1:08:18.242	1.Fabien MICHAL 3.Hugo SCHWARZE								
31	2	2:11.474	B	32.933	39.824	58.717	242.7	1:10:29.716	2.Pierre-Alexandre PROVOS							
32	1	4:26.123	2:43.526	44.931	57.666	87.7	1:14:55.839	1	2	10:16.731	8:36.501	43.440	56.790	124.7	10:16.731	
33	1	2:12.536	34.741	41.537	56.258	204.2	1:17:08.375	2	2	2:09.797	35.342	40.129	54.326	228.8	12:26.528	
34	1	2:06.902	33.678	39.672	53.552	240.5	1:19:15.277	3	2	2:03.845	33.037	38.551	52.257	247.7	14:30.373	
35	1	2:13.353	B	33.661	39.427	1:00.265	240.5	1:21:28.630	4	2	2:01.839	32.276	38.291	51.272	248.8	16:32.212
36	1	7:30.387	5:55.773	40.532	54.082	136.2	1:28:59.017	5	2	2:01.766	32.243	38.219	51.304	249.4	18:33.978	
37	1	2:06.578	33.479	39.604	53.495	242.2	1:31:05.595	6	2	2:03.758	32.315	39.296	52.147	252.3	20:37.736	
83 AF Corse Oreca 07 - Gibson LMP2 Pro/Am																
1.François PERRODO 3.Antonio FUOCO																
2.Matthieu VAXIVIERE																
1	3	2:42.853	1:13.779	39.573	49.501	114.6	2:42.853	7	2	2:01.030	32.075	38.058	50.897	249.4	22:38.766	
2	3	1:53.889	30.085	35.888	47.916	271.4	4:36.742	8	2	2:00.441	31.989	37.742	50.710	248.3	24:39.207	
3	3	1:50.624	29.313	34.693	46.618	276.2	6:27.366	9	2	2:04.714	32.847	38.030	53.837	248.3	26:43.921	
4	3	1:51.997	29.271	34.809	47.917	276.9	8:19.363	10	2	2:07.689	34.868	37.891	57.930	248.8	28:51.610	
5	3	1:54.251	30.022	34.754	49.475	276.9	10:13.614	11	3	11:43.136	...	39.167	53.228	149.6	40:34.746	
6	3	2:00.280	B	29.850	35.423	55.007	277.6	12:13.894	12	3	2:03.041	32.437	38.601	52.003	246.6	42:37.787
7	3	3:25.118	2:02.802	35.217	47.099	173.6	15:39.012	13	3	2:01.796	32.251	38.553	50.992	247.7	44:39.583	
8	3	1:51.163	29.181	34.675	47.307	276.9	17:30.175	14	3	2:01.423	31.962	38.156	51.305	248.8	46:41.006	
9	3	1:51.682	29.710	34.498	47.474	276.9	19:21.857	15	3	2:02.303	32.602	38.361	51.340	247.1	48:43.309	
10	3	1:52.344	29.334	35.069	47.941	278.4	21:14.201	16	3	2:01.349	32.021	38.125	51.203	249.4	50:44.658	
11	3	1:51.897	30.398	34.685	46.814	276.9	23:06.098	17	3	2:01.803	32.355	38.641	50.807	249.4	52:46.461	
12	3	1:51.688	29.226	34.753	47.709	277.6	24:57.786	18	3	2:01.031	31.696	38.219	51.116	247.7	54:47.492	
13	3	1:53.987	29.475	34.646	49.866	276.9	26:51.773	19	3	2:01.531	34.840	37.981	51.740	248.8	56:49.023	
14	3	1:50.921	29.546	34.587	46.788	276.2	28:42.694	20	3	2:02.302	32.317	38.010	51.975	248.3	58:51.325	
15	3	1:59.557	B	29.249	34.521	55.787	279.1	30:42.251	21	3	2:00.930	31.828	38.077	51.025	247.7	1:00:52.255
16	1	4:06.142	2:39.487	36.134	50.521	159.5	34:48.393	22	3	2:06.572	B	31.934	38.079	56.559	248.3	1:02:58.827
17	1	2:01.917	32.442	38.557	50.918	276.9	36:50.310	23	1	4:15.227	2:44.218	39.080	51.929	146.5	1:07:14.054	
18	1	1:58.385	31.362	37.234	49.789	274.8	38:48.695	24	1	2:03.118	33.202	38.515	51.401	249.4	1:09:17.172	
19	1	1:56.015	30.793	36.322	48.900	274.8	40:44.710	25	1	2:02.924	32.348	38.276	52.300	250.0	1:11:20.096	
20	1	1:55.690	31.101	35.904	48.688	274.8	42:40.400	26	1	2:02.766	32.663	38.387	51.716	250.6	1:13:22.862	
								27	1	2:01.677	32.090	38.374	51.213	251.2	1:15:24.539	
								28	1	2:03.136	32.206	38.297	52.633	248.8	1:17:27.675	
								29	1	2:03.371	32.303	38.305	52.763	253.5	1:19:31.046	





European Le Mans Series

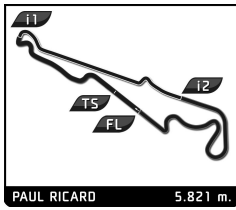
4 Hours of Le Castellet

Free Practice 2

Sector Analysis

Lap under Red Flag								Invalidated Lap		Personal Best		Session Best		B Crossing the pit lane	
Lap	D	Time	Sector 1	Sector 2	Sector 3	T. Spd	Elapsed	Lap	D	Time	Sector 1	Sector 2	Sector 3	T. Spd	Elapsed
30	1	2:04.798	33.349	38.490	52.959	251.2	1:21:35.844	4	2	1:51.957	29.932	35.007	47.018	276.2	9:12.504
31	1	2:04.890	33.199	39.565	52.126	251.7	1:23:40.734	5	2	1:53.175	30.367	35.337	47.471	278.4	11:05.679
32	1	2:02.474	32.495	38.134	51.845	253.5	1:25:43.208	6	2	1:52.481	29.931	35.085	47.782	279.1	12:58.160
33	1	2:03.875	32.345	38.131	53.399	251.2	1:27:47.083	7	2	1:53.026	29.931	34.909	48.186	278.4	14:51.186
34	1	2:03.347	32.259	38.449	52.639	249.4	1:29:50.430	8	2	1:53.894	30.767	35.340	47.817	276.9	16:45.080
35	1	2:09.194	32.791	38.450	57.953	252.9	1:31:59.624	9	2	1:52.728	30.253	34.900	47.575	276.9	18:37.808
86 GR Racing Ferrari 296 LMG T3 Evo 1. Michael WAINWRIGHT 3. Mex JANSEN 2. Lorcan HANAFIN LMG T3								10 2 1:53.898 30.401 36.060 47.437 277.6 20:31.706 11 2 1:52.379 30.142 34.900 47.337 278.4 22:24.085 12 2 1:59.261 30.446 34.728 54.087 276.9 24:23.346 13 1 4:47.741 3:18.750 39.515 49.476 152.8 29:11.087 14 1 2:00.419 32.287 38.189 49.943 276.2 31:11.506 15 1 1:56.851 31.433 36.445 48.973 276.2 33:08.357 16 1 1:55.118 30.913 35.718 48.487 276.2 35:03.475 17 1 1:55.210 30.774 35.657 48.779 274.8 36:58.685 18 1 1:57.930 30.984 36.904 50.042 276.9 38:56.615 19 1 1:57.288 31.965 36.326 48.997 277.6 40:53.903 20 1 1:55.837 31.559 35.600 48.678 276.2 42:49.740 21 1 1:57.178 30.864 36.114 50.200 276.2 44:46.918 22 1 1:55.759 30.887 35.784 49.088 276.2 46:42.677 23 1 1:56.387 31.793 35.927 48.667 276.9 48:39.064 24 1 2:05.897 32.630 36.506 56.761 277.6 50:44.961 25 3 4:48.201 3:22.981 36.078 49.142 92.0 55:33.162 26 3 2:01.324 30.797 35.755 54.772 273.4 57:34.486 27 3 1:54.225 30.270 35.356 48.599 274.8 59:28.711 28 3 1:54.053 30.129 35.562 48.362 274.8 1:01:22.764 29 3 1:52.809 30.019 35.115 47.675 275.5 1:03:15.573 30 3 1:54.941 30.714 35.888 48.339 275.5 1:05:10.514 31 3 1:54.711 31.546 35.244 47.921 274.8 1:07:05.225 32 3 1:59.842 30.270 35.204 54.368 276.2 1:09:05.067 33 3 6:45.590 5:22.192 35.590 47.808 160.0 1:15:50.657 34 3 1:53.309 29.966 35.213 48.130 275.5 1:17:43.966 35 3 1:52.813 29.902 35.156 47.755 276.9 1:19:36.779 36 3 1:55.625 30.176 36.246 49.203 276.2 1:21:32.404 37 3 1:58.409 30.077 35.109 53.223 277.6 1:23:30.813 38 3 1:53.408 30.029 35.363 48.016 277.6 1:25:24.221 39 3 1:53.326 29.946 35.175 48.205 276.9 1:27:17.547 40 3 1:58.084 30.180 35.170 52.734 275.5 1:29:15.631 41 3 1:57.851 34.066 35.657 48.128 279.1 1:31:13.482							
88 Proton Competition Oreca 07 - Gibson 1. Horst FELBERMAYR 3. Rene BINDER 2. Horst Felix FELBERMAYR LMP2 Pro/Am								99 AO by TF Oreca 07 - Gibson 1. PJ HYETT 3. Dane CAMERON 2. Jonny EDGAR LMP2 Pro/Am							
1	2	3:24.661	1:43.477	44.909	56.275	139.9	3:24.661	1	2	3:24.661	1:53.414	40.171	51.076	133.0	3:24.661
2	2	2:07.739	34.290	39.979	53.470	239.5	5:32.400	2	2	1:56.493	31.628	36.092	48.773	273.4	5:21.154
3	2	2:06.980	33.546	39.551	53.883	243.2	7:39.380	3	2	1:51.737	29.703	34.988	47.046	275.5	7:12.891
4	2	2:05.418	33.529	39.513	52.376	238.9	9:44.798	4	2	1:53.177	29.890	34.988	48.299	274.1	9:06.068
5	2	2:04.337	32.526	39.355	52.456	240.5	11:49.135	5	2	1:53.914	29.669	34.860	49.385	275.5	10:59.982
6	2	2:04.246	32.685	39.254	52.307	240.0	13:53.381	6	2	1:52.354	29.564	34.720	48.070	277.6	12:52.336
7	2	4:14.472	32.933	39.138	3:02.401	239.5	18:07.853	7	2	1:51.067	29.610	34.609	46.848	275.5	14:43.403
8	1	2:36.702	56.371	44.908	55.423	121.8	20:44.555	8	2	1:52.692	30.547	34.910	47.235	275.5	16:36.095
9	1	2:08.173	34.199	40.115	53.859	238.9	22:52.728	9	2	1:51.788	29.825	34.663	47.300	276.9	18:27.883
10	1	2:08.302	34.027	39.985	54.290	239.5	25:01.030	10	2	1:52.795	30.447	35.434	46.914	276.2	20:20.678
11	1	2:06.947	33.399	39.866	53.682	238.9	27:07.977	11	2	1:52.939	29.681	35.557	47.701	275.5	22:13.617
12	1	2:08.353	33.764	39.878	54.711	239.5	29:16.330	12	2	1:50.953	29.656	34.662	46.635	275.5	24:04.570
13	1	2:06.089	33.207	39.484	53.398	239.5	31:22.419								
14	1	2:07.121	33.065	39.728	54.328	240.5	33:29.540								
15	1	2:59.360	34.407	40.575	1:44.378	240.0	36:28.900								
16	1	2:25.789	50.541	41.077	54.171	140.8	38:54.689								
17	1	2:08.967	34.780	39.792	54.395	238.4	41:03.656								
18	1	2:08.234	33.793	40.164	54.274	238.4	43:11.887								
19	1	2:07.706	33.624	40.160	53.922	239.5	45:19.593								
20	1	2:07.601	33.671	39.864	54.066	237.9	47:27.194								
21	1	2:08.315	34.171	39.817	54.327	238.9	49:35.509								
22	1	2:07.280	33.391	39.917	53.972	239.5	51:42.789								
23	1	3:34.991	35.336	40.127	2:19.528	238.9	55:17.780								
24	3	2:21.489	49.048	39.357	53.084	148.4	57:39.269								
25	3	2:04.334	32.694	39.053	52.587	238.9	59:43.603								
26	3	2:08.735	32.896	39.877	55.962	240.0	1:01:52.338								
27	3	2:04.284	32.723	39.043	52.518	239.5	1:03:56.622								
28	3	2:05.011	32.912	39.070	53.029	239.5	1:06:01.633								
29	3	2:04.298	32.657	39.121	52.520	239.5	1:08:05.931								
30	3	2:04.342	32.554	39.156	52.632	240.5	1:10:10.273								
31	3	2:04.523	32.506	39.158	52.859	240.5	1:12:14.796								
32	3	3:27.450	34.505	40.255	2:12.690	241.1	1:15:42.246								
33	2	2:21.909	48.788	39.294	53.827	147.5	1:18:04.155								
34	2	2:04.591	32.673	39.129	52.789	241.1	1:20:08.746								
35	2	2:04.514	32.797	39.208	52.509	240.5	1:22:13.260								
36	2	2:04.536	32.608	39.325	52.603	241.1	1:24:17.796								
37	2	2:04.608	32.549	39.282	52.777	241.6	1:26:22.404								
38	2	2:31.279	33.176	39.359	1:18.744	240.0	1:28:53.683								





European Le Mans Series
4 Hours of Le Castellet
Free Practice 2

Sector Analysis

Lap under Red Flag Invalidated Lap ■ Personal Best ■ Session Best **B** Crossing the pit lane

Lap	D	Time	Sector 1	Sector 2	Sector 3	T. Spd	Elapsed	Lap	D	Time	Sector 1	Sector 2	Sector 3	T. Spd	Elapsed
13	2	1:57.699	B	29.614	34.667	53.418	274.1	26:02.269							
14	3	3:27.063		2:04.041	35.282	47.740	164.6	29:29.332							
15	3	1:53.174		30.517	34.945	47.712	275.5	31:22.506							
16	3	1:54.549		30.571	35.938	48.040	275.5	33:17.055							
17	3	1:53.297		30.476	35.165	47.656	276.2	35:10.352							
18	3	1:52.364		29.840	34.971	47.553	274.8	37:02.716							
19	3	1:54.385		30.653	35.578	48.154	277.6	38:57.101							
20	3	1:56.927		31.899	36.046	48.982	276.9	40:54.028							
21	3	1:52.876		30.478	34.923	47.475	275.5	42:46.904							
22	3	1:52.774		30.436	34.859	47.479	277.6	44:39.678							
23	3	1:52.197		29.761	34.865	47.571	276.9	46:31.875							
24	3	1:53.507		29.841	34.982	48.684	276.2	48:25.382							
25	3	1:53.059		30.566	34.756	47.737	276.9	50:18.441							
26	3	1:59.245	B	30.705	34.950	53.590	277.6	52:17.686							
27	1	3:28.023		2:02.295	36.266	49.462	157.9	55:45.709							
28	1	1:56.177		31.311	35.886	48.980	273.4	57:41.886							
29	1	4:56.399		31.330	36.462	48.607	273.4	59:38.285							
30	1	1:56.357		31.189	36.033	49.135	272.7	1:01:34.642							
31	1	4:56.854		30.735	35.548	50.571	272.7	1:03:31.496							
32	1	1:56.521		31.323	36.444	48.754	272.0	1:05:28.017							
33	1	1:55.600		31.117	35.867	48.616	273.4	1:07:23.617							
34	1	1:58.876		31.490	37.125	50.261	274.1	1:09:22.493							
35	1	1:56.399		30.880	36.003	49.516	274.8	1:11:18.892							
36	1	1:56.288		30.783	36.013	49.492	274.1	1:13:15.180							
37	1	1:57.536		31.305	36.993	49.238	274.8	1:15:12.716							
38	1	1:57.897		31.504	35.824	50.569	273.4	1:17:10.613							
39	1	1:55.764		31.081	35.808	48.875	275.5	1:19:06.377							
40	1	1:54.826		30.561	35.620	48.645	274.1	1:21:01.203							
41	1	1:54.959		30.552	35.318	49.089	275.5	1:22:56.162							
42	1	1:56.875		31.479	36.874	48.522	276.2	1:24:53.037							
43	1	1:56.950		30.417	36.771	49.762	276.2	1:26:49.987							
44	1	1:55.380		30.353	35.926	49.101	274.8	1:28:45.367							
45	1	2:03.192	B	30.667	35.774	56.751	276.9	1:30:48.559							

