

European Le Mans Series

4 Hours of Imola

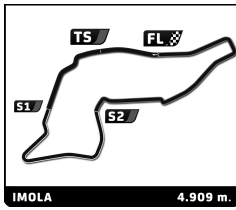
Bronze Driver Collective Test

Sector Analysis

Lap under Red Flag Invalidated Lap Personal Best Session Best Crossing the pit lane

Lap	D	Time	Sector 1	Sector 2	Sector 3	T. Spd	Elapsed	Lap	D	Time	Sector 1	Sector 2	Sector 3	T. Spd	Elapsed	
3	DKR Engineering Oreca 07 - Gibson															
	1.Jean GLORIEUX 3.Maceo CAPIETTO LMP2 Pro/Am															
	2.Marlon HERNANDEZ															
	1	1	2:18.510	49.378	39.283	49.849	157.7	2:18.510	14	1	1:41.234	21.104	33.191	46.939	266.6	27:49.315
	2	1	1:39.817	20.653	31.943	47.221	288.4	3:58.327	15	1	1:43.536	21.203	34.045	48.288	266.6	29:32.851
	3	1	1:37.423	19.948	31.826	45.649	292.4	5:35.750	16	1	1:44.885	22.021	33.495	49.369	268.6	31:17.736
	4	1	1:35.462	19.664	31.048	44.750	291.6	7:11.212								
	5	1	1:37.658	19.869	32.644	45.145	291.6	8:48.870								
	6	1	1:38.607	20.242	34.396	43.969	290.0	10:27.477								
	7	1	2:58.252	20.415	58.084	1:39.753	284.5	13:25.729								
	8	1	2:03.337	46.076	32.148	45.113	76.6	15:29.066								
	9	1	1:35.972	19.760	30.825	45.387	290.8	17:05.038								
	10	1	1:34.141	19.397	30.684	44.060	291.6	18:39.179								
	11	1	4:18.014	19.737	31.923	3:26.354	292.4	22:57.193								
	12	1	1:52.821	35.704	32.432	44.685	195.3	24:50.014								
	13	1	1:34.137	19.614	30.650	43.873	292.4	26:24.151								
14	1	1:34.680	19.531	30.570	44.579	292.4	27:58.831									
15	1	1:37.094	21.144	31.225	44.725	291.6	29:35.925									
4	DKR Engineering Ligier JS P325 - Toyota															
	1.Antti RAMMO 3.Wyatt BRICHACEK LMP3															
	2.Romain FAVRE															
	1	1	2:18.238	45.982	38.614	53.642	163.6	2:18.238								
	2	1	1:48.806	23.417	36.192	49.197	254.4	4:07.044								
	3	1	1:43.644	21.859	34.018	47.767	265.3	5:50.688								
	4	1	1:41.847	21.263	33.321	47.263	266.6	7:32.535								
	5	1	1:41.298	21.186	32.980	47.132	265.9	9:13.833								
	6	1	1:47.183	21.547	36.044	49.592	269.3	11:01.016								
	7	1	3:19.622	51.536	1:08.043	1:20.043	79.7	14:20.638								
	8	1	1:43.246	21.865	33.531	47.850	263.9	16:03.884								
	9	1	1:42.404	21.367	33.579	47.458	266.6	17:46.288								
	10	1	1:42.760	21.150	33.551	48.059	265.3	19:29.048								
	11	1	1:42.489	21.392	33.587	47.510	267.3	21:11.537								
	12	1	1:42.258	22.012	33.351	46.895	264.6	22:53.795								
	13	1	1:40.906	21.213	32.988	46.705	268.6	24:34.701								
14	1	1:44.078	21.469	33.948	48.661	270.0	26:18.779									
15	1	1:40.399	20.941	32.752	46.706	268.6	27:59.178									
16	1	1:43.855	22.464	33.735	47.656	269.3	29:43.033									
7	Vector Sport Oreca 07 - Gibson															
	1.Jens Reno MØLLER 3.Lorenzo FLUXA LMP2 Pro/Am															
	2.Cem BÖLÜKBASI															
	1	1	2:23.426	59.351	36.223	47.852	189.3	2:23.426								
	2	1	1:39.138	20.811	32.809	45.518	290.0	4:02.564								
	3	1	1:36.792	19.655	31.784	45.353	292.4	5:39.356								
	4	1	1:39.995	20.702	31.417	47.876	290.0	7:19.351								
	5	1	1:35.446	19.724	31.233	44.489	291.6	8:54.797								
	6	1	1:34.987	19.661	31.061	44.265	291.6	10:29.784								
	7	1	4:37.301	20.061	58.831	3:18.409	291.6	15:07.085								
	8	1	4:54.570	36.046	32.973	45.551	194.6	17:01.655								
	9	1	4:36.916	19.818	32.027	45.071	290.8	18:38.571								
	8	Team Virage Ligier JS P325 - Toyota														
		1.Louis STERN 3.Daniel NOGALES LMP3														
		2.Matteo QUINTARELLI														
		1	1	2:25.170	57.139	37.644	50.387	148.7	2:25.170							
2		1	1:46.923	22.266	35.434	49.223	263.9	4:12.093								
3		1	1:50.167	25.521	35.920	48.726	266.6	6:02.260								
4		1	2:52.819	22.037	34.484	1:56.298	266.6	8:55.079								
5		1	2:15.826	39.294	37.929	58.603	176.1	11:10.905								
6		1	3:17.681	55.035	1:08.567	1:14.079	79.2	14:28.586								
7		1	1:46.189	22.452	34.411	49.326	262.6	16:14.775								
8		1	1:44.714	21.922	33.993	48.799	265.3	17:59.489								
9		1	1:44.072	21.983	33.982	48.107	264.6	19:43.561								
10		1	1:43.727	21.650	33.950	48.127	267.9	21:27.288								
11		1	1:43.138	21.669	33.788	47.681	268.6	23:10.426								
12		1	1:48.344	21.322	34.817	52.205	271.4	24:58.770								
13		1	1:44.257	21.432	33.967	48.858	269.3	26:43.027								
14	1	1:42.743	21.407	33.626	47.710	268.6	28:25.770									
15	1	1:44.195	21.804	34.223	48.168	269.3	30:09.965									
11	Eurointernational Ligier JS P325 - Toyota															
	1.Matthew Richard BELL 3.Max VAN DER SNEL LMP3															
	2.Douwe DEDECKER															
	1	1	2:30.269	1:03.243	37.198	49.828	166.4	2:30.269								
	2	1	1:45.551	22.003	34.565	48.983	264.6	4:15.820								
	3	1	1:47.668	22.587	35.789	49.292	267.9	6:03.488								
	4	1	3:26.846	22.380	34.335	2:30.131	268.6	9:30.334								
	5	1	2:57.091	40.000	38.590	1:38.501	159.6	12:27.425								
	6	1	2:39.259	59.028	52.037	48.194	79.2	15:06.684								
	7	1	1:43.211	21.456	33.863	47.892	263.9	16:49.895								
	8	1	1:41.861	21.248	33.201	47.412	265.3	18:31.756								
	9	1	1:41.495	21.101	33.176	47.218	265.9	20:13.251								
	10	1	1:41.493	21.115	33.440	46.938	265.9	21:54.744								
	11	1	1:41.080	21.103	32.871	47.106	267.3	23:35.824								
	12	1	1:40.820	21.022	32.868	46.930	267.9	25:16.644								
	13	1	1:43.631	21.204	33.114	49.313	268.6	27:00.275								
14	1	1:41.117	21.080	33.076	46.961	267.9	28:41.392									
13	Inter Europol Competition Ligier JS P325 - Toyota															
	1.Alexander BUKHANTSOV 3.Chun Ting CHOU LMP3															
	2.Henry CUBIDES OLARTE															





European Le Mans Series

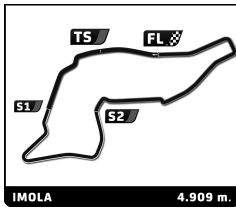
4 Hours of Imola

Bronze Driver Collective Test

Sector Analysis

Lap under Red Flag Invalidated Lap Personal Best Session Best Crossing the pit lane

Lap	D	Time	Sector 1	Sector 2	Sector 3	T. Spd	Elapsed	Lap	D	Time	Sector 1	Sector 2	Sector 3	T. Spd	Elapsed
14 TDS Racing Oreca 07 - Gibson 1. Steven THOMAS LMP2 Pro/Am 2. Sami MEGUETOUNIF 3. Scott HUFFAKER II															
1	1	1:57.817	31.882	36.266	49.669	173.5	1:57.817	1	1	3:17.808	1:53.002	36.417	48.389	183.4	3:17.808
2	1	1:45.235	21.257	34.761	49.217	269.3	3:43.052	2	1	1:38.922	20.966	32.104	45.852	285.3	4:56.730
3	1	1:38.089	19.983	32.043	46.063	290.8	5:21.141	3	1	1:37.272	20.021	31.415	45.836	289.2	6:34.002
4	1	1:35.503	19.720	30.902	44.881	289.2	6:56.644	4	1	1:38.656	21.157	31.873	45.626	289.2	8:12.658
5	1	1:36.487	20.278	31.175	45.034	265.3	8:33.131	5	1	1:37.206	20.266	31.578	45.362	277.1	9:49.864
6	1	1:35.737	19.751	31.129	44.857	290.8	10:08.868	6	1	2:21.547	20.250	33.167	1:28.130	288.4	12:11.411
7	1	2:40.665	20.047	33.708	1:46.910	289.2	12:49.533	7	1	2:44.855	54.781	1:01.637	48.437	79.5	14:56.266
8	1	3:08.390	1:42.427	36.260	49.703	182.8	15:57.923	8	1	1:36.695	19.902	31.411	45.382	289.2	16:32.961
9	1	1:40.773	21.062	33.191	46.520	286.8	17:38.696	9	1	1:37.718	20.155	32.356	45.207	289.2	18:10.679
10	1	1:41.300	22.802	32.524	45.974	283.0	19:19.996	10	1	1:37.412	20.082	31.849	45.481	288.4	19:48.091
11	1	1:38.827	19.903	32.065	46.859	290.8	20:58.823	11	1	1:36.885	19.993	31.643	45.249	290.8	21:24.976
12	1	1:45.554	19.453	40.296	45.805	290.8	22:44.377	12	1	1:36.244	19.891	31.453	44.900	290.8	23:01.220
13	1	1:34.894	19.612	30.875	44.407	290.8	24:19.271	13	1	1:37.035	19.966	31.530	45.539	292.4	24:38.255
14	1	1:36.185	19.679	31.445	45.061	290.8	25:55.456	14	1	1:39.601	19.788	31.817	47.996	291.6	26:17.856
15	1	1:35.600	19.532	31.374	44.694	287.6	27:31.056	15	1	1:37.506	19.630	31.653	46.223	292.4	27:55.362
16	1	1:36.053	19.927	31.728	44.398	289.2	29:07.109	16	1	1:43.834	19.860	31.946	52.028	290.8	29:39.196
17	1	1:34.831	19.465	31.273	44.093	290.8	30:41.940	17	1	1:39.630	19.718	32.578	47.334	291.6	31:18.826
17 CLX Motorsport Ligier JS P325 - Toyota 1. Paul LANCHERE LMP3 2. Alexander JACOBY 3. Louis IGLESIAS															
1	1	2:09.709	40.227	38.356	51.126	170.4	2:09.709	1	1	3:22.933	1:56.735	36.124	50.074	182.2	3:22.933
2	1	1:43.580	21.930	33.599	48.051	260.7	3:53.289	2	1	1:39.591	20.974	32.385	46.232	286.1	5:02.524
3	1	1:44.549	22.098	33.675	48.776	261.3	5:37.838	3	1	1:38.078	21.100	31.487	45.491	284.5	6:40.602
4	1	1:43.513	21.604	33.839	48.070	263.9	7:21.351	4	1	1:39.422	20.040	31.522	47.860	289.2	8:20.024
5	1	1:44.722	21.716	33.800	49.206	260.0	9:06.073	5	1	1:37.881	20.112	31.657	46.112	287.6	9:57.905
6	1	1:42.004	21.277	33.101	47.626	262.0	10:48.077	6	1	4:04.300	19.909	31.687	3:12.704	289.2	14:02.205
7	1	3:17.045	33.894	1:07.981	1:35.170	263.3	14:05.122	7	1	1:56.083	35.792	32.572	47.719	197.5	15:58.288
8	1	1:50.529	24.565	33.895	52.069	233.6	15:55.651	8	1	1:41.291	20.887	34.719	45.685	289.2	17:39.579
9	1	1:42.452	21.537	33.238	47.677	260.7	17:38.103	9	1	1:40.895	22.770	32.076	46.049	288.4	19:20.474
10	1	1:45.644	24.235	34.029	47.380	262.6	19:23.747	10	1	1:39.379	20.224	33.788	45.367	289.2	20:59.853
11	1	1:43.604	21.311	34.794	47.499	262.6	21:07.351	11	1	1:36.791	19.880	32.021	44.890	290.8	22:36.644
12	1	1:42.101	21.376	33.268	47.457	262.6	22:49.452	12	1	1:36.211	19.892	31.508	44.811	290.0	24:12.855
13	1	1:41.168	21.165	32.984	47.019	264.6	24:30.620	13	1	1:35.226	20.039	30.796	44.391	290.8	25:48.081
14	1	1:41.847	21.329	33.075	47.443	263.3	26:12.467	14	1	1:37.464	20.730	31.779	44.955	287.6	27:25.545
								15	1	1:36.167	19.849	31.311	45.007	289.2	29:01.712
								16	1	1:36.990	19.934	32.191	44.865	289.2	30:38.702
19 Rossa Racing by Virage Oreca 07 - Gibson 1. John FALB LMP2 Pro/Am 2. Manuel ESPIRITO SANTO 3. Rik KOEN															
1	1	3:17.808	1:53.002	36.417	48.389	183.4	3:17.808	1	1	2:52.708	1:20.640	39.268	52.800	157.0	2:52.708
2	1	1:38.922	20.966	32.104	45.852	285.3	4:56.730	2	1	1:45.403	22.708	35.513	47.182	256.9	4:38.111
3	1	1:37.272	20.021	31.415	45.836	289.2	6:34.002	3	1	1:39.881	20.852	33.139	45.890	288.4	6:17.992
4	1	1:38.656	21.157	31.873	45.626	289.2	8:12.658	4	1	1:38.590	20.700	32.010	45.880	283.0	7:56.582
5	1	1:37.206	20.266	31.578	45.362	277.1	9:49.864	5	1	5:41.503	20.403	32.850	4:48.250	290.0	13:38.085
6	1	2:21.547	20.250	33.167	1:28.130	288.4	12:11.411	6	1	2:13.838	46.005	37.985	49.848	95.2	15:51.923
7	1	2:44.855	54.781	1:01.637	48.437	79.5	14:56.266	7	1	1:41.089	21.724	33.123	46.242	280.7	17:33.012
8	1	1:36.695	19.902	31.411	45.382	289.2	16:32.961	8	1	1:37.402	20.495	31.771	45.136	287.6	19:10.414
9	1	1:37.718	20.155	32.356	45.207	289.2	18:10.679								
10	1	1:37.412	20.082	31.849	45.481	288.4	19:48.091								
11	1	1:36.885	19.993	31.643	45.249	290.8	21:24.976								
12	1	1:36.244	19.891	31.453	44.900	290.8	23:01.220								
13	1	1:37.035	19.966	31.530	45.539	292.4	24:38.255								
14	1	1:39.601	19.788	31.817	47.996	291.6	26:17.856								
15	1	1:37.506	19.630	31.653	46.223	292.4	27:55.362								
16	1	1:43.834	19.860	31.946	52.028	290.8	29:39.196								
17	1	1:39.630	19.718	32.578	47.334	291.6	31:18.826								
20 Algarve Pro Racing Oreca 07 - Gibson 1. Michael JENSEN LMP2 Pro/Am 2. Enzo TRULLI 3. Maithe JAKOBSEN															
1	1	3:22.933	1:56.735	36.124	50.074	182.2	3:22.933	1	1	2:52.708	1:20.640	39.268	52.800	157.0	2:52.708
2	1	1:39.591	20.974	32.385	46.232	286.1	5:02.524	2	1	1:45.403	22.708	35.513	47.182	256.9	4:38.111
3	1	1:38.078	21.100	31.487	45.491	284.5	6:40.602	3	1	1:39.881	20.852	33.139	45.890	288.4	6:17.992
4	1	1:39.422	20.040	31.522	47.860	289.2	8:20.024	4	1	1:38.590	20.700	32.010	45.880	283.0	7:56.582
5	1	1:37.881	20.112	31.657	46.112	287.6	9:57.905	5	1	5:41.503	20.403	32.850	4:48.250	290.0	13:38.085
6	1	4:04.300	19.909	31.687	3:12.704	289.2	14:02.205	6	1	2:13.838	46.005	37.985	49.848	95.2	15:51.923
7	1	1:56.083	35.792	32.572	47.719	197.5	15:58.288	7	1	1:41.089	21.724	33.123	46.242	280.7	17:33.012
8	1	1:41.291	20.887	34.719	45.685	289.2	17:39.579	8	1	1:37.402	20.495	31.771	45.136	287.6	19:10.414
9	1	1:40.895	22.770	32.076	46.049	288.4	19:20.474								
10	1	1:39.379	20.224	33.788	45.367	289.2	20:59.853								
11	1	1:36.791	19.880	32.021	44.890	290.8	22:36.644								
12	1	1:36.211	19.892	31.508	44.811	290.0	24:12.855								
13	1	1:35.226	20.039	30.796	44.391	290.8	25:48.081								
14	1	1:37.464	20.730	31.779	44.955	287.6	27:25.545								
15	1	1:36.167	19.849	31.311	45.007	289.2	29:01.712								
16	1	1:36.990	19.934	32.191	44.865	289.2	30:38.702								
21 United Autosports Oreca 07 - Gibson 1. Daniel SCHNEIDER LMP2 Pro/Am 2. Marino SATO 3. Oliver JARVIS															
1	1	2:52.708	1:20.640	39.268	52.800	157.0	2:52.708	1	1	2:52.708	1:20.640	39.268	52.800	157.0	2:52.708
2	1	1:45.403	22.708	35.513	47.182	256.9	4:38.111	2	1	1:45.403	22.708	35.513	47.182	256.9	4:38.111
3	1	1:39.881	20.852	33.139	45.890	288.4	6:17.992	3	1	1:39.881	20.852	33.139	45.890	288.4	6:17.992
4	1	1:38.590	20.700	32.010	45.880	283.0	7:56.582	4	1	1:38.590	20.700	32.010	45.880	283.0	7:56.582
5	1	5:41.503	20.403	32.850	4:48.250	290.0	13:38.085	5	1	5:41.503	20.403	32.850	4:48.250	290.0	13:38.085
6	1	2:13.838	46.005	37.985	49.848	95.2	15:51.923	6	1	2:13.838	46.005	37.985	49.848	95.2	15:51.923



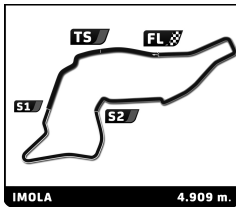
European Le Mans Series 4 Hours of Imola Bronze Driver Collective Test

Sector Analysis

Lap under Red Flag Invalidated Lap Personal Best Session Best Crossing the pit lane

Lap	D	Time	Sector 1	Sector 2	Sector 3	T. Spd	Elapsed	Lap	D	Time	Sector 1	Sector 2	Sector 3	T. Spd	Elapsed			
23 United Autosports McLaren 720S LMGT3 Evo																		
			1. Michael BIRCH			3. Wayne BOYD						LMGT3						
			2. Garnet PATTERSON															
1	1	2:51.354	1:11.424	40.444	59.486	159.6	2:51.354	10	1	1:48.608	21.876	34.768	51.964	258.1	20:45.043			
2	1	1:53.307	23.665	37.731	51.911	255.0	4:44.661	11	1	2:19.266	B	22.716	36.369	1:20.181	254.4	23:04.309		
3	1	1:48.387	22.652	35.233	50.502	257.5	6:33.048	12	1	2:05.942	37.541	36.318	52.083	174.4	25:10.251			
4	1	1:47.182	22.296	35.153	49.733	257.5	8:20.230	13	1	1:44.813	21.889	34.387	48.537	258.8	26:55.064			
5	1	1:46.730	22.468	34.891	49.371	252.0	10:06.960	14	1	1:46.080	21.941	34.738	49.401	258.1	28:41.144			
6	1	2:42.458	22.116	41.690	1:38.652	256.9	12:49.418											
7	1	2:30.719	54.879	45.647	50.193	79.4	15:20.137											
8	1	1:49.362	22.458	35.363	51.541	256.3	17:09.499											
9	1	1:46.936	22.316	34.840	49.780	257.5	18:56.435											
10	1	1:48.608	21.876	34.768	51.964	258.1	20:45.043											
11	1	2:19.266	B	22.716	36.369	1:20.181	254.4	23:04.309										
12	1	2:05.942	37.541	36.318	52.083	174.4	25:10.251											
13	1	1:44.813	21.889	34.387	48.537	258.8	26:55.064											
14	1	1:46.080	21.941	34.738	49.401	258.1	28:41.144											
31 Racing Spirit of Lemans Ligier JS P325 - Toyota																		
			1. Ralph MEICHTRY			3. Lenny RIED						LMP3						
			2. Grégory DE SYBOURG															
10	1	3:28.592	B	20.621	31.207	2:36.764	290.0	20:21.548	1	1	3:02.055	1:28.285	40.715	53.055	155.6	3:02.055		
11	1	1:52.860	35.301	32.145	45.414	198.2	22:14.408	2	1	1:48.560	23.492	35.367	49.701	263.9	4:50.615			
12	1	1:33.854	19.368	30.641	43.845	289.2	23:48.262	3	1	1:44.995	21.974	33.886	49.135	263.9	6:35.610			
13	1	1:34.852	19.382	31.403	44.067	291.6	25:23.114	4	1	1:44.611	21.713	33.907	48.991	265.3	8:20.221			
							5	1	1:42.864	21.746	33.640	47.478	262.6	10:03.085				
							6	1	2:35.891	21.333	36.370	1:38.188	265.3	12:38.976				
							7	1	2:30.736	54.650	47.208	48.878	79.6	15:09.712				
							8	1	1:42.768	21.653	33.449	47.666	263.9	16:52.480				
							9	1	1:42.894	21.770	33.740	47.384	260.0	18:35.374				
							10	1	1:42.811	21.685	33.340	47.786	263.9	20:18.185				
							11	1	2:01.279	B	21.742	33.938	1:05.599	265.3	22:19.464			
							12	1	3:21.209	1:59.343	33.677	48.189	180.9	25:40.673				
							13	1	1:42.298	21.417	33.444	47.437	265.9	27:22.971				
							14	1	1:44.074	21.367	33.305	49.402	264.6	29:07.045				
							15	1	1:43.930	21.783	33.759	48.388	267.3	30:50.975				
33 TF Sport Corvette Z06 LMGT3.R																		
			1. Blake MCDONALD			3. Charlie EASTWOOD						LMGT3						
			2. Alec UDELL															
1	1	2:05.671	38.039	37.363	50.269	131.3	2:05.671	1	1	1:42.984	21.534	33.827	47.623	263.9	9:06.513			
2	1	1:49.563	22.398	35.630	51.535	262.6	3:55.234	2	1	1:43.408	21.578	34.101	47.729	265.3	10:49.921			
3	1	1:44.786	21.759	34.447	48.580	263.3	5:40.020	3	1	1:43.509	21.715	34.211	47.583	265.3	7:23.529			
4	1	1:43.509	21.715	34.211	47.583	265.3	9:06.513	4	1	1:43.408	21.578	34.101	47.729	265.3	10:49.921			
5	1	1:42.984	21.534	33.827	47.623	263.9	9:06.513	5	1	3:19.350	32.895	1:14.560	1:31.895	263.9	14:09.271			
6	1	1:43.408	21.578	34.101	47.729	265.3	10:49.921	6	1	1:50.144	23.422	35.794	50.928	247.9	15:59.415			
7	1	3:19.350	32.895	1:14.560	1:31.895	263.9	14:09.271	7	1	1:43.771	21.833	34.163	47.775	263.3	17:43.186			
8	1	1:50.144	23.422	35.794	50.928	247.9	15:59.415	8	1	1:44.011	21.552	34.797	47.662	263.3	19:27.197			
9	1	1:43.771	21.833	34.163	47.775	263.3	17:43.186	9	1	1:44.223	21.607	34.110	48.506	264.6	21:11.420			
10	1	1:44.011	21.552	34.797	47.662	263.3	19:27.197	10	1	1:45.150	22.616	34.652	47.882	263.9	22:56.570			
11	1	1:44.223	21.607	34.110	48.506	264.6	21:11.420	11	1	1:43.912	21.492	34.286	48.134	266.6	24:40.482			
12	1	1:45.150	22.616	34.652	47.882	263.9	22:56.570											
13	1	1:43.912	21.492	34.286	48.134	266.6	24:40.482											
35 Ultimate Ligier JS P325 - Toyota																		
			1. Terrence WOODWARD			3. Sebastian GRAVLUND						LMP3						
			2. Lucas FECURY															
1	1	2:19.730	40.311	42.885	56.534	126.9	2:19.730	1	1	1:49.336	24.120	36.066	49.150	265.3	6:03.186			
2	1	1:54.120	25.068	37.717	51.335	238.4	4:13.850	2	1	1:47.115	22.444	35.574	49.097	267.3	7:50.301			
3	1	1:49.336	24.120	36.066	49.150	265.3	6:03.186	3	1	1:43.649	21.680	33.716	48.253	264.6	9:33.950			
4	1	1:47.115	22.444	35.574	49.097	267.3	7:50.301	4	1	2:02.964	21.637	33.485	1:07.842	265.3	11:36.914			
5	1	1:43.649	21.680	33.716	48.253	264.6	9:33.950	5	1	3:02.867	54.386	1:07.672	1:00.809	80.1	14:39.781			
6	1	2:02.964	21.637	33.485	1:07.842	265.3	11:36.914	6	1	1:44.396	21.859	34.123	48.414	263.9	16:24.177			
7	1	3:02.867	54.386	1:07.672	1:00.809	80.1	14:39.781	7	1	1:43.526	21.507	34.073	47.946	265.9	18:07.703			
8	1	1:44.396	21.859	34.123	48.414	263.9	16:24.177	8	1	1:43.517	21.459	33.440	48.618	266.6	19:51.220			
9	1	1:43.526	21.507	34.073	47.946	265.9	18:07.703	9	1	1:44.024	21.507	33.771	48.746	267.9	21:35.244			
10	1	1:43.517	21.459	33.440	48.618	266.6	19:51.220	10	1	1:43.053	21.625	33.626	47.802	270.0	23:18.297			
11	1	1:44.024	21.507	33.771	48.746	267.9	21:35.244											
12	1	1:43.053	21.625	33.626	47.802	270.0	23:18.297											
30 Duqueine Team Oreca 07 - Gibson																		
			1. Giorgio RODA			3. Doriane PIN						LMP2 Pro/Am						
			2. Richard VERSCHOOR															
1	1	2:07.882	41.557	36.770	49.555	179.4	2:07.882											
2	1	1:40.343	20.704	32.833	46.806	283.8	3:48.225											
3	1	1:38.352	20.639	31.618	46.095	290.0	5:26.577											
4	1	1:34.122	19.601	30.800	43.721	290.8	7:00.699											
5	1	1:34.563	19.415	30.350	44.798	290.0	8:35.262											
6	1	1:37.644	20.185	31.509	45.950	292.4	10:12.906											
7	1	2:33.431	19.423	36.051	1:37.957	290.8	12:46.337											
8	1	2:28.835	54.606	42.736	51.493	80.1	15:15.172											
9	1	1:37.784	20.127	31.728	45.929	292.4	16:52.956											





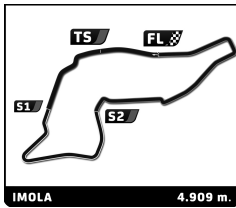
European Le Mans Series 4 Hours of Imola Bronze Driver Collective Test

Sector Analysis

Lap under Red Flag Invalidated Lap Personal Best Session Best Crossing the pit lane

Lap	D	Time	Sector 1	Sector 2	Sector 3	T. Spd	Elapsed	Lap	D	Time	Sector 1	Sector 2	Sector 3	T. Spd	Elapsed
13	1	1:42.339	21.312	33.241	47.786	270.7	25:00.636	13	1	1:46.440	22.169	35.190	49.081	256.9	28:25.136
14	1	1:44.179	21.721	33.800	48.658	267.9	26:44.815	14	1	1:46.735	22.184	35.076	49.475	256.9	30:11.871
15	1	1:42.712	21.591	33.393	47.728	266.6	28:27.527								
47		CLX Motorsport								54					
		1.Georgios KOLOVOS		3.Charles MILESI			Oreca 07 - Gibson								Porsche 911 GT3 R LMGT3
		2.Ferdinand HABSBURG					LMP2 Pro/Am								LMGT3
1	1	2:05.423	40.755	35.891	48.777	179.1	2:05.423	1	1	2:23.259	55.001	37.566	50.692	129.4	2:23.259
2	1	1:42.236	21.778	33.204	47.254	284.5	3:47.659	2	1	1:46.396	22.049	35.352	48.995	260.0	4:09.655
3	1	1:42.786	21.232	33.375	48.179	289.2	5:30.445	3	1	1:44.936	21.819	34.592	48.525	257.5	5:54.591
4	1	1:36.441	20.301	31.437	44.703	290.8	7:06.886	4	1	1:44.851	21.817	34.531	48.503	257.5	7:39.442
5	1	1:34.348	19.625	30.635	44.088	290.8	8:41.234	5	1	1:44.625	21.759	34.271	48.595	256.3	9:24.067
6	1	1:34.032	19.505	30.556	43.971	290.8	10:15.266	6	1	2:03.932	21.723	34.471	1:07.738	256.9	11:27.999
7	1	5:06.724 B	19.473	44.597	4:02.654	290.0	15:21.990	7	1	3:08.352	54.981	1:08.752	1:04.619	79.3	14:36.351
8	1	1:55.470	36.358	33.336	45.776	192.8	17:17.460	8	1	2:58.075 B	22.260	35.055	2:00.760	256.3	17:34.426
9	1	1:38.189	19.968	32.480	45.741	288.4	18:55.649	9	1	2:01.419	37.625	34.888	48.906	173.2	19:35.845
10	1	2:15.416 B	19.977	31.966	1:23.473	290.0	21:11.065	10	1	1:46.206	21.961	34.809	49.436	259.4	21:22.051
11	1	1:51.643	35.089	31.871	44.683	197.8	23:02.708	11	1	1:46.159	21.855	35.303	49.001	260.7	23:08.210
12	1	1:36.128	19.642	31.842	44.644	290.0	24:38.836	12	1	1:46.047	21.838	34.618	49.591	261.3	24:54.257
13	1	1:36.540	19.732	31.817	44.991	291.6	26:15.376	13	1	1:45.675	21.936	34.710	49.029	259.4	26:39.932
14	1	1:39.825	20.019	32.945	46.861	291.6	27:55.201	14	1	1:45.884	22.167	34.950	48.767	259.4	28:25.816
15	1	1:37.640	21.130	31.523	44.987	258.1	29:32.841	15	1	1:46.314	22.462	34.837	49.015	257.5	30:12.130
50		Richard Mille AF Corse								55					
		1.Custodio TOLEDO		3.Riccardo AGOSTINI			Ferrari 296 LMGT3 Evo								Ferrari 296 LMGT3 Evo
		2.Lilou WADOUX					LMGT3								LMGT3
1	1	3:36.042 B	1:04.625	36.730	1:54.657	169.9	3:36.012	1	1	2:29.592	59.031	37.807	52.754	171.5	2:29.592
2	1	2:08.724	39.765	38.599	50.360	151.9	5:44.736	2	1	1:48.627	22.501	35.825	50.301	255.0	4:18.219
3	1	1:44.621	21.870	34.406	48.345	257.5	7:29.357	3	1	1:47.146	22.712	34.884	49.550	255.7	6:05.365
4	1	1:43.966	21.708	34.165	48.093	256.9	9:13.323	4	1	1:48.060	22.610	35.066	50.384	255.7	7:53.425
5	1	2:01.917	21.720	37.988	1:02.209	256.9	11:15.240	5	1	7:32.669 B	22.091	34.553	6:36.025	255.7	15:26.094
6	1	3:15.729	54.759	1:08.289	1:12.681	79.6	14:30.969	6	1	2:07.191	40.141	36.605	50.445	152.9	17:33.285
7	1	1:44.671	22.043	34.240	48.388	255.7	16:15.640	7	1	1:50.255	22.607	35.860	51.788	252.0	19:23.540
8	1	3:51.332 B	22.125	34.877	2:54.330	259.4	20:06.972	8	1	1:47.628	22.454	35.675	49.499	253.8	21:11.168
9	1	1:59.410	36.413	34.810	48.187	176.1	22:06.382	9	1	1:48.236	23.887	35.763	48.586	253.8	22:59.404
10	1	1:44.445	21.703	34.222	48.520	257.5	23:50.827	10	1	1:44.423	22.103	34.157	48.163	257.5	24:43.827
11	1	1:44.069	21.871	34.134	48.064	259.4	25:34.896	11	1	1:46.106	21.871	34.904	49.331	256.9	26:29.933
12	1	1:44.364	21.997	34.323	48.044	258.8	27:19.260	12	1	1:44.380	21.910	34.218	48.252	255.0	28:14.313
13	1	1:44.517	21.889	34.235	48.393	256.9	29:03.777	13	1	1:43.985	21.736	34.005	48.244	254.4	29:58.298
14	1	1:44.868	21.741	34.523	48.604	257.5	30:48.645	14	1	1:44.518	21.759	34.127	48.632	255.0	31:42.816
51		AF Corse								57					
		1.Charles-Henri SAMANI		3.Davide RIGON			Ferrari 296 LMGT3 Evo								Ferrari 296 LMGT3 Evo
		2.Conrad LAURSEN					LMGT3								LMGT3
1	1	2:46.459	1:14.918	37.825	53.716	164.9	2:46.459	1	1	2:01.150	29.612	36.884	54.654	165.6	2:01.150
2	1	1:50.186	22.603	35.897	51.686	255.7	4:36.645	2	1	1:48.017	22.674	35.517	49.826	255.0	3:49.167
3	1	1:47.931	22.386	35.591	49.954	257.5	6:24.576	3	1	1:48.743	22.950	36.066	49.727	258.8	5:37.910
4	1	1:47.451	22.359	35.355	49.737	256.9	8:12.027	4	1	2:04.661 B	22.456	36.437	1:05.768	258.8	7:42.571
5	1	5:38.172 B	22.758	36.082	4:39.332	255.7	13:50.199	5	1	2:32.510	1:05.161	35.812	51.537	168.3	10:15.081
6	1	2:11.713	40.548	39.043	52.122	164.3	16:01.912	6	1	2:55.983	23.087	54.285	1:38.611	254.4	13:11.064
7	1	1:47.160	22.516	35.207	49.437	256.9	17:49.072	7	1	2:18.798	53.437	36.136	49.225	79.2	15:29.862
8	1	1:46.080	22.289	34.836	48.955	255.0	19:35.152	8	1	1:45.199	22.090	34.331	48.778	255.7	17:15.061
9	1	1:46.099	22.069	35.019	49.011	256.3	21:21.251	9	1	1:47.133	22.140	36.001	48.992	255.7	19:02.194
10	1	1:45.997	22.205	34.835	48.957	258.1	23:07.248	10	1	1:44.811	21.743	34.354	48.714	256.3	20:47.005
11	1	1:45.527	22.146	34.656	48.725	258.8	24:52.775	11	1	1:53.643	23.742	39.107	50.794	225.2	22:40.648
12	1	1:45.921	22.179	34.776	48.966	258.1	26:38.696	12	1	1:44.524	21.872	34.341	48.311	256.9	24:25.172
								13	1	1:45.942	21.801	34.731	49.410	257.5	26:11.114





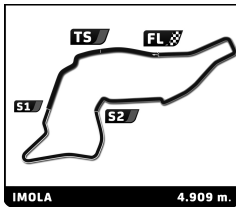
European Le Mans Series 4 Hours of Imola Bronze Driver Collective Test

Sector Analysis

Lap under Red Flag Invalidated Lap Personal Best Session Best Crossing the pit lane

Lap	D	Time	Sector 1	Sector 2	Sector 3	T. Spd	Elapsed	Lap	D	Time	Sector 1	Sector 2	Sector 3	T. Spd	Elapsed
14	1	1:46.519	21.910	34.419	50.190	257.5	27:57.633	12	1	1:45.226	21.656	34.213	49.357	259.4	25:00.390
15	1	1:54.254	30.272	35.370	48.612	256.9	29:51.887	13	1	1:46.292	22.619	35.289	48.384	258.1	26:46.682
16	1	2:04.322 B	22.278	34.834	1:07.210	257.5	31:56.209	14	1	1:44.113	21.601	34.284	48.228	258.8	28:30.795
59 Racing Spirit of Lemans <small>Aston Martin Vantage AMR LMGT3</small> 1. Clément MATEU 3. Valentin HASSE CLOT LMGT3 2. Marius FOSSARD								68 M Racing <small>Ligier JS P325 - Toyota LMP3</small> 1. Nick ADCOCK 2. Thomas IMBOURG							
1	1	1:55.251	29.940	35.992	49.319	170.2	1:55.251	1	1	2:47.089	1:16.671	37.840	52.578	170.4	2:47.089
2	1	1:48.135	22.070	36.147	49.918	256.3	3:43.386	2	1	1:48.214	22.733	35.392	50.089	265.3	4:35.303
3	1	1:45.611	22.035	34.486	49.090	262.0	5:28.997	3	1	1:45.784	22.019	34.943	48.822	263.9	6:21.087
4	1	1:45.350	21.865	34.748	48.737	261.3	7:14.347	4	1	1:44.258	21.782	34.355	48.121	264.6	8:05.345
5	1	1:44.766	21.736	34.480	48.550	260.0	8:59.113	5	1	1:44.672	21.752	34.439	48.481	263.3	9:50.017
6	1	2:05.936 B	21.778	34.597	1:09.561	260.7	11:05.049	6	1	4:18.875 B	21.664	35.366	3:21.845	265.3	14:08.892
7	1	3:42.606	1:39.069	1:09.151	54.386	78.5	14:47.655	7	1	2:04.452	39.996	35.215	49.241	162.6	16:13.344
8	1	1:43.680	21.830	34.108	47.742	259.4	16:31.335	8	1	1:48.915	21.839	34.231	52.845	262.0	18:02.259
9	1	1:43.665	21.555	34.415	47.695	259.4	18:15.000	9	1	1:45.859	21.930	35.051	48.878	262.6	19:48.118
10	1	1:43.140	21.634	33.825	47.681	260.0	19:58.140	10	1	1:47.014	21.968	36.169	48.877	265.3	21:35.132
11	1	1:43.088	21.530	33.732	47.826	260.0	21:41.228	11	1	1:45.935	22.393	34.905	48.637	265.9	23:21.067
12	1	1:43.288	21.654	33.898	47.736	262.6	23:24.516	12	1	1:47.018	21.799	35.550	49.669	266.6	25:08.085
13	1	1:57.301	21.713	37.414	58.174	263.9	25:21.817	13	1	1:44.801	21.771	34.670	48.360	264.6	26:52.886
14	1	1:44.293	21.692	34.203	48.398	262.0	27:06.110	14	1	1:44.259	21.616	34.367	48.276	263.9	28:37.145
15	1	1:47.585	21.823	35.153	50.609	260.7	28:53.695	15	1	1:43.688	21.607	34.081	48.000	263.9	30:20.833
16	1	1:43.968	21.724	34.033	48.211	260.7	30:37.663								
62 Team Qatar by Iron Lynx <small>Mercedes-AMG LMGT3</small> 1. Abdulla Ali AL-KHELAIFI 3. Maxime MARTIN LMGT3 2. Julian HANSES								74 Kessel Racing <small>Ferrari 296 LMGT3 Evo LMGT3</small> 1. Andrew GILBERT 3. Romain LEROUX 2. Fran RUEDA							
1	1	2:55.978	1:27.485	36.269	52.224	170.2	2:55.978	1	1	3:24.464	1:51.844	38.374	54.246	165.4	3:24.464
2	1	1:47.706	22.154	34.896	50.656	258.1	4:43.684	2	1	1:46.411	22.276	34.879	49.256	256.3	5:10.875
3	1	1:44.792	22.155	34.221	48.416	258.1	6:28.476	3	1	1:44.998	22.006	34.481	48.511	256.3	6:55.873
4	1	1:44.279	21.811	34.218	48.250	258.1	8:12.755	4	1	1:45.297	22.371	34.434	48.492	255.0	8:41.170
5	1	1:45.459	22.288	34.882	48.289	260.7	9:58.214	5	1	1:45.376	22.206	34.677	48.493	256.9	10:26.546
6	1	4:45.624 B	21.715	34.562	3:49.344	258.1	14:43.835	6	1	3:12.833 B	22.877	1:04.338	1:45.618	256.9	13:39.379
7	1	2:07.699	39.907	36.828	50.964	135.7	16:51.534	7	1	3:17.031	1:44.232	39.220	53.579	121.5	16:56.410
8	1	1:51.010	22.346	35.152	53.512	256.9	18:42.544	8	1	1:47.629	22.196	35.204	50.229	254.4	18:44.039
9	1	1:47.797	21.948	35.267	50.582	255.7	20:30.341	9	1	1:47.911	21.998	35.054	50.859	255.0	20:31.950
10	1	1:44.350	22.189	33.744	48.417	248.5	22:14.691	10	1	1:46.188	22.067	34.293	49.828	249.6	22:18.138
11	1	1:43.076	21.489	33.632	47.955	260.0	23:57.767	11	1	1:44.300	21.760	34.178	48.362	258.1	24:02.438
12	1	1:47.421	22.017	37.173	48.231	259.4	25:45.188	12	1	1:44.626	22.027	34.272	48.327	257.5	25:47.064
13	1	1:43.998	21.503	34.125	48.370	259.4	27:29.186	13	1	1:44.881	21.935	34.656	48.290	257.5	27:31.945
14	1	1:43.851	21.839	34.258	47.754	258.1	29:13.037	14	1	1:44.802	21.774	34.686	48.342	256.9	29:16.747
15	1	2:09.897 B	22.090	34.214	1:13.593	256.9	31:26.644	15	1	2:09.897 B	22.090	34.214	1:13.593	256.9	31:26.644
63 Iron Lynx <small>Mercedes-AMG LMGT3</small> 1. Ameerh NARAN 3. Sergio SETTE CAMARA LMGT3 2. Rui ANDRADE								75 Proton Competition <small>Porsche 911 GT3 R LMGT3 LMGT3</small> 1. Matthew KURZEJEWSKI 3. Richard LIETZ 2. Thomas SARGENT							
1	1	2:26.846	57.675	38.131	51.040	172.9	2:26.846	1	1	2:43.675	1:13.076	38.533	52.066	158.9	2:43.675
2	1	1:49.013	23.886	35.463	49.664	258.1	4:15.859	2	1	1:46.079	22.151	34.433	49.495	256.9	4:29.754
3	1	1:49.313	22.865	36.354	50.094	258.1	6:05.172	3	1	1:44.605	21.913	34.086	48.606	256.3	6:14.359
4	1	1:49.522	22.229	35.373	51.920	257.5	7:54.694	4	1	1:44.592	21.866	34.140	48.586	256.3	7:58.951
5	1	1:47.458	22.010	35.595	49.553	256.3	9:41.852	5	1	1:44.618	21.867	34.467	48.284	256.3	9:43.569
6	1	4:24.631 B	22.197	36.501	3:25.933	256.3	14:06.483	6	1	2:28.529	21.902	37.463	1:29.164	255.7	12:12.098
7	1	2:08.295	39.091	37.452	51.752	171.5	16:14.778	7	1	2:46.868	54.547	1:02.824	49.497	79.8	14:58.966
8	1	1:46.007	22.746	34.687	48.574	256.3	18:00.785	8	1	1:45.365	22.011	34.113	49.244	255.0	16:44.331
9	1	1:45.682	21.900	34.607	49.175	256.3	19:46.467	9	1	1:44.324	21.602	34.226	48.496	256.3	18:28.655
10	1	1:44.390	21.703	34.605	48.082	256.9	21:30.857	10	1	1:44.675	21.734	34.483	48.458	254.4	20:13.330
11	1	1:44.307	21.954	34.332	48.021	258.8	23:15.164								





European Le Mans Series

4 Hours of Imola

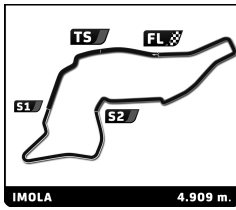
Bronze Driver Collective Test

Sector Analysis

Lap under Red Flag Invalidated Lap Personal Best Session Best Crossing the pit lane

Lap	D	Time	Sector 1	Sector 2	Sector 3	T. Spd	Elapsed	Lap	D	Time	Sector 1	Sector 2	Sector 3	T. Spd	Elapsed
77 Proton Competition Porsche 911 GT3 R LMGT3															
			1.Martin BERRY			3.Harry KING						LMGT3			
			2.Huub VAN EIJDHOVEN												
1	1	2:40.452	1:09.445	38.767	52.240	167.5	2:40.452	9	1	1:41.665	21.575	33.002	47.088	265.3	19:04.966
2	1	1:50.000	22.840	35.864	51.296	255.7	4:30.452	10	1	1:42.061	21.203	33.082	47.776	265.9	20:47.027
3	1	1:46.449	22.206	35.231	49.012	256.9	6:16.901	11	1	1:43.692	21.519	34.527	47.646	265.9	22:30.719
4	1	1:45.488	21.920	34.857	48.711	255.7	8:02.389	12	1	1:41.943	20.943	32.922	48.078	267.3	24:12.662
5	1	1:44.887	21.896	34.624	48.367	253.8	9:47.276	13	1	1:41.031	21.218	33.035	46.778	268.6	25:53.693
6	1	5:10.794	23.156	35.722	4:11.916	255.0	14:58.070	14	1	1:50.362	21.271	33.893	55.198	267.3	27:44.055
7	1	2:08.061	39.511	37.685	50.865	165.9	17:06.131	15	1	1:40.946	21.143	32.939	46.864	264.6	29:25.001
8	1	1:46.762	22.390	35.191	49.181	254.4	18:52.893								
9	1	1:47.686	22.085	35.257	50.344	253.2	20:40.579								
10	1	1:51.711	24.571	35.675	51.465	232.1	22:32.290								
11	1	1:44.881	22.081	34.520	48.280	258.1	24:17.171								
12	1	1:45.184	21.893	34.634	48.657	256.9	26:02.355								
13	1	1:45.377	21.918	34.458	49.001	255.7	27:47.732								
14	1	1:44.853	21.947	34.497	48.409	255.7	29:32.585								
86 GR Racing Ferrari 296 LMGT3 Evo															
			1.Michael WAINWRIGHT			3.Mex JANSEN						LMGT3			
			2.Lorcan HANAFIN												
1	1	3:14.952	1:46.496	37.167	51.289	166.9	3:14.952	9	1	1:46.738	22.602	34.897	49.239	255.0	5:01.690
2	1	1:46.738	22.602	34.897	49.239	255.0	5:01.690	10	1	1:46.552	22.818	34.725	49.009	256.3	6:48.242
3	1	1:46.552	22.818	34.725	49.009	256.3	6:48.242	11	1	1:45.404	22.155	34.523	48.726	255.0	8:33.646
4	1	1:45.404	22.155	34.523	48.726	255.0	8:33.646	12	1	1:45.405	22.009	34.457	48.939	255.7	10:19.051
5	1	1:45.405	22.009	34.457	48.939	255.7	10:19.051	13	1	4:44.606	22.399	58.084	3:24.123	255.7	15:03.657
6	1	4:44.606	22.399	58.084	3:24.123	255.7	15:03.657	14	1	2:03.477	38.105	35.500	49.872	170.4	17:07.134
7	1	2:03.477	38.105	35.500	49.872	170.4	17:07.134	15	1	1:46.594	22.514	34.896	49.184	254.4	18:53.728
8	1	1:46.594	22.514	34.896	49.184	254.4	18:53.728								
9	1	1:46.784	22.172	35.016	49.596	255.0	20:40.512								
10	1	1:46.017	22.209	34.847	48.961	255.0	22:26.529								
11	1	1:46.284	22.389	34.773	49.122	257.5	24:12.813								
12	1	1:46.224	22.229	34.649	49.346	258.1	25:59.037								
13	1	1:46.417	22.286	34.734	49.397	255.7	27:45.454								
14	1	1:46.859	22.306	35.317	49.236	255.0	29:32.313								
15	1	1:48.828	23.546	35.076	50.206	255.7	31:21.141								
83 AF Corse Oreca 07 - Gibson															
			1.François PERRODO			3.Antonio FUOCO						LMP2 Pro/Am			
			2.Matthieu VAXIVIERE												
1	1	2:32.759	1:06.309	36.002	50.448	189.3	2:32.759	9	1	1:39.544	21.077	32.333	46.134	284.5	3:58.580
2	1	1:42.782	21.068	33.921	47.793	288.4	4:15.541	10	1	1:39.382	20.651	32.601	46.130	267.9	5:37.962
3	1	1:42.810	22.653	34.255	45.902	289.2	5:58.351	11	1	1:37.716	20.485	32.317	44.914	289.2	7:15.678
4	1	1:37.488	20.262	32.082	45.144	289.2	7:35.839	12	1	1:37.176	20.266	32.061	44.849	288.4	8:52.854
5	1	1:36.763	19.928	31.325	45.510	290.0	9:12.602	13	1	1:36.250	19.815	31.754	44.681	290.0	10:29.104
6	1	3:33.719	21.921	33.501	2:38.297	289.2	12:46.321	14	1	3:49.762	20.126	58.478	2:31.158	291.6	14:18.866
7	1	2:30.766	58.815	44.018	47.933	79.6	15:17.087	15	1	2:06.393	40.838	37.391	48.164	164.3	16:25.259
8	1	1:40.668	20.721	32.665	47.282	286.8	16:57.755	16	1	1:39.916	21.123	32.457	46.336	245.6	18:05.175
9	1	1:38.155	20.697	31.968	45.490	290.0	18:35.910	17	1	1:38.114	20.203	32.356	45.555	291.6	19:43.289
10	1	1:37.213	20.415	31.151	45.647	287.6	20:13.123	18	1	1:37.126	19.891	31.060	46.175	292.4	21:20.415
11	1	1:35.620	19.913	31.214	44.493	287.6	21:48.743	19	1	1:35.614	19.883	31.104	44.627	291.6	22:56.029
12	1	1:35.500	20.057	31.091	44.352	290.8	23:24.243	20	1	1:38.920	19.842	32.218	45.860	290.8	24:34.949
13	1	1:37.576	20.146	32.764	44.666	292.4	25:01.819	21	1	1:38.573	21.501	32.153	44.919	246.1	26:13.522
14	1	1:38.833	21.034	31.809	45.990	289.2	26:40.652	22	1	1:40.663	21.219	33.334	46.110	270.0	27:54.185
15	1	1:36.657	20.278	31.657	44.722	281.5	28:17.309	23	1	1:38.458	20.191	32.363	45.904	290.0	29:32.643
16	1	1:35.413	19.926	31.100	44.387	290.0	29:52.722	24	1	1:37.478	20.483	31.754	45.241	275.6	31:10.121
85 R-race GP Duqueine D09 - Toyota															
			1.Fabien MICHAL			3.Hugo SCHWARZE						LMP3			
			2.Pierre-Alexandre PROVOS												
1	1	3:38.881	2:08.007	39.302	51.572	132.6	3:38.881	9	1	2:00.646	36.399	35.572	48.675	135.3	2:00.646
2	1	1:45.325	21.947	33.979	49.399	262.0	5:24.206	10	1	1:42.700	21.319	32.968	48.413	283.8	3:43.346
3	1	1:44.873	21.714	34.290	48.869	263.9	7:09.079	11	1	1:39.060	20.339	31.876	46.845	289.2	5:22.406
4	1	1:43.542	21.408	34.401	47.733	263.3	8:52.621	12	1	1:35.544	19.828	31.248	44.468	292.4	6:57.950
5	1	1:42.245	21.338	33.577	47.330	265.9	10:34.866	13	1	1:35.928	20.206	31.366	44.356	291.6	8:33.878
6	1	3:02.260	21.298	1:03.188	1:37.774	265.3	13:37.126								
7	1	2:04.515	40.598	34.483	49.434	79.9	15:41.641								
8	1	1:41.660	21.301	32.951	47.408	262.6	17:23.301								
99 AO by TF Oreca 07 - Gibson															
			1.PJ HYETT			3.Dane CAMERON						LMP2 Pro/Am			
			2.Louis DELÉTRAZ												
1	1	2:00.646	36.399	35.572	48.675	135.3	2:00.646	9	1	1:42.700	21.319	32.968	48.413	283.8	3:43.346
2	1	1:42.700	21.319	32.968	48.413	283.8	3:43.346	10	1	1:39.060	20.339	31.876	46.845	289.2	5:22.406
3	1	1:39.060	20.339	31.876	46.845	289.2	5:22.406	11	1	1:35.544	19.828	31.248	44.468	292.4	6:57.950
4	1	1:35.544	19.828	31.248	44.468	292.4	6:57.950	12	1	1:35.928	20.206	31.366	44.356	291.6	8:33.878
5	1	1:35.928	20.206	31.366	44.356	291.6	8:33.878								





European Le Mans Series

4 Hours of Imola

Bronze Driver Collective Test

Sector Analysis

Lap under Red Flag Invalidated Lap Personal Best Session Best B Crossing the pit lane

Lap	D	Time	Sector 1	Sector 2	Sector 3	T. Spd	Elapsed	Lap	D	Time	Sector 1	Sector 2	Sector 3	T. Spd	Elapsed
6	1	1:36.870	19.747	30.962	46.161	290.8	10:10.748								
7	1	3:33.976 B	19.863	35.606	2:38.507	292.4	13:44.724								
8	1	2:00.570	38.784	34.794	46.992	180.9	15:45.294								
9	1	1:38.048	20.623	31.956	45.469	288.4	17:23.342								
10	1	1:35.014	19.735	30.886	44.393	289.2	18:58.356								
11	1	1:37.443	19.808	31.944	45.691	291.6	20:35.799								
12	1	1:35.116	19.980	31.052	44.084	287.6	22:10.915								
13	1	1:35.581	19.548	31.707	44.326	291.6	23:46.496								
14	1	1:34.903	19.607	31.346	43.950	293.2	25:21.399								
15	1	1:35.225	19.583	30.506	45.136	292.4	26:56.624								
16	1	1:35.725	20.296	31.620	43.809	292.4	28:32.349								
17	1	1:36.224	20.051	31.124	45.049	290.8	30:08.573								

