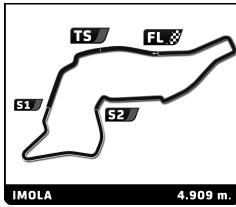


Porsche Carrera Cup Benelux 4 Hours of Imola Test Session

Sector Analysis

— Invalidated Lap ■ Personal Best ■ Session Best B Crossing the pit lane

Lap	Time	Sector 1	Sector 2	Sector 3	Kph	Elapsed	Lap	Time	Sector 1	Sector 2	Sector 3	Kph	Elapsed	
5	Joep BREEDVELD NL							14	1:47.610	22.542	35.332	49.736	164.2	36:47.659
	Team RaceArt Porsche 911 GT3 CUP - type 992.1							15	1:47.185	22.499	35.329	49.357	164.9	38:34.844
1	5:33.818	3:41.975	50.635	1:01.208	50.6	5:33.818	16	1:47.198	22.450	35.321	49.427	164.9	40:22.042	
2	1:57.198	25.279	38.710	53.209	150.8	7:31.016	17	6:30.709B	22.425	35.395	5:32.889	45.2	46:52.751	
3	1:54.153	24.513	37.108	52.532	154.8	9:25.169	18	2:04.615	38.886	35.932	49.797	141.8	48:57.366	
4	1:50.939	23.030	36.510	51.399	159.3	11:16.108	19	1:48.458	22.408	35.354	50.696	162.9	50:45.824	
5	1:51.577	22.987	36.271	52.319	158.4	13:07.685	20	1:48.055	22.990	35.464	49.601	163.6	52:33.879	
6	1:50.910	23.400	36.427	51.083	159.3	14:58.595	21	1:47.059	22.303	34.996	49.760	165.1	54:20.938	
7	1:49.078	22.560	35.763	50.755	162.0	16:47.673	22	1:47.341	22.464	35.300	49.577	164.6	56:08.279	
8	4:53.930B	22.624	35.977	3:55.329	60.1	21:41.603	23	57:41.629B	22.312	35.496	...	5.1	1:53:49.908	
9	7:50.469B	41.869	36.693	6:31.907	37.6	29:32.072	24	3:59.337B	38.942	36.426	2:43.969	73.8	1:57:49.245	
10	2:14.371	43.858	39.453	51.060	131.5	31:46.443	25	2:06.954	39.453	36.849	50.652	139.2	1:59:56.199	
11	1:48.511	22.744	35.525	50.242	162.9	33:34.954	26	1:48.259	22.660	35.433	50.166	163.2	2:01:44.458	
12	1:47.961	22.496	35.464	50.001	163.7	35:22.915	27	1:47.578	22.839	35.216	49.523	164.3	2:03:32.036	
13	1:47.990	22.475	35.314	50.201	163.6	37:10.905	28	1:46.633	22.304	34.923	49.406	165.7	2:05:18.669	
14	1:48.073	22.623	35.480	49.970	163.5	38:58.978	29	4:08.421B	23.461	35.467	3:09.493	71.1	2:09:27.090	
15	1:47.406	22.404	35.319	49.683	164.5	40:46.384	30	2:15.127	41.253	38.570	55.304	130.8	2:11:42.217	
16	21:48.325B	22.476	35.597	...	13.5	1:02:34.709	31	1:48.881	23.318	35.846	49.717	162.3	2:13:31.098	
17	2:34.092	51.683	45.337	57.072	114.7	1:05:08.801	32	12:51.761B	22.261	34.765	...	22.9	2:26:22.859	
18	1:52.322	24.436	36.902	50.984	157.3	1:07:01.123	33	2:08.981	43.020	35.936	50.025	137.0	2:28:31.840	
19	1:47.043	22.248	35.172	49.623	165.1	1:08:48.166	34	1:46.314	22.197	34.975	49.142	166.2	2:30:18.154	
20	1:46.392	22.124	34.933	49.335	166.1	1:10:34.558	35	1:46.266	22.269	34.949	49.048	166.3	2:32:04.420	
21	1:46.852	22.072	35.080	49.700	165.4	1:12:21.410	36	1:46.301	22.246	34.768	49.287	166.2	2:33:50.721	
22	1:14:07.340B	22.271	35.306	...	4.0	2:26:28.750	37	1:46.112	22.087	34.832	49.193	166.5	2:35:36.833	
23	2:21.535	46.806	41.513	53.216	124.9	2:28:50.285	38	1:46.503	22.170	35.272	49.061	165.9	2:37:23.336	
24	1:49.067	22.968	35.929	50.170	162.0	2:30:39.352	39	22:02.142B	22.184	35.166	...	13.4	2:59:25.478	
25	1:46.379	22.149	34.958	49.272	166.1	2:32:25.731	40	2:04.026	38.827	35.407	49.792	142.5	3:01:29.504	
26	1:46.528	22.150	35.057	49.321	165.9	2:34:12.259	41	1:47.217	22.678	35.275	49.264	164.8	3:03:16.721	
27	1:46.073	22.003	34.859	49.211	166.6	2:35:58.332	42	1:46.422	22.218	35.044	49.160	166.1	3:05:03.143	
28	7:22.586B	21.918	35.068	6:25.600	39.9	2:43:20.918	43	15:43.307B	22.157	35.008	...	18.7	3:20:46.450	
29	2:13.228	44.084	38.610	50.534	132.6	2:45:34.146	44	2:07.985	40.816	37.198	49.971	138.1	3:22:54.435	
30	1:47.624	22.353	35.819	49.452	164.2	2:47:21.770	45	1:46.239	22.330	34.965	48.944	166.3	3:24:40.674	
31	1:46.550	21.995	35.205	49.350	165.9	2:49:08.320	46	1:45.746	22.096	34.660	48.990	167.1	3:26:26.420	
32	1:46.612	22.071	34.979	49.562	165.8	2:50:54.932	47	1:45.930	22.146	34.653	49.131	166.8	3:28:12.350	
33	1:46.468	22.105	34.978	49.385	166.0	2:52:41.400	48	1:45.592	22.086	34.564	48.942	167.4	3:29:57.942	
34	27:22.142B	22.105	35.117	...	10.8	3:20:03.542	49	3:09.361B	21.979	34.695	2:12.687	93.3	3:33:07.303	
35	2:30.439	46.822	43.761	59.856	117.5	3:22:33.981	50	2:03.315	37.663	35.593	50.059	143.3	3:35:10.618	
36	1:48.983	23.446	36.063	49.474	162.2	3:24:22.964								
37	1:45.790	22.009	34.735	49.046	167.1	3:26:08.754								
38	1:45.561	21.943	34.582	49.036	167.4	3:27:54.315								
8	Joep MULLER NL							13	Mees MULLER NL					
	PG Motorsport Porsche 911 GT3 CUP - type 992.1								PG Motorsport Porsche 911 GT3 CUP - type 992.1					
1	7:25.573	5:52.367	39.630	53.576	37.9	7:25.573	1	7:54.078	6:11.705	45.478	56.895	35.6	7:54.078	
2	1:53.815	24.300	37.438	52.077	155.3	9:19.388	2	1:55.005	25.062	37.869	52.074	153.7	9:49.083	
3	1:53.235	23.831	37.934	51.470	156.1	11:12.623	3	1:52.463	23.663	37.353	51.447	157.1	11:41.546	
4	1:51.265	23.498	36.742	51.025	158.8	13:03.888	4	1:51.111	23.310	36.838	50.963	159.1	13:32.657	
5	1:50.219	23.267	36.505	50.447	160.3	14:54.107	5	1:50.540	22.989	36.171	51.380	159.9	15:23.197	
6	1:49.610	23.231	36.025	50.354	161.2	16:43.717	6	4:28.384B	23.415	36.692	3:28.277	65.8	19:51.581	
7	1:50.827	22.896	35.921	52.010	159.5	18:34.544	7	2:11.082	42.660	37.359	51.063	134.8	22:02.663	
8	1:48.821	22.802	36.030	49.989	162.4	20:23.365	8	5:34.209B	23.073	35.986	4:35.150	52.9	27:36.872	
9	7:05.621B	22.740	35.614	6:07.267	41.5	27:28.986	9	2:08.081	39.624	37.290	51.167	138.0	29:44.953	
10	2:07.431	40.438	36.411	50.582	138.7	29:36.417	10	1:49.184	22.860	35.880	50.444	161.9	31:34.137	
11	1:48.276	22.824	35.492	49.960	163.2	31:24.693	11	1:48.641	22.744	35.764	50.133	162.7	33:22.778	
12	1:47.784	22.611	35.550	49.623	164.0	33:12.477	12	4:52.313B	23.064	35.958	3:53.291	60.5	38:15.091	
13	1:47.572	22.525	35.261	49.786	164.3	35:00.049	13	2:14.520	44.666	38.338	51.516	131.4	40:29.611	
							14	1:49.562	23.175	36.089	50.298	161.3	42:19.173	
							15	1:47.931	22.624	35.522	49.785	163.7	44:07.104	
							16	1:48.721	22.629	35.727	50.365	162.5	45:55.825	
							17	1:48.003	22.544	35.556	49.903	163.6	47:43.828	



Porsche Carrera Cup Benelux 4 Hours of Imola Test Session

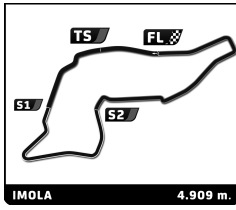
Sector Analysis

— Invalidated Lap ■ Personal Best ■ Session Best B Crossing the pit lane

Lap	Time	Sector 1	Sector 2	Sector 3	Kph	Elapsed	Lap	Time	Sector 1	Sector 2	Sector 3	Kph	Elapsed
18	4:22.283 B	22.539	35.639	3:24.105	67.4	52:06.111	25	12:52.579 B	22.365	35.175	...	22.9	2:26:12.380
19	49:55.969 B	39.530	41.405	...	5.9	1:42:02.080	26	2:06.874	41.591	35.536	49.747	139.3	2:28:19.254
20	2:32.692	1:04.650	37.023	51.019	115.7	1:44:34.772	27	1:46.949	22.380	35.071	49.498	165.2	2:30:06.203
21	1:52.290	23.109	35.875	53.306	157.4	1:46:27.062	28	1:52.523	22.335	36.899	53.289	157.1	2:31:58.726
22	1:47.825	22.525	35.488	49.812	163.9	1:48:14.887	29	1:47.557	22.163	35.089	50.305	164.3	2:33:46.283
23	1:48.114	22.560	35.517	50.037	163.5	1:50:03.001	30	1:46.802	22.160	35.111	49.531	165.5	2:35:33.085
24	4:53.383 B	22.352	35.334	3:55.697	60.2	1:54:56.384	31	1:46.116	22.133	34.819	49.164	166.5	2:37:19.201
25	2:11.846	41.445	38.070	52.331	134.0	1:57:08.230	32	4:37.991 B	22.019	35.429	3:40.543	63.6	2:41:57.192
26	1:49.383	22.973	36.025	50.385	161.6	1:58:57.613	33	38:07.529 B	38.596	35.907	...	7.7	3:20:04.721
27	1:46.669	22.305	35.012	49.352	165.7	2:00:44.282	34	2:19.648	42.777	41.155	55.716	126.5	3:22:24.369
28	1:46.371	22.137	34.817	49.417	166.1	2:02:30.653	35	1:52.245	25.568	36.777	49.900	157.4	3:24:16.614
29	5:43.348 B	22.629	35.535	4:45.184	51.5	2:08:14.001	36	1:46.517	22.240	34.879	49.398	165.9	3:26:03.131
30	2:10.384	43.226	36.936	50.222	135.5	2:10:24.385	37	1:45.913	22.205	34.752	48.956	166.9	3:27:49.044
31	1:47.414	22.534	35.327	49.553	164.5	2:12:11.799	38	2:00.256	27.494	41.825	50.937	147.0	3:29:49.300
32	1:47.300	22.431	35.384	49.485	164.7	2:13:59.099	39	4:02.794 B	22.169	34.757	3:05.868	72.8	3:33:52.094
33	35:54.751 B	22.335	38.359	...	8.2	2:49:53.850	40	2:03.184	37.739	35.637	49.808	143.5	3:35:55.278
34	2:09.070	41.803	36.717	50.550	136.9	2:52:02.920	41	1:46.577	22.194	34.912	49.471	165.8	3:37:41.855
35	1:48.080	23.106	35.523	49.451	163.5	2:53:51.000	42	1:46.058	22.059	34.695	49.304	166.6	3:39:27.913
36	1:47.216	22.577	35.257	49.382	164.8	2:55:38.216							
37	8:24.237 B	22.357	35.093	7:26.787	35.0	3:04:02.453							
38	2:04.783	38.710	36.208	49.865	141.6	3:06:07.236							
39	1:47.331	22.452	35.000	49.879	164.7	3:07:54.567							
40	13:05.013 B	22.369	37.712	...	22.5	3:20:59.580							
41	2:09.556	40.545	37.400	51.611	136.4	3:23:09.136							
42	1:48.440	23.065	35.562	49.813	163.0	3:24:57.576							
43	1:46.282	22.122	34.967	49.193	166.3	3:26:43.858							
44	1:49.516	22.375	36.747	50.394	161.4	3:28:33.374							
45	1:46.477	22.335	34.895	49.247	166.0	3:30:19.851							
46	1:46.057	22.012	34.848	49.197	166.6	3:32:05.908							
47	1:52.044	22.074	34.879	55.091	157.7	3:33:57.952							

22 Frank PORTÉ RUIZ		AD										
NGT Racing		Porsche 911 GT3 CUP - type 992.1										
1	7:15.339 B	4:42.549	43.103	1:49.687	38.8	7:15.339						
2	2:11.110	40.079	39.208	51.823	134.8	9:26.449						
3	1:50.706	23.253	36.390	51.063	159.6	11:17.155						
4	1:49.734	22.850	36.330	50.554	161.0	13:06.889						
5	1:50.003	22.712	36.138	51.153	160.7	14:56.892						
6	1:48.851	22.898	35.840	50.113	162.4	16:45.743						
7	1:48.270	22.586	35.514	50.170	163.2	18:34.013						
8	1:48.500	22.653	35.651	50.196	162.9	20:22.513						
9	7:24.486 B	22.588	35.576	6:26.322	39.8	27:46.999						
10	2:08.390	41.466	36.381	50.543	137.6	29:55.389						
11	1:48.185	22.604	35.441	50.140	163.4	31:43.574						
12	1:48.450	22.889	35.435	50.126	163.0	33:32.024						
13	1:48.190	22.397	35.786	50.007	163.3	35:20.214						
14	1:48.824	22.873	35.886	50.065	162.4	37:09.038						
15	30:34.699 B	22.511	35.646	...	9.6	1:07:43.737						
16	2:23.337	43.269	42.930	57.138	123.3	1:10:07.074						
17	1:56.160	25.754	36.910	53.496	152.1	1:12:03.234						
18	1:46.181	22.310	34.880	48.991	166.4	1:13:49.415						
19	1:46.183	22.248	34.747	49.188	166.4	1:15:35.598						
20	1:45.906	22.123	34.938	48.845	166.9	1:17:21.504						
21	1:49.085	22.105	34.890	52.090	162.0	1:19:10.589						
22	2:02.452	26.787	40.408	55.257	144.3	1:21:13.041						
23	49:57.684 B	23.264	40.259	...	5.9	2:11:10.725						
24	2:09.076	40.256	37.967	50.853	136.9	2:13:19.801						

27 Paul MEIJER		NL										
Quanloop EST1 Racing		Porsche 911 GT3 CUP - type 992.1										
1	14:38.610	...	41.397	53.110	19.2	14:38.610						
2	1:49.048	22.995	35.861	50.192	162.1	16:27.658						
3	1:48.686	22.655	35.859	50.172	162.6	18:16.344						
4	1:47.526	22.352	35.398	49.776	164.4	20:03.870						
5	1:47.168	22.351	35.144	49.673	164.9	21:51.038						
6	2:10.997 B	22.535	35.458	1:13.004	134.9	24:02.035						
7	10:23.194	8:55.745	36.251	51.198	28.4	34:25.229						
8	1:47.280	22.481	35.279	49.520	164.7	36:12.509						
9	1:49.387	22.476	35.867	51.044	161.6	38:01.896						
10	1:46.727	22.264	34.992	49.471	165.6	39:48.623						
11	1:49.071	22.125	34.988	51.958	162.0	41:37.694						
12	2:06.811 B	22.644	36.736	1:07.431	139.4	43:44.505						
13	10:19.699	8:50.503	37.329	51.867	28.5	54:04.204						
14	1:49.644	22.290	35.078	52.276	161.2	55:53.848						
15	1:46.604	22.240	35.004	49.360	165.8	57:40.452						
16	1:45.824	22.142	34.817	48.865	167.0	59:26.276						
17	1:45.597	21.940	34.803	48.854	167.4	1:01:11.873						
18	56:54.232 B	22.077	35.353	...	5.2	1:58:06.105						
19	2:08.308	39.776	37.886	50.646	137.7	2:00:14.413						
20	1:47.348	22.220	35.520	49.608	164.6	2:02:01.761						
21	1:46.678	22.041	35.279	49.358	165.7	2:03:48.439						
22	1:47.396	22.278	35.312	49.806	164.6	2:05:35.835						
23	1:47.466	22.352	35.585	49.529	164.4	2:07:23.301						
24	1:46.543	22.014	35.265	49.264	165.9	2:09:09.844						
25	2:04.481 B	22.434	35.179	1:06.868	142.0	2:11:14.325						
26	19:53.715	...	40.167	52.391	14.8	2:31:08.040						
27	1:45.357	22.020	34.661	48.676	167.7	2:32:53.397						
28	1:44.753	21.811	34.361	48.581	168.7	2:34:38.150						
29	1:44.798	21.783	34.388	48.627	168.6	2:36:22.948						
30	2:00.686	21.804	37.508	1:01.374	146.4	2:38:23.634						
31	2:03.836 B	22.958	35.548	1:05.330	142.7	2:40:27.470						
32	11:09.293	9:44.472	35.505	49.316	26.4	2:42:56.763						
33	1:46.046	22.356	34.815	48.875	166.6	2:53:22.809						
34	1:45.627	21.974	34.725	48.928	167.3	2:55:08.436						
35	1:45.395	21.969	34.692	48.734	167.7	2:56:53.831						
36	1:44.970	21.835	34.566	48.569	168.4	2:58:38.801						



Porsche Carrera Cup Benelux 4 Hours of Imola Test Session

Sector Analysis

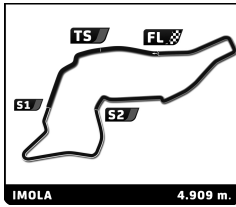
— Invalidated Lap ■ Personal Best ■ Session Best B Crossing the pit lane

Lap	Time	Sector 1	Sector 2	Sector 3	Kph	Elapsed	Lap	Time	Sector 1	Sector 2	Sector 3	Kph	Elapsed
37	1:45.262	21.903	34.612	48.747	167.9	3:00:24.063	3	2:04.045	27.349	40.860	55.836	142.5	13:45.497
38	27:51.476B	22.067	35.669	...	10.6	3:28:15.539	4	2:00.877	29.223	38.293	53.361	146.2	15:46.374
39	2:30.019	45.450	44.055	1:00.514	117.8	3:30:45.558	5	12:12.285B	27.879	43.922	...	24.1	27:58.659
40	2:04.545	30.329	39.515	54.701	141.9	3:32:50.103	6	2:23.541	42.207	43.383	57.951	123.1	30:22.200
41	1:53.619	26.972	36.398	50.249	155.5	3:34:43.722	7	2:02.635	27.362	39.869	55.404	144.1	32:24.835
42	1:46.512	22.354	34.931	49.227	165.9	3:36:30.234	8	1:59.571	26.392	38.995	54.184	147.8	34:24.406

28 Alexander REIMANN EE						
Quanloop EST1 Racing Porsche 911 GT3 CUP - type 992.1						
Lap	Time	Sector 1	Sector 2	Sector 3	Kph	Elapsed
1	14:40.625	...	40.989	54.196	19.2	14:40.625
2	1:50.518	23.451	36.555	50.512	159.9	16:31.143
3	1:48.562	22.664	35.762	50.136	162.8	18:19.705
4	1:48.322	22.793	35.781	49.748	163.1	20:08.027
5	1:47.675	22.523	35.542	49.610	164.1	21:55.702
6	2:09.825B	22.756	35.424	1:11.645	136.1	24:05.527
7	10:28.653	9:01.105	36.843	50.705	28.1	34:34.180
8	1:47.360	22.460	35.462	49.438	164.6	36:21.540
9	2:10.029B	22.451	38.400	1:09.178	135.9	38:31.569
10	5:41.930	4:14.946	36.535	50.449	51.7	44:13.499
11	1:47.044	22.366	35.410	49.268	165.1	46:00.543
12	1:49.008	22.310	36.559	50.139	162.1	47:49.551
13	2:04.143B	22.111	35.530	1:06.502	142.4	49:53.694
14	7:04.797	5:32.202	39.337	53.258	41.6	56:58.491
15	1:51.037	23.564	36.693	50.780	159.2	58:49.528
16	1:46.741	22.264	35.280	49.197	165.6	1:00:36.269
17	1:46.581	21.993	35.233	49.355	165.8	1:02:22.850
18	1:46.638	21.992	35.354	49.292	165.7	1:04:09.488
19	1:46.265	21.998	35.214	49.053	166.3	1:05:55.753
20	2:11.205B	22.379	36.183	1:12.643	134.7	1:08:06.958
21	49:19.900B	46.782	36.627	...	6.0	1:57:26.858
22	2:34.343	1:07.389	35.808	51.146	114.5	2:00:01.201
23	1:45.961	22.005	34.829	49.127	166.8	2:01:47.162
24	1:45.930	22.148	34.843	48.939	166.8	2:03:33.092
25	1:46.010	22.223	34.785	49.002	166.7	2:05:19.102
26	1:45.608	22.019	34.760	48.829	167.3	2:07:04.710
27	2:09.060B	21.860	34.662	1:12.538	136.9	2:09:13.770
28	21:56.642	...	44.352	55.744	13.4	2:31:10.412
29	1:52.643	24.479	37.340	50.824	156.9	2:33:03.055
30	1:45.462	22.341	34.682	48.439	167.6	2:34:48.517
31	1:45.125	21.801	34.636	48.688	168.1	2:36:33.642
32	2:05.922B	21.841	34.523	1:09.558	140.3	2:38:39.564
33	13:08.717	...	35.887	49.467	22.4	2:51:48.281
34	1:45.591	21.992	34.636	48.963	167.4	2:53:33.872
35	1:45.399	21.933	34.733	48.733	167.7	2:55:19.271
36	1:45.471	21.956	34.787	48.728	167.6	2:57:04.742
37	1:45.606	21.993	34.725	48.888	167.3	2:58:50.348
38	1:46.708	22.091	34.720	49.897	165.6	3:00:37.056
39	28:41.377B	21.932	41.775	...	10.3	3:29:18.433
40	2:44.005	42.733	50.045	1:11.227	107.8	3:32:02.438
41	2:17.528	35.167	42.119	1:00.242	128.5	3:34:19.966
42	2:12.698	32.165	41.968	58.565	133.2	3:36:32.664
43	1:46.809	22.443	35.301	49.065	165.5	3:38:19.473

29 Jesse POLDERDIJK NL						
Ajith - RedAnt Racing Porsche 911 GT3 CUP - type 992.1						
Lap	Time	Sector 1	Sector 2	Sector 3	Kph	Elapsed
1	9:31.006	7:35.082	49.023	1:06.901	29.6	9:31.006
2	2:10.446	30.613	42.058	57.775	135.5	11:41.452

39 Jani KÄKELÄ FI													
39 Racing Porsche 911 GT3 CUP - type 992.1													
Lap	Time	Sector 1	Sector 2	Sector 3	Kph	Elapsed	Lap	Time	Sector 1	Sector 2	Sector 3	Kph	Elapsed
1	9:34.232	7:56.075	42.541	55.616	29.4	9:34.232	3	1:52.813	23.884	37.357	51.572	156.7	13:23.463
2	1:56.418	24.650	38.709	53.059	151.8	11:30.650	4	1:51.231	23.091	36.812	51.328	158.9	15:14.694
3	1:52.813	23.884	37.357	51.572	156.7	13:23.463	5	1:49.947	23.023	36.225	50.699	160.7	17:04.641
4	1:51.231	23.091	36.812	51.328	158.9	15:14.694	6	1:49.092	22.785	35.938	50.369	162.0	18:53.733
5	1:49.947	23.023	36.225	50.699	160.7	17:04.641	7	1:48.563	22.732	35.780	50.051	162.8	20:42.296
6	1:49.092	22.785	35.938	50.369	162.0	18:53.733	8	1:48.363	22.665	35.638	50.060	163.1	22:30.659
7	1:48.563	22.732	35.780	50.051	162.8	20:42.296	9	5:38.809B	22.498	42.665	4:33.646	52.2	28:09.468
8	1:48.363	22.665	35.638	50.060	163.1	22:30.659	10	2:07.488	40.440	36.767	50.281	138.6	30:16.956
9	5:38.809B	22.498	42.665	4:33.646	52.2	28:09.468	11	1:48.629	22.719	35.926	49.984	162.7	32:05.585
10	2:07.488	40.440	36.767	50.281	138.6	30:16.956	12	1:48.945	23.264	35.734	49.947	162.2	33:54.530
11	1:48.629	22.719	35.926	49.984	162.7	32:05.585	13	1:48.051	22.606	35.639	49.806	163.6	35:42.581
12	1:48.945	23.264	35.734	49.947	162.2	33:54.530	14	1:47.425	22.583	35.316	49.526	164.5	37:30.006
13	1:48.051	22.606	35.639	49.806	163.6	35:42.581							
14	1:47.425	22.583	35.316	49.526	164.5	37:30.006							



Porsche Carrera Cup Benelux 4 Hours of Imola Test Session

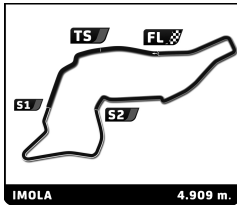
Sector Analysis

— Invalidated Lap ■ Personal Best ■ Session Best B Crossing the pit lane

Lap	Time	Sector 1	Sector 2	Sector 3	Kph	Elapsed	Lap	Time	Sector 1	Sector 2	Sector 3	Kph	Elapsed
15	1:48.354	22.390	36.248	49.716	163.1	39:18.360	27	34:57.551 B	22.469	35.830	...	8.4	1:51:12.599
16	1:47.406	22.502	35.418	49.486	164.5	41:05.766	28	2:07.377	40.317	36.287	50.773	138.7	1:53:19.976
17	1:47.511	22.440	35.466	49.605	164.4	42:53.277	29	1:48.199	22.514	35.734	49.951	163.3	1:55:08.175
18	19:37.613 B	22.365	35.310	...	15.0	1:02:30.890	30	1:48.528	22.484	35.510	50.534	162.8	1:56:56.703
19	2:10.745	42.120	37.802	50.823	135.2	1:04:41.635	31	1:56.515	22.423	35.516	58.576	151.7	1:58:53.218
20	1:47.983	22.719	35.718	49.546	163.7	1:06:29.618	32	1:48.732	22.890	35.440	50.402	162.5	2:00:41.950
21	1:47.317	22.382	35.561	49.374	164.7	1:08:16.935	33	1:48.399	22.673	35.427	50.299	163.0	2:02:30.349
22	1:47.551	22.443	35.423	49.685	164.3	1:10:04.486	34	1:49.473	23.165	36.142	50.166	161.4	2:04:19.822
23	1:47.785	22.398	35.561	49.826	164.0	1:11:52.271	35	1:51.227	22.801	37.207	51.219	158.9	2:06:11.049
24	1:49.258	22.531	35.349	51.378	161.7	1:13:41.529	36	1:48.599	22.512	35.886	50.201	162.7	2:07:59.648
25	1:47.381	22.649	35.343	49.389	164.6	1:15:28.910	37	1:49.963	22.911	36.441	50.611	160.7	2:09:49.611
26	54:25.363 B	22.495	35.553	...	5.4	2:09:54.273	38	48:15.682 B	23.356	35.463	...	6.1	2:58:05.293
27	2:18.963	42.506	39.457	57.000	127.2	2:12:13.236	39	2:39.755	50.867	48.999	59.889	110.6	3:00:45.048
28	1:49.645	23.618	36.041	49.986	161.2	2:14:02.881	40	1:55.514	26.252	38.273	50.989	153.0	3:02:40.562
29	12:39.478 B	22.338	44.614	...	23.3	2:26:42.359	41	1:47.308	22.455	35.342	49.511	164.7	3:04:27.870
30	2:11.471	41.350	38.457	51.664	134.4	2:28:53.830	42	1:47.252	22.338	35.239	49.675	164.8	3:06:15.122
31	1:48.500	22.602	35.347	50.551	162.9	2:30:42.330	43	1:47.500	22.316	35.096	50.088	164.4	3:08:02.622
32	1:46.783	22.455	35.041	49.287	165.5	2:32:29.113	44	1:47.723	22.405	35.458	49.860	164.1	3:09:50.345
33	1:47.048	22.257	35.235	49.556	165.1	2:34:16.161	45	1:47.534	22.318	35.171	50.045	164.3	3:11:37.879
34	4:52.772 B	23.561	35.323	3:53.888	60.4	2:39:08.933	46	1:51.053	23.603	37.253	50.197	159.1	3:13:28.932
35	2:04.025	38.563	35.895	49.567	142.5	2:41:12.958	47	1:47.472	22.541	35.381	49.550	164.4	3:15:16.404
36	1:46.834	22.286	34.955	49.593	165.4	2:42:59.792	48	1:48.089	22.474	35.512	50.103	163.5	3:17:04.493
37	1:46.542	22.189	35.042	49.311	165.9	2:44:46.334	49	1:47.955	22.330	35.513	50.112	163.7	3:18:52.448
38	1:47.212	22.050	35.284	49.878	164.8	2:46:33.546	50	1:50.594	22.430	38.076	50.088	159.8	3:20:43.042
39	1:46.398	22.088	34.956	49.354	166.1	2:48:19.944							
40	1:48.411	22.319	35.060	51.032	163.0	2:50:08.355							
41	1:48.255	23.016	35.135	50.104	163.2	2:51:56.610							
42	1:56.891	22.288	39.739	54.864	151.2	2:53:53.501							

44 Jakub TWARÓG							PL
JW Raceservice							Porsche 911 GT3 CUP - type 992.1
1	8:21.037	6:39.135	46.003	55.899	33.7	8:21.037	
2	1:56.304	24.616	38.226	53.462	152.0	10:17.341	
3	1:52.698	23.531	37.396	51.771	156.8	12:10.039	
4	1:51.799	23.222	36.837	51.740	158.1	14:01.838	
5	1:52.176	23.308	37.137	51.731	157.5	15:54.014	
6	1:53.129	23.402	38.059	51.668	156.2	17:47.143	
7	1:51.068	23.140	36.486	51.442	159.1	19:38.211	
8	1:52.113	24.122	36.588	51.403	157.6	21:30.324	
9	1:50.232	22.936	36.079	51.217	160.3	23:20.556	
10	16:14.588 B	37.687	1:07.595	...	18.1	39:35.144	
11	2:19.737	42.578	43.716	53.443	126.5	41:54.881	
12	1:50.419	23.601	36.102	50.716	160.0	43:45.300	
13	1:49.225	22.841	35.985	50.399	161.8	45:34.525	
14	1:48.806	22.582	35.748	50.476	162.4	47:23.331	
15	1:49.465	22.467	36.360	50.638	161.4	49:12.796	
16	1:49.733	22.686	36.473	50.574	161.0	51:02.529	
17	1:49.166	22.595	36.124	50.447	161.9	52:51.695	
18	1:49.058	22.829	35.895	50.334	162.0	54:40.753	
19	1:50.206	22.601	35.595	52.010	160.4	56:30.959	
20	1:48.282	22.487	35.685	50.110	163.2	58:19.241	
21	8:28.625 B	22.739	35.799	7:30.087	34.7	1:06:47.866	
22	2:11.009	41.117	38.307	51.585	134.9	1:08:58.875	
23	1:50.074	22.869	35.930	51.275	160.6	1:10:48.949	
24	1:48.903	22.758	35.774	50.371	162.3	1:12:37.852	
25	1:48.752	22.681	35.676	50.395	162.5	1:14:26.604	
26	1:48.444	22.728	35.697	50.019	163.0	1:16:15.048	

55 Karol KRET							PL
JW Raceservice							Porsche 911 GT3 CUP - type 992.1
1	7:59.158 B	4:36.038	45.266	2:37.854	35.2	7:59.158	
2	2:16.238	43.657	38.958	53.623	129.7	10:15.396	
3	1:52.620	23.683	37.298	51.639	156.9	12:18.016	
4	1:51.282	23.159	37.157	50.966	158.8	13:59.298	
5	1:49.997	23.018	36.370	50.609	160.7	15:49.295	
6	1:49.705	22.862	36.328	50.515	161.1	17:39.000	
7	1:49.180	22.875	36.130	50.175	161.9	19:28.180	
8	3:35.615 B	22.886	36.020	2:36.709	82.0	23:03.795	
9	4:51.435 B	53.368	1:07.439	2:50.628	60.6	27:55.230	
10	2:06.328	39.133	36.558	50.637	139.9	30:01.558	
11	1:48.933	22.823	36.035	50.075	162.2	31:50.491	
12	1:48.431	22.733	35.841	49.857	163.0	33:38.922	
13	1:47.889	22.518	35.673	49.698	163.8	35:26.811	
14	1:57.041	22.903	35.411	58.727	151.0	37:23.852	
15	1:47.843	22.519	35.654	49.670	163.9	39:11.695	
16	1:47.787	22.476	35.786	49.525	164.0	40:59.482	
17	1:51.518	23.623	36.997	50.898	158.5	42:51.000	
18	28:59.159 B	22.587	36.279	...	10.2	1:11:50.159	
19	2:21.807	43.440	40.988	57.379	124.6	1:14:11.966	
20	1:49.814	23.192	36.472	50.150	160.9	1:16:01.780	
21	1:48.236	22.587	35.694	49.955	163.3	1:17:50.016	
22	1:47.914	22.487	35.625	49.802	163.8	1:19:37.930	
23	1:47.439	22.380	35.414	49.645	164.5	1:21:25.369	
24	1:48.513	22.506	35.816	50.191	162.9	1:23:13.882	
25	1:47.327	22.395	35.433	49.499	164.7	1:25:01.209	
26	1:47.839	22.580	35.567	49.692	163.9	1:26:49.048	
27	1:47.583	22.569	35.452	49.562	164.3	1:28:36.631	
28	11:05.042 B	23.385	36.722	...	26.6	1:39:41.673	
29	2:08.288	40.322	37.429	50.537	137.8	1:41:49.961	
30	1:48.349	22.429	35.453	50.467	163.1	1:43:38.310	



Porsche Carrera Cup Benelux 4 Hours of Imola Test Session

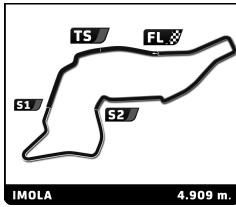
Sector Analysis

— Invalidated Lap ■ Personal Best ■ Session Best B Crossing the pit lane

Lap	Time	Sector 1	Sector 2	Sector 3	Kph	Elapsed	Lap	Time	Sector 1	Sector 2	Sector 3	Kph	Elapsed
31	1:47.484	22.430	35.423	49.631	164.4	1:45:25.794	33	<u>1:46.032</u>	21.992	34.830	<u>49.210</u>	166.7	1:37:37.642
32	1:47.197	22.389	35.428	49.380	164.9	1:47:12.991	34	<u>1:48.352</u>	22.262	35.853	<u>50.237</u>	163.1	1:39:25.994
33	<u>1:47.297</u>	22.396	35.270	<u>49.631</u>	164.7	1:49:00.288	35	2:21.378B	22.128	49.202	1:10.048	125.0	1:41:47.372
34	1:47.327	22.333	35.379	49.615	164.7	1:50:47.615	36	59:36.246B	42.012	39.623	...	4.9	2:41:23.618
35	1:47.164	22.213	35.204	49.747	164.9	1:52:34.779	37	2:40.270	1:09.990	37.041	53.239	110.3	2:44:03.888
36	2:01.074	22.628	39.428	59.018	146.0	1:54:35.853	38	1:49.210	23.334	35.903	49.973	161.8	2:45:53.098
37	1:47.265	22.376	35.411	49.478	164.8	1:56:23.118	39	1:47.179	22.268	35.335	49.576	164.9	2:47:40.277
38	45:47.793B	25.168	41.785	...	6.4	2:42:10.911	40	1:46.889	22.308	35.118	49.463	165.3	2:49:27.166
39	2:18.641	44.149	40.732	53.760	127.5	2:44:29.552	41	1:47.265	22.164	35.455	49.646	164.8	2:51:14.431
40	1:49.025	22.548	36.113	50.364	162.1	2:46:18.577	42	1:46.373	22.169	34.986	49.218	166.1	2:53:00.804
41	1:46.688	22.293	34.996	49.399	165.6	2:48:05.265	43	1:46.892	22.227	35.196	49.469	165.3	2:54:47.696
42	1:47.009	22.316	35.176	49.517	165.1	2:49:52.274	44	1:46.912	22.263	35.069	49.580	165.3	2:56:34.608
43	1:46.587	22.133	34.873	49.581	165.8	2:51:38.861	45	1:47.269	22.399	35.039	49.831	164.7	2:58:21.877
44	9:56.198B	22.695	36.463	8:57.040	29.6	3:01:35.059	46	1:46.778	22.183	35.125	49.470	165.5	3:00:08.655
45	2:08.433	39.148	39.603	49.682	137.6	3:03:43.492	47	1:46.926	22.128	35.278	49.520	165.3	3:01:55.581
46	1:47.337	22.206	34.979	50.152	164.6	3:05:30.829	48	1:46.401	22.182	35.023	49.196	166.1	3:03:41.982
47	1:46.825	22.292	35.209	49.324	165.4	3:07:17.654	49	19:06.106B	22.180	34.990	...	15.4	3:22:48.088
48	1:46.627	22.243	35.186	49.198	165.7	3:09:04.281	50	2:16.722	40.384	42.604	53.734	129.3	3:25:04.810
49	1:46.721	22.241	35.084	49.396	165.6	3:10:51.002	51	1:53.966	25.487	37.955	50.524	155.1	3:26:58.776
50	1:46.598	22.297	34.933	49.368	165.8	3:12:37.600	52	1:46.696	22.208	34.916	49.572	165.6	3:28:45.472
51	1:46.744	22.170	35.063	49.511	165.6	3:14:24.344	53	1:45.897	22.020	34.853	49.024	166.9	3:30:31.369
52	1:46.739	22.214	35.085	49.440	165.6	3:16:11.083							

63	Arthur PETERS	BE				
Team RaceArt						
Porsche 911 GT3 CUP - type 992.1						
1	4:36.738	2:51.928	46.617	58.193	61.0	4:36.738
2	1:58.048	26.043	38.495	53.510	149.7	6:34.786
3	1:54.352	24.312	37.755	52.285	154.5	8:29.138
4	1:52.539	23.539	37.122	51.878	157.0	10:21.677
5	1:51.291	23.499	36.666	51.126	158.8	12:12.968
6	1:51.130	23.237	36.800	51.093	159.0	14:04.098
7	1:50.411	23.159	36.470	50.782	160.1	15:54.509
8	1:49.868	23.360	36.218	50.290	160.9	17:44.377
9	1:49.046	22.835	35.793	50.418	162.1	19:33.423
10	1:48.600	22.590	35.758	50.252	162.7	21:22.023
11	12:17.361B	22.609	35.649	...	24.0	33:39.384
12	2:10.123	41.720	37.134	51.269	135.8	35:49.507
13	1:48.977	22.756	35.663	50.558	162.2	37:38.484
14	1:48.751	22.609	35.650	50.492	162.5	39:27.235
15	1:48.611	22.550	35.892	50.169	162.7	41:15.846
16	1:49.718	23.215	35.933	50.570	161.1	43:05.564
17	1:48.766	22.534	35.649	50.583	162.5	44:54.330
18	<u>1:50.370</u>	22.687	35.556	<u>52.127</u>	160.1	46:44.700
19	<u>1:49.209</u>	<u>22.991</u>	35.903	50.315	161.8	48:33.909
20	1:48.287	22.498	35.619	50.170	163.2	50:22.196
21	14:15.385B	22.443	37.099	...	20.7	1:04:37.581
22	2:18.452	42.261	40.921	55.270	127.6	1:06:56.033
23	2:07.783	27.007	40.327	1:00.449	138.3	1:09:03.816
24	1:51.905	23.593	37.680	50.632	157.9	1:10:55.721
25	1:46.999	22.276	35.339	49.384	165.2	1:12:42.720
26	1:46.500	22.188	34.909	49.403	165.9	1:14:29.220
27	12:01.237B	22.176	35.255	...	24.5	1:26:30.457
28	<u>2:13.640</u>	41.793	39.780	<u>52.067</u>	132.2	1:28:44.097
29	1:46.843	22.610	35.170	49.063	165.4	1:30:30.940
30	1:46.097	22.181	34.775	49.141	166.6	1:32:17.037
31	1:48.180	22.315	34.799	51.066	163.4	1:34:05.217
32	1:46.393	22.072	34.737	49.584	166.1	1:35:51.610

72	Ali ALJUFFALI	SA				
Quanloop EST1 Racing						
Porsche 911 GT3 CUP - type 992.1						
1	11:26.002	9:42.142	46.868	56.992	24.6	11:26.002
2	2:00.198	25.500	38.928	55.770	147.0	13:26.200
3	1:54.977	24.175	38.048	52.754	153.7	15:21.177
4	1:54.991	23.937	37.786	53.268	153.7	17:16.168
5	1:52.961	24.037	37.229	51.695	156.4	19:09.129
6	1:51.483	23.358	36.771	51.354	158.5	21:00.612
7	2:09.780B	23.839	36.923	1:09.018	136.2	23:10.392
8	7:31.748	6:02.543	37.797	51.408	39.1	30:42.140
9	1:51.779	23.210	36.785	51.784	158.1	32:33.919
10	1:52.001	23.026	37.930	51.045	157.8	34:25.920
11	1:50.525	23.126	36.233	51.166	159.9	36:16.445
12	1:51.660	23.898	36.787	50.975	158.3	38:08.105
13	1:49.923	23.032	36.146	50.745	160.8	39:58.028
14	2:08.998B	22.932	37.652	1:08.414	137.0	42:07.026
15	20:07.599	...	40.886	55.959	14.6	1:02:14.625
16	1:56.309	25.834	37.525	52.950	151.9	1:04:10.934
17	1:49.093	22.697	36.103	50.293	162.0	1:06:00.027
18	2:06.993	22.615	35.787	1:08.591	139.2	1:08:07.020
19	1:51.188	23.894	36.370	50.924	158.9	1:09:58.208
20	1:48.903	22.917	35.643	50.343	162.3	1:11:47.111
21	1:48.806	22.623	35.827	50.356	162.4	1:13:35.917
22	38:51.394B	22.636	35.726	...	7.6	1:52:27.311
23	2:19.168	43.453	40.768	54.947	127.0	1:54:46.479
24	1:54.768	25.926	36.777	52.065	154.0	1:56:41.247
25	1:49.048	22.826	35.688	50.534	162.1	1:58:30.295
26	1:49.652	22.650	36.443	50.559	161.2	2:00:19.947
27	1:49.705	23.155	36.183	50.367	161.1	2:02:09.652
28	1:48.375	22.530	36.027	49.818	163.1	2:03:58.027
29	2:05.876B	22.676	36.265	1:06.935	140.4	2:06:03.903
30	25:42.174	...	37.747	51.333	11.5	2:31:46.077
31	1:48.668	22.617	35.728	50.323	162.6	2:33:34.745
32	1:48.062	22.402	35.809	49.851	163.5	2:35:22.807
33	1:47.693	22.287	35.526	49.880	164.1	2:37:10.500



Porsche Carrera Cup Benelux 4 Hours of Imola Test Session

Sector Analysis

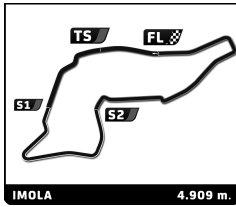
— Invalidated Lap ■ Personal Best ■ Session Best B Crossing the pit lane

Lap	Time	Sector 1	Sector 2	Sector 3	Kph	Elapsed	Lap	Time	Sector 1	Sector 2	Sector 3	Kph	Elapsed
34	2:22.649B	23.546	47.916	1:11.187	123.9	2:39:33.149	42	1:45.962	22.027	34.735	49.200	166.8	3:09:45.338
35	6:28.960	4:54.817	38.574	55.569	45.4	2:46:02.109	43	1:45.628	22.110	34.568	48.950	167.3	3:11:30.966
36	1:54.532	24.227	39.854	50.451	154.3	2:47:56.641	44	1:50.460	22.087	34.755	53.618	160.0	3:13:21.426
37	1:47.825	22.388	35.464	49.973	163.9	2:49:44.466	45	2:05.133	22.132	46.553	56.448	141.2	3:15:26.559
38	1:47.599	22.478	35.407	49.714	164.2	2:51:32.065							
39	1:46.992	22.302	35.106	49.584	165.2	2:53:19.057							
40	34:14.136B	23.878	38.426	...	8.6	3:27:33.193							
41	2:19.907	44.337	42.358	53.212	126.3	3:29:53.100							
42	1:55.568	23.995	40.008	51.565	152.9	3:31:48.668							
43	1:49.038	22.517	36.436	50.085	162.1	3:33:37.706							
44	1:48.446	22.452	35.501	50.493	163.0	3:35:26.152							
45	1:49.012	22.404	35.794	50.814	162.1	3:37:15.164							
46	2:04.684B	22.587	35.495	1:06.602	141.7	3:39:19.848							

77 David DZIWOK PL						
Team GP Elite Porsche 911 GT3 CUP - type 992.1						
1	9:22.735B	6:45.973	1:01.759	1:35.003	30.0	9:22.735
2	8:08.039	6:24.676	43.998	59.365	36.2	17:30.774
3	1:57.469	25.016	38.150	54.303	150.4	19:28.243
4	1:56.325	24.610	37.162	54.553	151.9	21:24.568
5	1:50.431	23.043	36.522	50.866	160.0	23:14.999
6	3:33.469B	38.266	1:07.750	1:47.453	82.8	26:48.468
7	3:10.240	1:44.031	36.083	50.126	92.9	29:58.708
8	1:48.834	22.660	35.868	50.306	162.4	31:47.542
9	1:48.881	22.686	35.719	50.476	162.3	33:36.423
10	1:48.233	22.502	35.678	50.053	163.3	35:24.656
11	1:54.739	28.130	36.109	50.500	154.0	37:19.395
12	1:49.350	24.198	35.462	49.690	161.6	39:08.745
13	1:47.674	22.742	35.319	49.613	164.1	40:56.419
14	1:48.103	23.045	35.267	49.791	163.5	42:44.522
15	2:29.455B	25.268	44.871	1:19.316	118.2	45:13.977
16	6:47.203	5:20.288	36.842	50.073	43.4	52:01.180
17	1:47.288	22.456	35.252	49.580	164.7	53:48.468
18	1:47.314	22.560	35.258	49.496	164.7	55:35.782
19	31:06.496B	26.222	36.029	...	9.5	1:26:42.278
20	2:05.818	38.732	36.480	50.606	140.5	1:28:48.096
21	1:47.541	22.447	35.453	49.641	164.3	1:30:35.637
22	1:47.102	22.287	35.293	49.522	165.0	1:32:22.739
23	1:48.148	22.497	35.852	49.799	163.4	1:34:10.887
24	2:06.001B	22.512	35.203	1:08.286	140.3	1:36:16.888
25	4:45.370	3:05.940	44.924	54.506	61.9	1:41:02.258
26	1:49.327	23.224	36.095	50.008	161.6	1:42:51.585
27	1:47.025	22.287	35.332	49.406	165.1	1:44:38.610
28	1:46.168	22.113	34.888	49.167	166.5	1:46:24.778
29	2:05.449B	22.167	35.026	1:08.256	140.9	1:48:30.227
30	54:15.858B	3:37.322	45.590	...	5.4	2:42:46.085
31	2:08.586	40.102	36.677	51.807	137.4	2:44:54.671
32	1:47.377	22.521	35.267	49.589	164.6	2:46:42.048
33	1:53.162	22.163	41.201	49.798	156.2	2:48:35.210
34	1:46.587	22.184	34.754	49.649	165.8	2:50:21.797
35	1:47.159	22.168	35.336	49.655	164.9	2:52:08.956
36	1:46.692	22.145	35.049	49.498	165.6	2:53:55.648
37	1:46.662	22.198	34.997	49.467	165.7	2:55:42.310
38	1:46.494	22.179	34.971	49.344	165.9	2:57:28.804
39	2:05.936B	22.230	34.962	1:08.744	140.3	2:59:34.740
40	6:35.506	4:52.791	43.968	58.747	44.7	3:06:10.246
41	1:49.130	22.627	35.878	50.625	161.9	3:07:59.376

83 Makoto HAGA JP						
Team GP Elite Porsche 911 GT3 CUP - type 992.1						
1	11:29.101	9:33.236	46.986	1:08.879	24.5	11:29.101
2	2:08.659	29.758	40.711	58.190	137.4	13:37.760
3	1:57.353	24.880	37.951	54.522	150.6	15:35.113
4	2:28.928B	28.290	40.066	1:20.572	118.7	18:04.041
5	7:53.409B	5:27.809	51.887	1:33.713	37.3	25:57.450
6	4:27.027	2:50.499	41.077	55.451	66.2	30:24.477
7	2:00.531	24.442	41.310	54.779	146.6	32:25.008
8	56:56.061B	25.159	42.691	...	5.2	1:29:21.069
9	2:31.798	48.662	40.547	1:02.589	116.4	1:31:52.867
10	1:56.379	24.298	37.904	54.177	151.9	1:33:49.246
11	1:54.173	23.741	37.296	53.136	154.8	1:35:43.419
12	1:52.253	23.461	36.886	51.906	157.4	1:37:35.672
13	1:53.574	23.578	38.118	51.878	155.6	1:39:29.246
14	1:52.917	23.498	37.172	52.247	156.5	1:41:22.163
15	2:40.528B	23.381	56.841	1:20.306	110.1	1:44:02.691
16	8:17.872B	35.5	1:52:20.563

96 Milan MARCZAK NL						
Ajith - RedAnt Racing Porsche 911 GT3 CUP - type 992.1						
1	10:51.981	8:43.455	1:04.855	1:03.671	25.9	10:51.981
2	2:15.780	30.972	41.612	1:03.196	130.2	13:07.761
3	1:51.580	24.356	36.791	50.433	158.4	14:59.341
4	1:49.967	23.222	36.076	50.669	160.7	16:49.308
5	14:43.201B	28.963	42.407	...	20.0	31:32.509
6	2:07.347	40.970	36.232	50.145	138.8	33:39.856
7	1:47.667	22.557	35.357	49.753	164.1	35:27.523
8	1:47.838	22.840	35.309	49.689	163.9	37:15.361
9	1:47.668	22.514	35.315	49.839	164.1	39:03.029
10	1:46.795	22.306	35.089	49.400	165.5	40:49.824
11	1:46.718	22.348	35.017	49.353	165.6	42:36.542
12	1:47.108	22.133	35.128	49.847	165.0	44:23.650
13	1:47.826	22.124	35.078	50.624	163.9	46:11.476
14	19:07.422B	22.299	36.021	...	15.4	1:05:18.898
15	2:11.622	39.476	36.656	55.490	134.3	1:07:30.520
16	1:48.377	22.728	35.535	50.114	163.1	1:09:18.897
17	1:47.266	22.403	34.898	49.965	164.8	1:11:06.163
18	1:47.175	22.305	35.259	49.611	164.9	1:12:53.338
19	1:47.098	22.182	35.297	49.619	165.0	1:14:40.436
20	1:46.844	22.114	35.207	49.523	165.4	1:16:27.280
21	1:47.646	22.112	35.355	50.179	164.2	1:18:14.926
22	1:47.958	22.089	35.245	50.624	163.7	1:20:02.884
23	1:49.592	22.454	37.368	49.770	161.3	1:21:52.476
24	6:23.375B	25.981	36.035	5:21.359	46.1	1:28:15.851
25	36:24.141B	37.736	36.704	...	8.1	2:04:39.992
26	2:06.725	39.718	36.892	50.115	139.5	2:06:46.717
27	1:47.586	22.493	35.290	49.803	164.3	2:08:34.303
28	1:46.768	22.237	35.015	49.516	165.5	2:10:21.071
29	15:50.015B	22.558	37.332	...	18.6	2:26:11.086
30	2:10.409	43.414	36.071	50.924	135.5	2:28:21.495
31	1:46.275	22.367	34.901	49.007	166.3	2:30:07.770



Porsche Carrera Cup Benelux 4 Hours of Imola Test Session

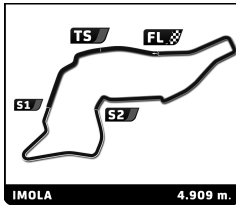
Sector Analysis

— Invalidated Lap ■ Personal Best ■ Session Best B Crossing the pit lane

Lap	Time	Sector 1	Sector 2	Sector 3	Kph	Elapsed	Lap	Time	Sector 1	Sector 2	Sector 3	Kph	Elapsed
32	1:45.925	21.981	34.907	49.037	166.8	2:31:53.695	33	1:46.869	22.454	35.118	49.297	165.4	2:33:48.806
33	1:46.093	22.133	34.945	49.015	166.6	2:33:39.788	34	1:46.011	22.100	34.804	49.107	166.7	2:35:34.817
34	1:45.763	22.051	34.766	48.946	167.1	2:35:25.551	35	1:45.622	21.931	34.869	48.822	167.3	2:37:20.439
35	1:45.889	21.972	34.724	49.193	166.9	2:37:11.440	36	8:47.920 B	22.235	36.396	7:49.289	33.5	2:46:08.359
36	1:46.473	22.048	34.914	49.511	166.0	2:38:57.913	37	2:09.612	41.555	37.411	50.646	136.3	2:48:17.971
37	1:47.340	22.459	35.482	49.399	164.6	2:40:45.253	38	1:45.968	22.291	34.732	48.945	166.8	2:50:03.939
38	1:45.831	22.158	34.690	48.983	167.0	2:42:31.084	39	1:45.473	22.079	34.655	48.739	167.6	2:51:49.412
39	1:46.529	22.382	35.135	49.012	165.9	2:44:17.613	40	1:45.431	21.952	34.775	48.704	167.6	2:53:34.843
40	1:46.285	21.947	35.175	49.163	166.3	2:46:03.898	41	1:45.795	21.912	34.741	49.142	167.0	2:55:20.638
41	19:06.697 B	22.098	35.369	...	15.4	3:05:10.595	42	1:45.605	21.975	34.752	48.878	167.3	2:57:06.243
42	2:03.431	38.025	35.821	49.585	143.2	3:07:14.026	43	21:26.781 B	22.346	37.021	...	13.7	3:18:33.024
43	1:46.527	22.118	35.449	48.960	165.9	3:09:00.553	44	2:38.025	50.773	46.350	1:00.902	111.8	3:21:11.049
44	1:46.537	22.185	35.016	49.336	165.9	3:10:47.090	45	1:55.360	26.652	37.657	51.051	153.2	3:23:06.409
45	1:47.196	22.024	35.340	49.832	164.9	3:12:34.286	46	1:46.494	22.366	34.929	49.199	165.9	3:24:52.903
46	1:47.269	22.097	35.151	50.021	164.7	3:14:21.555	47	1:45.547	22.112	34.663	48.772	167.4	3:26:38.450
47	5:07.987 B	22.718	35.383	4:09.886	57.4	3:19:29.542	48	1:45.259	22.058	34.571	48.630	167.9	3:28:23.709
48	2:29.137	48.889	43.856	56.392	118.5	3:21:58.679	49	1:45.639	22.008	34.677	48.954	167.3	3:30:09.348
49	1:56.716	26.998	38.462	51.256	151.4	3:23:55.395							
50	1:45.269	21.957	34.577	48.735	167.9	3:25:40.664							
51	1:46.897	21.841	34.422	50.634	165.3	3:27:27.561							
52	1:45.524	21.890	34.776	48.858	167.5	3:29:13.085							
53	4:53.141 B	21.920	34.567	3:56.654	60.3	3:34:06.226							

919 Hjelte HOFFNER NL						
MDM Motorsport Porsche 911 GT3 CUP - type 992.1						
Lap	Time	Sector 1	Sector 2	Sector 3	Kph	Elapsed
1	6:19.083	4:39.789	41.918	57.376	44.5	6:19.083
2	1:56.316	25.635	38.096	52.585	151.9	8:15.399
3	1:51.865	23.666	37.031	51.168	158.0	10:07.264
4	1:51.557	23.130	37.350	51.077	158.4	11:58.821
5	1:49.608	22.764	36.173	50.671	161.2	13:48.429
6	1:49.506	22.825	35.791	50.890	161.4	15:37.935
7	1:48.802	22.490	35.704	50.608	162.4	17:26.737
8	1:48.464	22.552	35.707	50.205	162.9	19:15.201
9	14:06.248 B	22.451	37.028	...	20.9	33:21.449
10	2:11.188	44.759	36.022	50.407	134.7	35:32.637
11	1:47.375	22.520	35.241	49.614	164.6	37:20.012
12	1:47.814	22.688	35.389	49.737	163.9	39:07.826
13	1:47.259	22.391	35.388	49.480	164.8	40:55.085
14	16:23.278 B	22.529	35.219	...	18.0	57:18.363
15	2:43.192	55.832	46.511	1:00.849	108.3	1:00:01.555
16	2:01.322	28.853	38.015	54.454	145.7	1:02:02.877
17	1:47.754	22.518	35.269	49.967	164.0	1:03:50.631
18	1:47.601	22.530	35.151	49.920	164.2	1:05:38.232
19	1:47.294	22.321	35.318	49.655	164.7	1:07:25.526
20	1:46.864	22.351	35.115	49.398	165.4	1:09:12.390
21	1:46.634	22.196	35.239	49.199	165.7	1:10:59.024
22	1:46.568	22.184	35.116	49.268	165.8	1:12:45.592
23	7:30.280 B	22.222	36.775	6:31.283	39.2	1:20:15.872
24	2:38.953	51.989	45.374	1:01.590	111.2	1:22:54.825
25	1:54.944	27.391	37.389	50.164	153.7	1:24:49.769
26	1:47.014	22.421	35.039	49.554	165.1	1:26:36.783
27	1:47.118	22.364	35.334	49.420	165.0	1:28:23.901
28	1:46.638	22.293	34.900	49.445	165.7	1:30:10.539
29	1:46.261	22.268	34.879	49.114	166.3	1:31:56.800
30	45:18.947 B	23.986	40.313	...	6.5	2:17:15.747
31	12:45.676	...	45.348	57.782	23.1	2:30:01.423
32	2:00.514	25.287	41.509	53.718	146.6	2:32:01.937

998 Jan SEYFFERT DE						
MDM Motorsport Porsche 911 GT3 CUP - type 992.1						
Lap	Time	Sector 1	Sector 2	Sector 3	Kph	Elapsed
1	6:21.002	4:41.755	41.884	57.363	44.3	6:21.002
2	1:56.107	25.308	37.649	53.150	152.2	8:17.109
3	1:50.800	23.192	36.575	51.033	159.5	10:07.909
4	1:49.790	23.076	36.335	50.379	161.0	11:57.699
5	1:49.088	22.896	36.043	50.149	162.0	13:46.787
6	1:50.426	22.607	35.923	51.896	160.0	15:37.213
7	1:48.086	22.540	35.630	49.916	163.5	17:25.299
8	10:55.959 B	22.740	36.054	9:57.165	26.9	28:21.258
9	2:05.834	39.183	36.541	50.110	140.4	30:27.092
10	1:48.336	22.487	36.018	49.831	163.1	32:15.428
11	1:49.434	22.765	36.776	49.893	161.5	34:04.862
12	1:47.751	22.367	35.605	49.779	164.0	35:52.613
13	8:43.711 B	22.445	35.701	7:45.565	33.7	44:36.324
14	2:23.356	46.134	42.351	54.871	123.3	46:59.680
15	1:52.564	25.225	36.881	50.458	157.0	48:52.244
16	1:47.320	22.460	35.243	49.617	164.7	50:39.564
17	1:47.165	22.373	35.274	49.518	164.9	52:26.729
18	1:47.191	22.222	35.411	49.558	164.9	54:13.920
19	1:47.003	22.231	35.271	49.501	165.2	56:00.923
20	1:46.955	22.291	35.105	49.559	165.2	57:47.878
21	1:03:32.410 B	22.274	35.458	...	4.6	2:01:20.288
22	2:31.348	49.608	44.926	56.814	116.8	2:03:51.636
23	1:54.022	25.947	37.178	50.897	155.0	2:05:45.658
24	1:46.687	22.245	35.055	49.387	165.6	2:07:32.345
25	1:46.207	22.131	34.940	49.136	166.4	2:09:18.552
26	1:45.939	22.008	34.880	49.051	166.8	2:11:04.491
27	1:46.058	22.012	34.977	49.069	166.6	2:12:50.549
28	6:47.600 B	22.097	35.949	5:49.554	43.4	2:19:38.149
29	8:44.027	7:13.333	36.524	54.170	33.7	2:28:22.176
30	1:46.590	22.266	35.106	49.218	165.8	2:30:08.766
31	1:46.575	22.051	35.123	49.401	165.8	2:31:55.341
32	1:46.479	21.989	34.793	49.697	166.0	2:33:41.820
33	14:08.153 B	21.980	35.086	...	20.8	2:47:49.973
34	2:36.328	53.162	44.847	58.319	113.0	2:50:26.301
35	1:52.249	24.778	35.992	51.479	157.4	2:52:18.550
36	1:45.878	22.069	34.942	48.867	166.9	2:54:04.428
37	1:45.612	22.015	34.706	48.891	167.3	2:55:50.040



Porsche Carrera Cup Benelux 4 Hours of Imola Test Session

Sector Analysis

_ Invalidated Lap
 ■ Personal Best
 ■ Session Best
 B Crossing the pit lane

Lap	Time	Sector 1	Sector 2	Sector 3	Kph	Elapsed	Lap	Time	Sector 1	Sector 2	Sector 3	Kph	Elapsed
38	1:45.928	21.881	34.980	49.067	166.8	2:57:35.968							
39	6:37.902 B	22.046	34.751	5:41.105	44.4	3:04:13.870							
40	2:05.054	39.804	35.434	49.816	141.3	3:06:18.924							
41	1:45.858	22.122	34.796	48.940	166.9	3:08:04.782							
42	1:48.730	21.980	35.164	51.586	162.5	3:09:53.512							
43	1:46.658	22.036	34.642	49.980	165.7	3:11:40.170							
44	1:46.665	22.053	35.110	49.502	165.7	3:13:26.835							
45	1:46.496	22.060	35.056	49.380	165.9	3:15:13.331							
46	11:02.095B	22.132	35.226	...	26.7	3:26:15.426							
47	2:36.137	50.254	44.888	1:00.995	113.2	3:28:51.563							
48	1:55.709	25.233	37.981	52.495	152.7	3:30:47.272							
49	1:49.941	23.746	35.737	50.458	160.7	3:32:37.213							