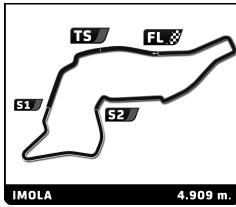


Porsche Carrera Cup Benelux 4 Hours of Imola Free Practice 1

Sector Analysis

— Invalidated Lap ■ Personal Best ■ Session Best B Crossing the pit lane

Lap	Time	Sector 1	Sector 2	Sector 3	Kph	Elapsed	Lap	Time	Sector 1	Sector 2	Sector 3	Kph	Elapsed
5 Joep BREEDVELD NED							Porsche 911 GT3 CUP - type 992.1						
Team RaceArt													
1	2:27.387	49.328	43.391	54.668	114.6	2:27.387	14	1:46.931	22.138	35.526	49.267	165.3	35:51.586
2	1:51.738	24.593	36.846	50.299	158.2	4:19.125	15	1:45.457	21.867	34.860	48.730	167.6	37:37.043
3	1:46.775	22.216	35.403	49.156	165.5	6:05.900	16	1:45.779	22.043	34.966	48.770	167.1	39:22.822
4	1:47.033	22.181	35.272	49.580	165.1	7:52.933	17	1:45.314	21.800	34.942	48.572	167.8	41:08.136
5	1:46.430	22.017	35.376	49.037	166.0	9:39.363							
6	1:47.250	21.970	36.284	48.996	164.8	11:26.613							
7	1:45.940	21.745	35.063	49.132	166.8	13:12.553							
8	5:41.773B	21.915	35.774	4:44.084	51.7	18:54.326							
9	2:25.087	45.875	43.582	55.630	121.8	21:19.413							
10	1:48.968	23.484	35.980	49.504	162.2	23:08.381							
11	1:45.990	22.046	34.967	48.977	166.7	24:54.371							
12	1:45.366	21.938	34.813	48.615	167.7	26:39.737							
13	1:45.243	21.657	34.860	48.726	167.9	28:24.980							
14	5:33.528B	21.748	34.940	4:36.840	53.0	33:58.508							
15	2:18.443	52.237	36.835	49.371	127.7	36:16.951							
16	1:45.178	21.753	34.828	48.597	168.0	38:02.129							
17	1:44.514	21.646	34.483	48.385	169.1	39:46.643							
18	1:45.167	21.883	34.806	48.478	168.0	41:31.810							
8 Joep MULLER NED							Porsche 911 GT3 CUP - type 992.1						
PG Motorsport													
1	2:32.532	50.834	43.121	58.577	110.7	2:32.532							
2	2:00.750	25.151	39.828	55.771	146.4	4:33.282							
3	1:58.002	24.627	39.464	53.911	149.8	6:31.284							
4	1:56.098	25.865	38.028	52.205	152.2	8:27.382							
5	1:51.094	23.097	36.533	51.464	159.1	10:18.476							
6	3:36.599B	22.276	35.253	2:39.070	81.6	13:55.075							
7	2:28.584	57.701	41.443	49.440	118.9	16:23.659							
8	1:46.083	22.051	35.140	48.892	166.6	18:09.742							
9	1:46.616	22.348	35.206	49.062	165.8	19:56.358							
10	1:46.121	22.042	35.244	48.835	166.5	21:42.479							
11	1:46.243	21.950	35.384	48.909	166.3	23:28.722							
12	5:05.427B	21.937	34.884	4:08.606	57.9	28:34.149							
13	2:07.290	40.714	36.898	49.678	138.8	30:41.439							
14	1:45.875	21.981	34.920	48.974	166.9	32:27.314							
15	1:45.084	21.877	34.717	48.490	168.2	34:12.398							
16	1:44.617	21.705	34.536	48.376	168.9	35:57.015							
17	1:44.941	21.612	34.500	48.829	168.4	37:41.956							
13 Mees MULLER NED							Porsche 911 GT3 CUP - type 992.1						
PG Motorsport													
1	2:32.075	56.121	40.821	55.133	111.0	2:32.075							
2	1:52.769	23.848	37.917	51.004	156.7	4:24.844							
3	1:48.064	22.264	36.082	49.718	163.5	6:12.908							
4	1:47.507	22.345	35.715	49.447	164.4	8:00.415							
5	7:25.862B	22.035	35.574	6:28.253	39.6	15:26.277							
6	2:04.365	38.329	36.183	49.853	142.1	17:30.642							
7	1:46.701	21.999	35.420	49.282	165.6	19:17.343							
8	1:47.950	22.211	35.262	50.477	163.7	21:05.293							
9	1:46.501	21.840	35.409	49.252	165.9	22:51.794							
10	1:46.123	21.875	35.220	49.028	166.5	24:37.917							
11	5:27.866B	22.690	35.838	4:29.338	53.9	30:05.783							
12	2:10.703	42.277	36.832	51.594	135.2	32:16.486							
13	1:48.169	22.766	35.845	49.558	163.4	34:04.655							
18 Henry WHEELER AUS							Porsche 911 GT3 CUP - type 992.1						
a-worx by KATANA Tools													
1	3:01.978B	59.135	42.444	1:20.399	92.8	3:01.978							
2	2:24.667	55.867	37.163	51.637	122.2	5:26.645							
3	1:48.895	22.727	36.093	50.075	162.3	7:15.540							
4	1:47.471	22.401	35.598	49.472	164.4	9:03.011							
5	1:46.968	22.043	35.336	49.589	165.2	10:49.979							
6	1:46.899	22.200	35.343	49.356	165.3	12:36.878							
7	5:41.065B	22.043	35.992	4:43.030	51.8	18:17.943							
8	2:04.907	39.016	36.065	49.826	141.5	20:22.850							
9	1:46.705	22.253	35.194	49.258	165.6	22:09.555							
10	1:46.589	22.123	35.080	49.386	165.8	23:56.144							
11	4:57.893B	22.130	35.773	3:59.990	59.3	28:54.037							
12	2:24.111	50.057	38.917	55.137	122.6	31:18.148							
13	1:50.973	22.816	37.965	50.192	159.2	33:09.121							
14	1:45.853	22.175	35.071	48.607	167.0	34:54.974							
15	1:45.268	21.842	34.819	48.607	167.9	36:40.242							
16	1:45.046	21.833	34.703	48.510	168.2	38:25.288							
17	1:44.580	21.778	34.508	48.294	169.0	40:09.868							
22 Frank PORTÉ RUIZ AND							Porsche 911 GT3 CUP - type 992.1						
NGT Racing													
1	2:16.533	41.605	40.695	54.233	123.7	2:16.533							
2	1:54.692	24.804	36.907	52.981	154.1	4:11.225							
3	1:48.805	22.671	35.588	50.546	162.4	6:00.030							
4	1:47.031	22.295	35.494	49.242	165.1	7:47.061							
5	1:48.176	22.029	35.338	50.809	163.4	9:35.237							
6	1:46.469	22.169	35.250	49.050	166.0	11:21.706							
7	1:46.459	22.034	35.483	48.942	166.0	13:08.165							
8	8:05.815B	24.414	46.388	6:55.013	36.4	21:13.980							
9	2:19.677	43.674	41.003	55.000	126.5	23:33.657							
10	1:52.991	24.132	36.823	52.036	156.4	25:26.648							
11	1:49.154	22.204	36.704	50.246	161.9	27:15.802							
12	1:47.067	22.380	35.229	49.458	165.1	29:02.869							
13	1:46.829	22.585	35.332	48.912	165.4	30:49.698							
14	1:45.981	22.011	34.933	49.037	166.8	32:35.679							
15	4:15.444B	21.875	35.426	3:18.143	69.2	36:51.123							
16	2:05.496	38.540	37.860	49.096	140.8	38:56.619							
17	1:46.384	21.940	35.043	49.401	166.1	40:43.003							
28 Alexander REIMANN EST							Porsche 911 GT3 CUP - type 992.1						
Quanloop EST1 Racing													
1	2:29.125B	40.236	38.670	1:10.219	113.2	2:29.125							
2	2:15.402	48.492	36.957	49.953	130.5	4:44.527							
3	1:48.089	22.271	36.195	49.623	163.5	6:32.616							
4	1:47.451	22.622	35.573	49.256	164.5	8:20.067							
5	2:03.920B	22.127	35.317	1:06.476	142.6	10:23.987							
6	4:45.927	2:47.839	39.196	1:18.892	61.8	15:09.914							
7	1:51.473	24.227	35.872	51.374	158.5	17:01.387							
8	1:46.088	22.323	35.036	48.729	166.6	18:47.475							
9	1:45.023	21.857	34.756	48.410	168.3	20:32.498							
10	1:45.032	21.852	34.689	48.491	168.3	22:17.530							



Porsche Carrera Cup Benelux 4 Hours of Imola Free Practice 1

Sector Analysis

— Invalidated Lap ■ Personal Best ■ Session Best B Crossing the pit lane

Lap	Time	Sector 1	Sector 2	Sector 3	Kph	Elapsed	Lap	Time	Sector 1	Sector 2	Sector 3	Kph	Elapsed
11	2:02.983B	22.098	35.086	1:05.799	143.7	24:20.513	5	1:56.345	25.434	39.177	51.734	151.9	14:18.610
12	5:32.795	3:57.984	41.798	53.013	53.1	29:53.308	6	2:17.967	51.861	36.373	49.733	128.1	16:36.577
13	1:49.221	23.244	36.523	49.454	161.8	31:42.529	7	1:46.194	21.797	35.317	49.080	166.4	18:22.771
14	1:44.369	21.639	34.379	48.351	169.3	33:26.898	8	1:45.484	21.913	34.776	48.795	167.5	20:08.255
15	1:43.851	21.608	34.326	47.917	170.2	35:10.749	9	1:46.667	22.983	34.639	49.045	165.7	21:54.922
16	1:43.863	21.586	34.301	47.976	170.2	36:54.612	10	1:45.570	21.743	34.754	49.073	167.4	23:40.492
17	1:51.432	22.948	37.358	51.126	158.6	38:46.044	11	4:17.269B	21.829	48.530	3:06.910	68.7	27:57.761
18	1:43.905	21.583	34.361	47.961	170.1	40:29.949	12	2:01.642	37.225	35.121	49.296	145.3	29:59.403

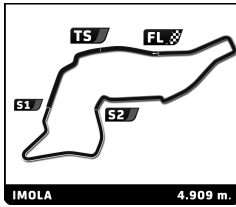
29 Jesse POLDERDIJK NED						
Ajith - RedAnt Racing Porsche 911 GT3 CUP - type 992.1						
1	2:42.336	1:02.372	41.715	58.249	104.0	2:42.336
2	1:52.608	24.304	36.790	51.514	156.9	4:34.944
3	1:51.119	22.823	36.682	51.614	159.0	6:26.063
4	1:48.600	22.324	35.819	50.457	162.7	8:14.663
5	1:47.638	22.260	35.541	49.837	164.2	10:02.301
6	1:47.821	22.366	35.672	49.783	163.9	11:50.122
7	1:47.391	22.447	35.430	49.514	164.6	13:37.513
8	6:46.674B	22.405	1:02.337	5:21.932	43.5	20:24.187
9	2:06.733	39.928	36.717	50.088	139.4	22:30.920
10	1:46.960	22.035	35.432	49.493	165.2	24:17.880
11	1:47.195	22.273	35.543	49.379	164.9	26:05.075
12	4:34.231B	22.543	35.703	3:35.985	64.4	30:39.306
13	2:13.615	41.481	40.089	52.045	132.3	32:52.921
14	1:48.096	22.845	35.573	49.678	163.5	34:41.017
15	1:46.206	22.016	35.217	48.973	166.4	36:27.223
16	1:45.775	21.754	35.187	48.834	167.1	38:12.998
17	1:46.554	21.964	34.929	49.661	165.9	39:59.552
18	1:45.740	21.932	34.951	48.857	167.1	41:45.292

39 Jani KÄKELÄ FIN						
39 Racing Porsche 911 GT3 CUP - type 992.1						
1	2:41.790	1:00.461	42.384	58.945	104.4	2:41.790
2	1:54.463	25.253	37.916	51.294	154.4	4:36.253
3	1:48.875	22.633	36.343	49.899	162.3	6:25.128
4	1:48.153	22.391	35.281	50.481	163.4	8:13.281
5	1:46.765	22.086	35.288	49.391	165.5	10:00.046
6	1:45.955	22.086	34.924	48.945	166.8	11:46.001
7	1:46.056	21.987	35.007	49.062	166.6	13:32.057
8	9:06.796B	22.246	54.741	7:49.809	32.3	22:38.853
9	2:05.137	39.654	36.245	49.238	141.2	24:43.990
10	1:45.691	21.892	35.107	48.692	167.2	26:29.681
11	1:46.494	22.038	35.348	49.108	165.9	28:16.175
12	1:45.615	21.949	34.813	48.853	167.3	30:01.790
13	1:45.951	22.171	35.000	48.780	166.8	31:47.741
14	1:45.763	21.830	35.071	48.862	167.1	33:33.504
15	1:45.683	22.089	34.834	48.760	167.2	35:19.187
16	1:50.797	26.084	35.877	48.836	159.5	37:09.984
17	1:47.640	21.770	34.959	50.911	164.2	38:57.624
18	1:47.128	21.787	35.234	50.107	165.0	40:44.752

44 Jakub TWARÓG POL						
JW Raceservice Porsche 911 GT3 CUP - type 992.1						
1	2:44.446	1:03.926	41.185	59.335	102.7	2:44.446
2	1:54.281	23.787	37.922	52.572	154.6	4:38.727
3	5:15.221B	28.493	44.805	4:01.923	56.1	9:53.948
4	2:28.317	46.459	46.005	55.853	119.2	12:22.265

55 Karol KRET POL						
JW Raceservice Porsche 911 GT3 CUP - type 992.1						
1	2:35.389	56.936	42.634	55.819	108.7	2:35.389
2	1:54.812	25.308	37.741	51.763	153.9	4:30.201
3	1:48.858	22.960	36.208	49.690	162.3	6:19.059
4	5:29.863B	22.171	35.684	4:32.008	53.6	11:48.922
5	2:02.449	37.663	35.790	48.996	144.3	13:51.371
6	2:12.221	23.396	58.950	49.875	133.7	16:03.592
7	1:46.854	22.268	35.381	49.205	165.4	17:50.446
8	1:46.300	22.247	35.011	49.042	166.3	19:36.746
9	4:57.129B	23.790	35.630	3:57.709	59.5	24:33.875
10	2:11.970	43.229	38.051	50.690	133.9	26:45.845
11	1:47.424	22.766	35.674	48.984	164.5	28:33.269
12	1:46.877	22.050	35.063	49.764	165.4	30:20.146
13	1:45.735	22.004	34.845	48.886	167.1	32:05.881
14	1:46.208	22.350	34.936	48.922	166.4	33:52.089
15	1:45.557	21.948	34.945	48.664	167.4	35:37.646
16	1:49.485	22.058	35.566	51.861	161.4	37:27.131
17	1:44.951	21.766	34.757	48.428	168.4	39:12.082
18	1:44.770	21.720	34.558	48.492	168.7	40:56.852

63 Arthur PETERS BEL						
Team RaceArt Porsche 911 GT3 CUP - type 992.1						
1	2:52.107B	55.744	42.677	1:13.686	98.1	2:52.107
2	2:25.217	50.640	39.352	55.225	121.7	5:17.324
3	1:52.941	24.883	37.372	50.686	156.5	7:10.265
4	1:48.465	22.897	35.982	49.586	162.9	8:58.730
5	1:48.236	22.436	35.689	50.111	163.3	10:46.966
6	1:46.994	22.626	35.289	49.079	165.2	12:33.960
7	5:32.035B	22.602	35.255	4:34.178	53.2	18:05.995
8	2:10.950	41.860	37.815	51.275	135.0	20:16.945
9	1:47.514	22.644	35.545	49.325	164.4	22:04.459
10	1:46.457	22.129	35.215	49.113	166.0	23:50.916
11	1:48.385	21.851	37.236	49.298	163.1	25:39.301
12	1:47.558	21.869	36.575	49.114	164.3	27:26.859
13	1:48.707	24.099	35.498	49.110	162.6	29:15.566
14	4:01.120B	21.998	34.954	3:04.168	73.3	33:16.686
15	2:10.963	41.669	36.653	52.641	134.9	35:27.649
16	1:49.872	22.463	35.294	52.115	160.8	37:17.521
17	1:45.495	22.068	34.802	48.625	167.5	39:03.016
18	1:45.331	21.817	34.763	48.751	167.8	40:48.347

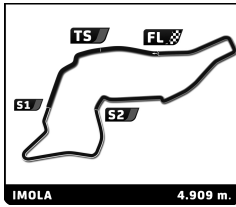


Porsche Carrera Cup Benelux 4 Hours of Imola Free Practice 1

Sector Analysis

— Invalidated Lap ■ Personal Best ■ Session Best B Crossing the pit lane

Lap	Time	Sector 1	Sector 2	Sector 3	Kph	Elapsed	Lap	Time	Sector 1	Sector 2	Sector 3	Kph	Elapsed
69 Jaap VAN LAGEN NED							15 2:25.804 21.830 1:15.022 48.952 121.2 33:22.819						
Team RaceArt Porsche 911 GT3 CUP - type 992.1							16 1:46.100 22.333 35.148 48.619 166.6 35:08.919						
1	2:11.883	36.460	40.006	55.417	128.0	2:11.883	1	2:46.811	1:06.682	41.341	58.788	101.2	2:46.811
2	2:01.176	26.206	38.922	56.048	145.8	4:13.059	2	1:54.902	24.357	38.021	52.524	153.8	4:41.713
3	1:51.591	24.375	37.408	49.808	158.4	6:04.650	3	1:54.623	23.661	38.035	52.927	154.2	6:36.336
4	<u>1:50.005</u>	22.059	35.058	<u>52.888</u>	160.7	7:54.655	4	1:52.497	23.327	36.853	52.317	157.1	8:28.833
5	<u>1:45.515</u>	21.984	35.100	<u>48.431</u>	167.5	9:40.170	5	1:51.591	23.051	36.643	51.897	158.4	10:20.424
6	1:45.154	21.710	34.831	48.613	168.1	11:25.324	6	1:50.392	22.658	36.482	51.252	160.1	12:10.816
7	<u>1:44.595</u>	21.706	34.665	<u>48.224</u>	169.0	13:09.919	7	1:50.364	22.899	36.439	51.026	160.1	14:01.180
8	6:06.818B	22.513	36.995	5:07.310	48.2	19:16.737	8	2:21.007	30.580	58.802	51.625	125.3	16:22.187
9	2:05.326	37.963	35.663	51.700	141.0	21:22.063	9	1:51.303	22.847	37.628	50.828	158.8	18:13.490
10	3:52.051B	22.324	36.422	2:53.305	76.2	25:14.114	10	1:50.443	22.861	36.348	51.234	160.0	20:03.933
11	2:09.098	40.711	37.118	51.269	136.9	27:23.212	11	2:18.657B	29.171	38.083	1:11.403	127.5	22:22.590
12	1:58.196	24.966	40.375	52.855	149.5	29:21.408	12	5:18.712B	3:24.210	40.673	1:13.829	55.4	27:41.302
13	1:49.869	23.442	36.203	50.224	160.8	31:11.277	13	2:39.966	1:02.811	41.600	55.555	110.5	30:21.268
14	1:50.259	22.248	37.824	50.187	160.3	33:01.536	14	1:52.187	23.048	37.412	51.727	157.5	32:13.455
15	1:44.275	21.664	34.412	48.199	169.5	34:45.811	15	1:49.817	22.658	36.134	51.025	160.9	34:03.272
16	1:52.430	21.823	40.934	49.673	157.2	36:38.241	16	1:51.340	22.727	37.542	51.071	158.7	35:54.612
17	1:43.936	21.612	34.247	48.077	170.0	38:22.177	17	1:50.738	22.816	37.148	50.774	159.6	37:45.350
18	1:43.856	21.551	34.153	48.152	170.2	40:06.033	18	1:48.976	22.497	35.815	50.664	162.2	39:34.326
19							19	1:49.486	22.708	35.990	50.788	161.4	41:23.812
72 Ali ALJUFFALI KSA							96 Milan MARCZAK NED						
Quanloop EST1 Racing Porsche 911 GT3 CUP - type 992.1							Ajith - RedAnt Racing Porsche 911 GT3 CUP - type 992.1						
1	3:03.611B	1:04.840	40.765	1:18.006	92.0	3:03.611	1	2:06.853	37.493	37.787	51.573	133.1	2:06.853
2	<u>2:35.108</u>	1:06.834	37.077	<u>51.197</u>	113.9	5:38.719	2	1:48.851	23.311	35.827	49.713	162.4	3:55.704
3	<u>1:48.787</u>	22.900	35.838	<u>50.049</u>	162.4	7:27.506	3	1:51.399	21.854	35.028	54.517	158.6	5:47.103
4	<u>1:48.876</u>	22.462	35.669	<u>50.745</u>	162.3	9:16.382	4	1:46.361	21.950	35.172	49.239	166.2	7:33.464
5	1:48.152	22.749	35.731	49.672	163.4	11:04.534	5	1:45.801	21.909	34.893	48.999	167.0	9:19.265
6	2:07.283B	24.816	35.711	1:06.756	138.8	13:11.817	6	1:46.244	21.945	35.179	49.120	166.3	11:05.509
7	6:46.029	5:17.524	36.418	52.087	43.5	19:57.846	7	1:46.507	22.207	35.136	49.164	165.9	12:52.016
8	1:46.968	22.168	35.463	49.337	165.2	21:44.814	8	<u>4:00.509B</u>	21.700	34.892	<u>3:03.917</u>	73.5	16:52.525
9	1:47.596	22.266	35.331	49.999	164.2	23:32.410	9	<u>2:01.733</u>	36.714	35.736	<u>49.283</u>	145.2	18:54.258
10	1:46.782	22.238	35.282	49.262	165.5	25:19.192	10	1:46.192	21.780	35.601	48.811	166.4	20:40.450
11	2:04.078B	22.233	35.212	1:06.633	142.4	27:23.270	11	1:46.671	22.070	34.875	49.726	165.7	22:27.121
12	4:01.495	2:31.391	37.771	52.333	73.2	31:24.765	12	1:45.517	21.657	34.908	48.952	167.5	24:12.638
13	1:53.309	23.524	39.585	50.200	156.0	33:18.074	13	<u>1:45.421</u>	21.585	34.862	<u>48.974</u>	167.6	25:58.059
14	1:46.497	22.502	34.895	49.100	165.9	35:04.571	14	<u>4:18.139B</u>	21.683	34.842	<u>3:21.614</u>	68.5	30:16.198
15	1:46.048	22.041	34.945	49.062	166.6	36:50.619	15	2:22.507	42.312	44.755	55.440	124.0	32:38.705
16	1:48.409	22.344	35.427	50.638	163.0	38:39.028	16	1:49.965	24.469	36.213	49.283	160.7	34:28.670
77 David DZIWOK POL							17 1:44.292 21.584 34.387 48.321 169.5 36:12.962						
Team GP Elite Porsche 911 GT3 CUP - type 992.1							18 <u>1:44.215</u> 21.615 34.222 <u>48.378</u> 169.6 37:57.177						
1	2:58.561B	54.826	45.500	1:18.235	94.6	2:58.561	19	1:43.868	21.529	34.214	48.125	170.1	39:41.045
2	2:17.683	50.377	36.817	50.489	128.4	5:16.244	20	1:45.255	21.632	35.126	48.497	167.9	41:26.300
3	1:48.212	23.087	35.545	49.580	163.3	7:04.456	1	2:22.367	44.221	42.069	56.077	118.6	2:22.367
4	1:47.494	22.797	35.443	49.254	164.4	8:51.950	2	1:52.464	24.910	36.944	50.610	157.1	4:14.831
5	1:47.433	22.578	35.485	49.370	164.5	10:39.383	3	1:47.078	22.362	35.440	49.276	165.0	6:01.909
6	1:46.611	22.381	35.278	48.952	165.8	12:25.994	4	1:46.244	22.072	35.305	48.867	166.3	7:48.153
7	<u>1:50.667</u>	22.534	35.160	<u>52.973</u>	159.7	14:16.661	5	1:45.715	21.989	34.776	48.950	167.2	9:33.868
8	2:16.949	51.869	36.034	49.046	129.0	16:33.610	6	1:45.108	21.774	34.784	48.550	168.1	11:18.976
9	1:46.035	22.036	35.104	48.895	166.7	18:19.645	7	1:44.897	21.787	34.753	48.357	168.5	13:03.873
10	1:45.734	21.794	34.950	48.990	167.1	20:05.379							
11	2:08.546B	23.710	38.264	1:06.572	137.5	22:13.925							
12	5:11.455	3:41.643	38.704	51.108	56.7	27:25.380							
13	1:46.094	21.985	35.082	49.027	166.6	29:11.474							
14	1:45.541	21.725	34.842	48.974	167.4	30:57.015							



Porsche Carrera Cup Benelux 4 Hours of Imola Free Practice 1

Sector Analysis

— Invalidated Lap ■ Personal Best ■ Session Best **B** Crossing the pit lane

Lap	Time	Sector 1	Sector 2	Sector 3	Kph	Elapsed	Lap	Time	Sector 1	Sector 2	Sector 3	Kph	Elapsed
8	10:10.762 B	21.747	34.663	9:14.352	28.9	23:14.635							
9	2:48.130	58.066	47.061	1:03.003	105.1	26:02.765							
10	1:57.362	26.990	39.730	50.642	150.6	28:00.127							
11	1:44.539	21.866	34.417	48.256	169.1	29:44.666							
12	1:43.939	21.602	34.319	48.018	170.0	31:28.605							
13	1:47.224	21.705	36.550	48.969	164.8	33:15.829							
14	<u>1:44.092</u>	21.720	34.466	<u>47.906</u>	169.8	34:59.921							

998 Jan SEYFFERT		GER											
MDM Motorsport		Porsche 911 GT3 CUP - type 992.1											
1	2:25.435	47.111	41.615	56.709	116.1	2:25.435							
2	1:53.000	24.685	36.983	51.332	156.4	4:18.435							
3	1:51.875	22.384	37.388	52.103	158.0	6:10.310							
4	1:46.953	22.064	35.796	49.093	165.2	7:57.263							
5	1:46.286	22.009	35.317	48.960	166.3	9:43.549							
6	1:45.710	21.726	34.992	48.992	167.2	11:29.259							
7	9:36.860 B	22.446	35.176	8:39.238	30.6	21:06.119							
8	2:28.877	52.223	42.120	54.534	118.7	23:34.996							
9	1:52.894	23.979	36.397	52.518	156.5	25:27.890							
10	1:44.838	21.698	34.554	48.586	168.6	27:12.728							
11	1:44.611	21.692	34.478	48.441	168.9	28:57.339							
12	1:48.575	22.332	35.819	50.424	162.8	30:45.914							
13	4:17.984 B	21.658	34.755	3:21.571	68.5	35:03.898							
14	2:05.373	40.235	34.951	50.187	141.0	37:09.271							
15	1:44.783	21.694	34.621	48.468	168.7	38:54.054							
16	1:44.598	21.654	34.538	48.406	169.0	40:38.652							