

4H OF BARCELONA

DRIVERS AND TEAM MANAGERS BRIEFING

12.04.2026



HOSPITALITY

**FOR MORE INFORMATION
PLEASE CONTACT US**

Anthony GUILLIER

Hospitality Sales Manager
a.guillier@lemans.org

+ 33 6 18 76 46 49



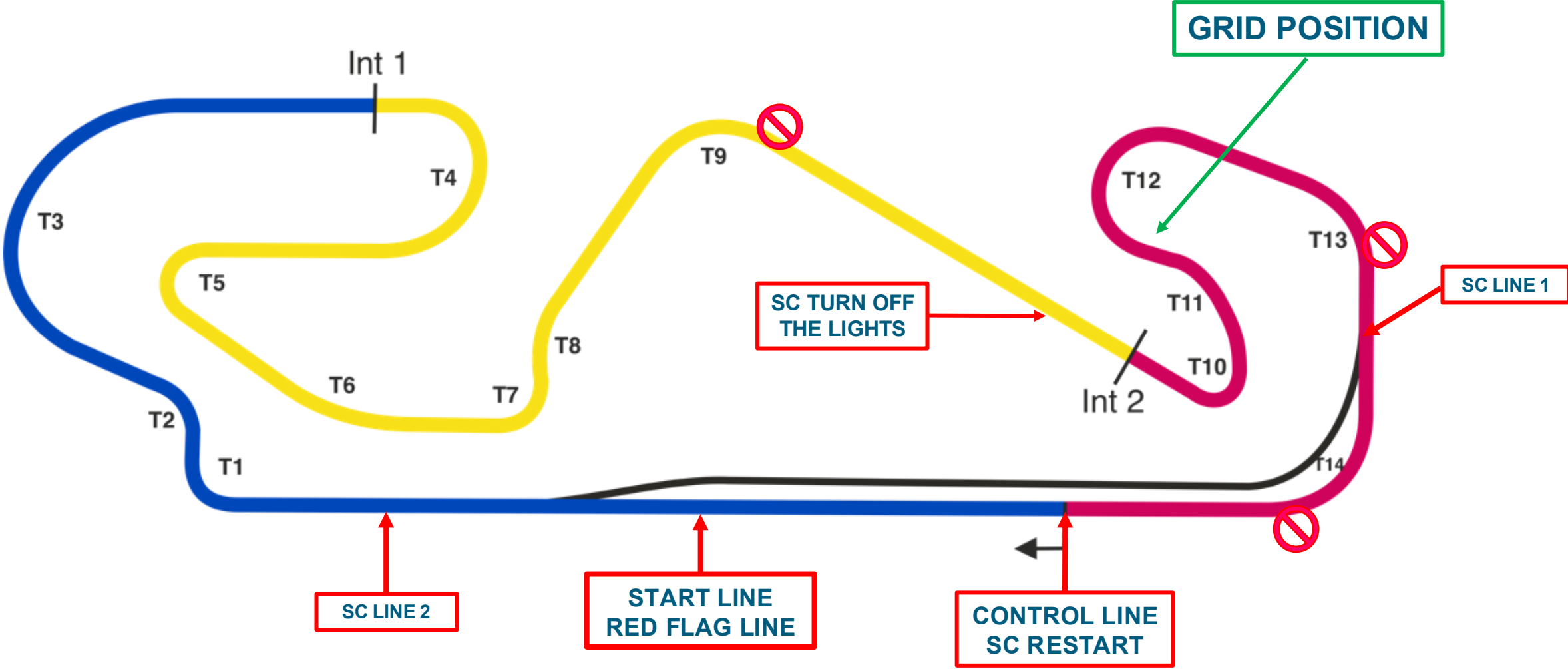
Julie TEROITIN

Hospitality Sales Officer
j.teroitin@lemans.org

+ 33 6 18 10 50 27



CIRCUIT MAP



BEHAVIOUR ON TRACK (Respect!!)



BEHAVIOUR ON TRACK (Stopping)




10 - Hofor-Racing · Pos 4: 14 - Optimum Motorsport · Pos 5: 55 - Massive Motorsport · Pos 6: 17 - IDEC SPORT

RESPECT BETWEEN CATEGORIES



PIT ENTRY & SAFETY CAR LINE 1



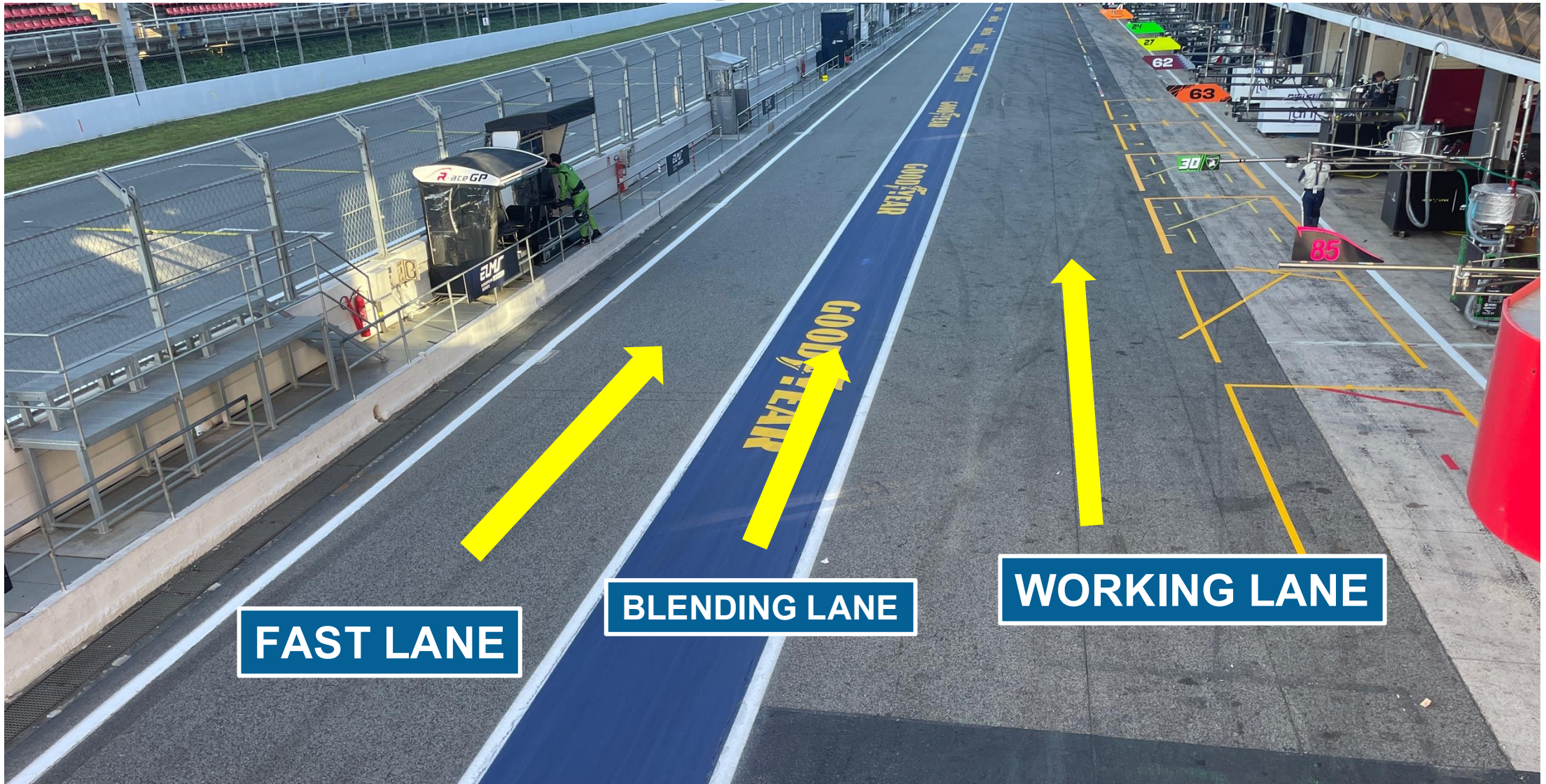
DOTTED LINE AT PIT ENTRY RHS MUST BE RESPECTED AS TRACK LIMIT FOR CARS ON TRACK

60KPH SPEED LIMIT



60KPH PIT LANE SPEED LIMIT

PIT LANE AREAS




PIT EXIT – RFID – END OF THE 60 LIMITATION

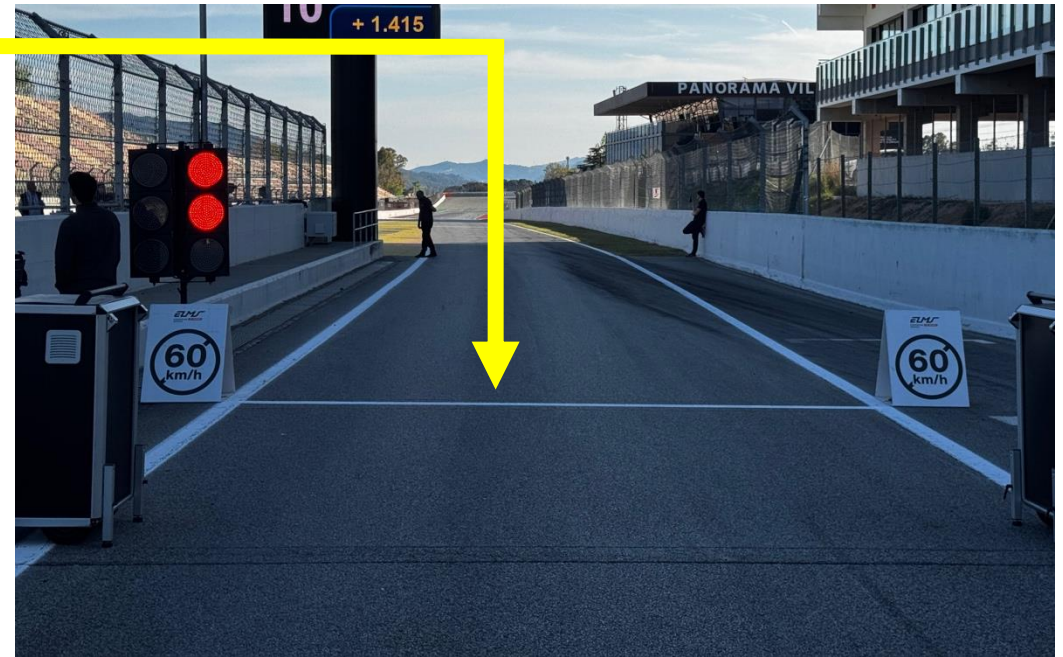


START & END OF THE WORKING LIMITS

START OF THE WORKING LIMITS



END OF THE WORKING LIMITS



PIT EXIT ROAD




WHITE LINE LHS MUST BE RESPECTED THROUGH ALL THE PIT EXIT ROAD

SC LINE 2 – PIT EXIT ROAD END



MARSHAL POST- EXTINGUISHER – TRACK OPENINGS – DIGIPANELS



ESCAPE ROAD T1/T2/T3




**Any car losing control at T1 and crossing the LHS solid White Line from T1 to the exit of T2, must remain out of the track and follow the exiting road that will bring it back on track at T3.
All cars using this road must bear Left of the 2 Bollards.
All this is to be done safely and without making a lasting advantage. If at the moment a car loses control, it is behind car X, the driver must make sure that at least he rejoins behind car X.**

ESCAPE ROAD T1/T2/T3



THE LINE – SC RESTART LINE – RD SIGNALLING



THE START LINE – RED FLAG LINE - RD REPEATER




QUESTIONS & ANSWERS



TRACK LIMITS

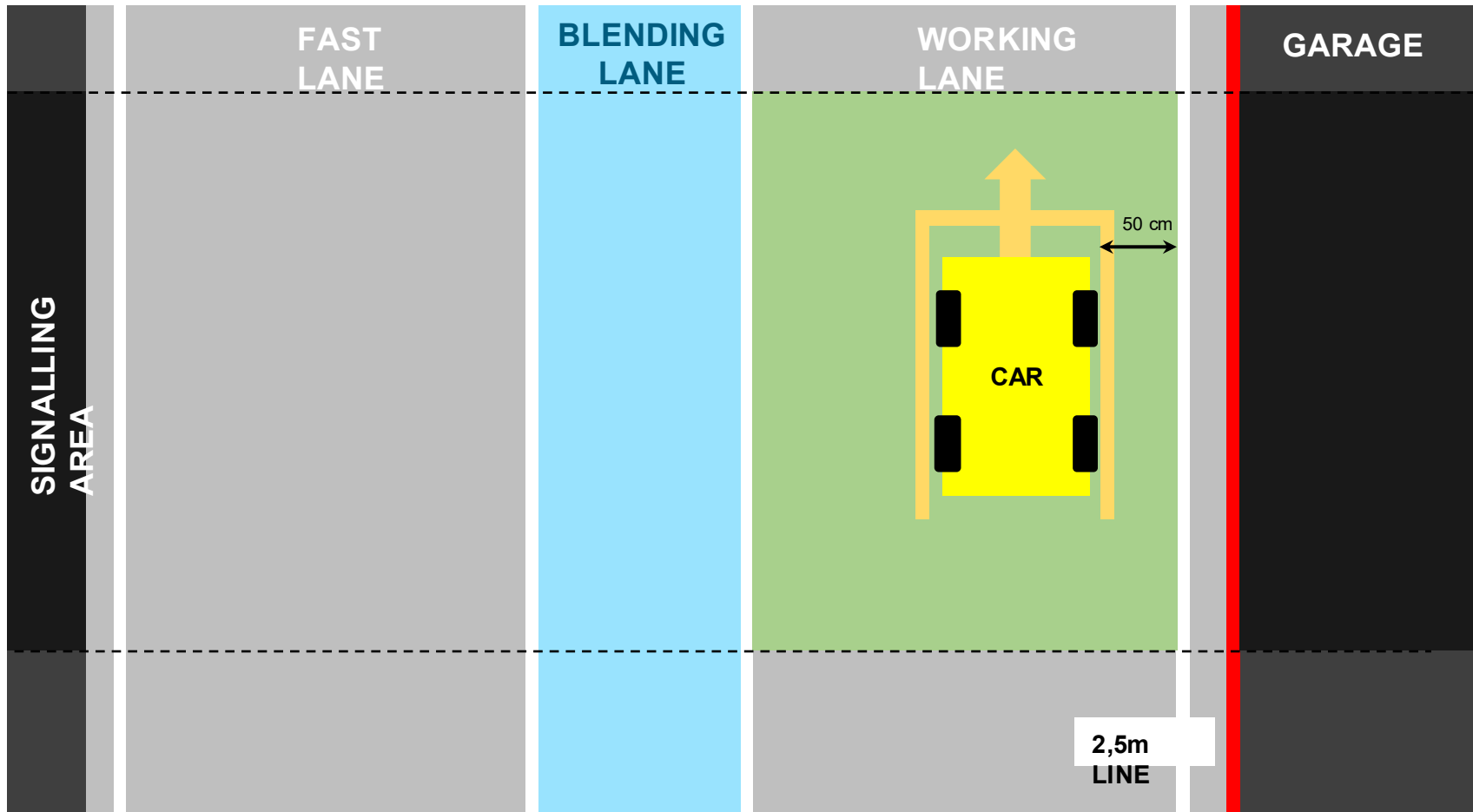


TRACK LIMITS T9




PIT STOP OPERATION


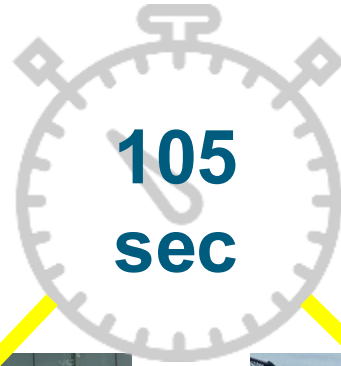
THE CAR CONTROLER (LOLLIPOP MAN) IS RESPONSIBLE FOR THE CONTROL OF THE PIT STOP & ITS SAFETY NOT ALLOWED TO DO ANY OTHER OPERATION.



DISCREPANCY BETWEEN INFORMATIONS



LMP3 MINIMUM PIT STOP TIME



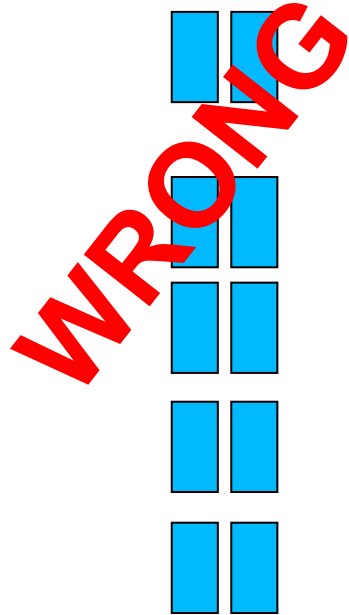
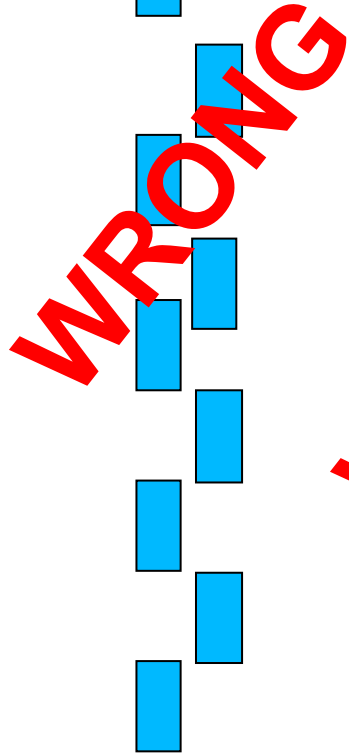

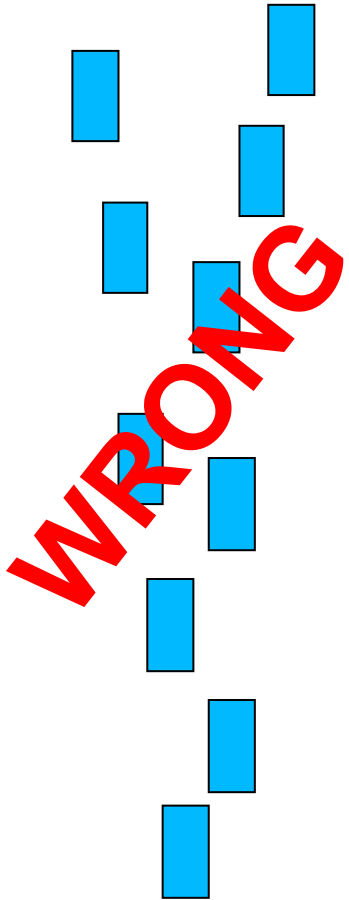
QUESTIONS & ANSWERS



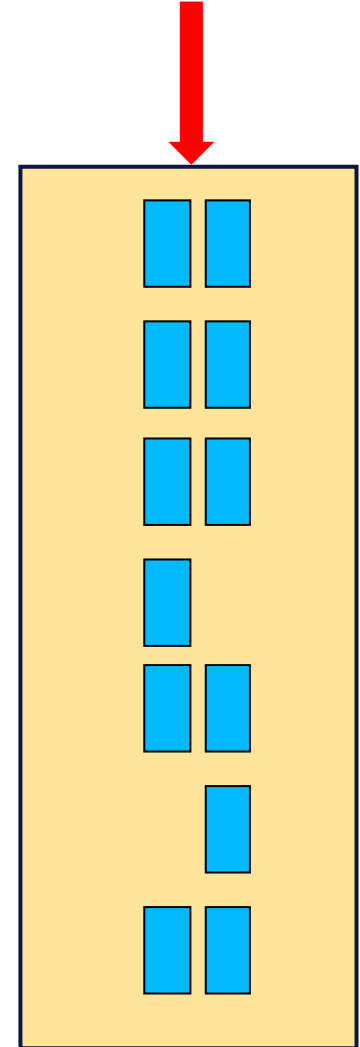
RACE START – EXITING T10




RACE START



IF THERE IS A GAP IT HAS TO BE RESPECTED




RACE START



**TWO LINES
THROUGH GRID BOXES**

RACE START



**NO OVERTAKING BEFORE RACE START SIGNAL AND CROSSING START LINE
RACE WILL START ONLY ONCE LIGHTS ARE OFF AND STARTING LINE IS CROSSED**

QUESTIONS & ANSWERS



FCY – FULL COURSE YELLOW




AT LEAST A 15 SEC COUNTDOWN WILL BE GIVEN

ALL CARS TO SLOW DOWN TO 80km (Max 5 Sec tolerance)




PIT ENTRY CLOSED LIGHT WILL BE AUTOMATICALLY ACTIVATED ONCE FCY IS ANNOUNCED. UNLESS INSTRUCTED OTHERWISE, DURING PRACTICE SESSIONS CARS ARE ALLOWED TO PIT . DURING THE RACE, THE LIGHT MUST BE RESPECTED AT ALL TIMES IT IS ACTIVATED.



DOUBLE WAVED YELLOW FLAGS IN THE AREA(S) OF THE INTERVENTION(S).

RED FLAG – DIFFERENT PROCEDURES




**RD will announce RED FLAG on radio
NO COUNTDOWN!**



SESSIONS: ALL CARS TO SLOW DOWN TO 80kph, NO OVERTAKING AND RETURN TO THE PITLANE

RACE: ALL CARS TO SLOW DOWN, NO OVERTAKING AND LINE UP LHS AT THE RED FLAG LINE



DOUBLE WAVED YELLOW FLAGS IN THE AREA(S) OF THE INTERVENTION(S)

VSC – Virtual Safety Car



AT LEAST A 15 SEC COUNTDOWN WILL BE GIVEN


ALL CARS TO SLOW DOWN TO 80km (Max 5 Sec tolerance)

VSC WILL SYSTEMATICALLY BE FOLLOWED BY A SAFETY CAR PROCEDURE




DOUBLE WAVED YELLOW FLAGS IN THE AREA(S) OF THE INTERVENTION(S)

SC – Safety Car



LEADER TO SLOW DOWN, ONCE ALL CARS ARE QUEUED UP, THEY MUST FOLLOW THE SC SPEED

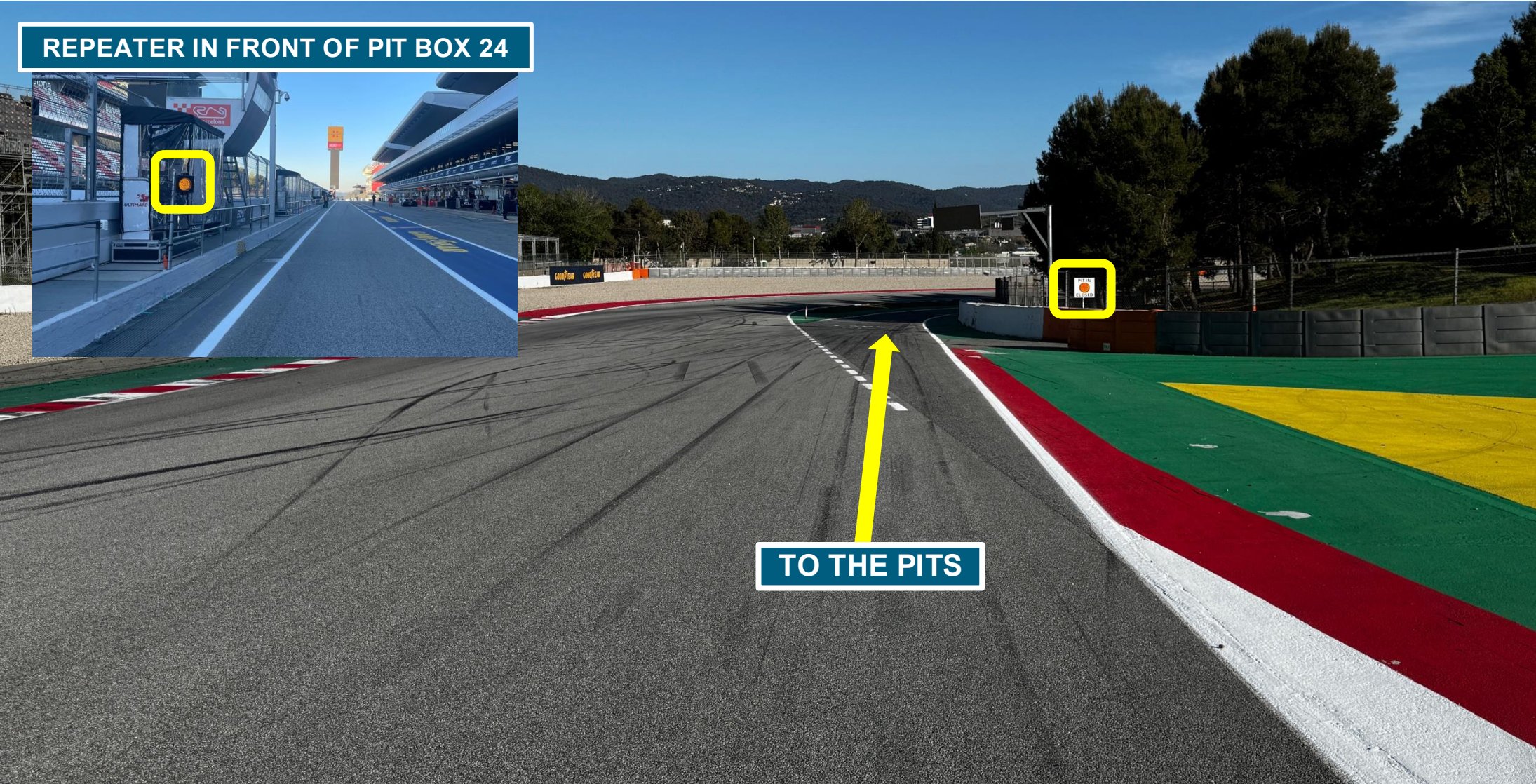


NO COUNTDOWN PRECEDING A SAFETY CAR

DOUBLE WAVED YELLOW FLAGS IN THE AREA(S) OF THE INTERVENTION(S)

PIT ENTRY WILL BE CLOSED FOR THE FIRST 3 LAPS AS DEFINED IN THE REGULATIONS

SAFETY CAR – FCY – PIT ENTRY CLOSED LIGHT



PIT ENTRY COMMITMENT LINE SAFETY CAR, FCY & RED FLAG



Any car that has any part over this line at the moment of deployment of a SC or FCY procedure will be deemed committed to enter the pits.


SAFETY CAR – PASS AROUND PROCEDURES

PREPARE FOR THE PASS AROUND



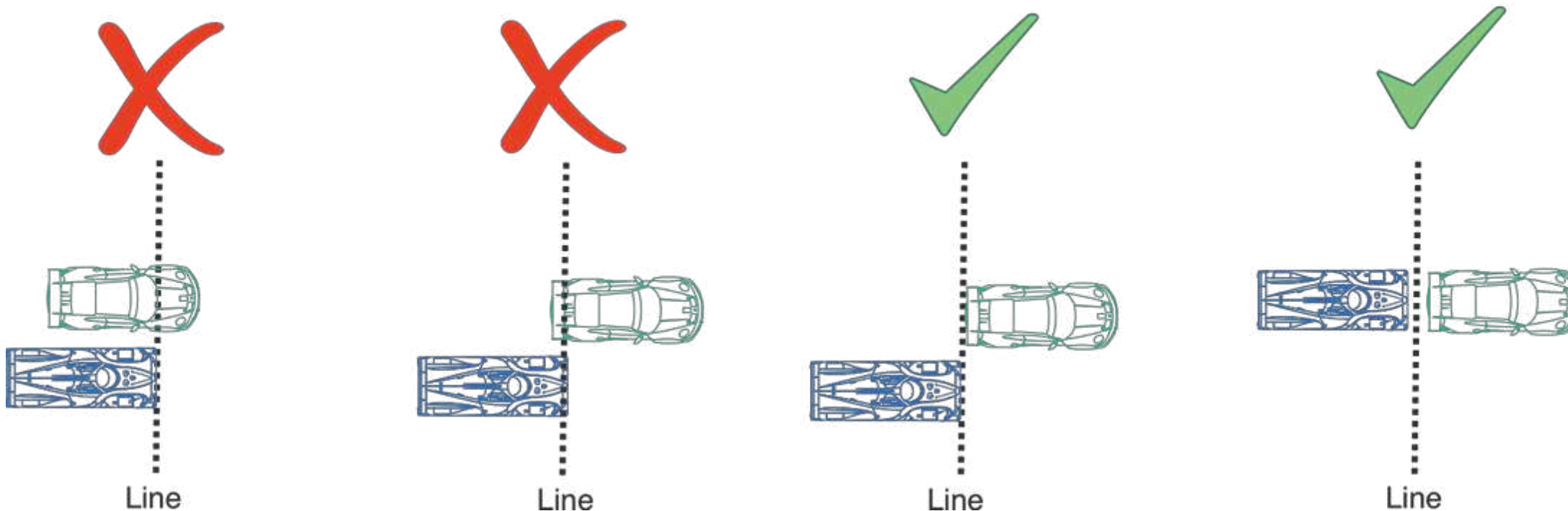
SAFETY CAR – PASS AROUND PROCEDURES

START THE PASS AROUND



SAFETY CAR – RESTART

Similar behavior concerning the relative position of the cars at the end of the FCY




YELLOW & DOUBLE YELLOW FLAG



SINGLE YELLOW FLAG

- REDUCE YOUR SPEED
- DON NOT OVERTAKE
- BE PREPARED TO CHANGE DIRECTION



DOUBLE YELLOW FLAG

REDUCE YOUR SPEED SIGNIFICANTLY
DON NOT OVERTAKE
BE PREPARED TO CHANGE DIRECTION OR STOP
MARSHALS MAY BE EXPOSED




In VSC, SC, FCY and Red Flag procedures, any Marshal Post(s) that has any intervention in his sector will signal with double waved yellow and the relevant board

QUESTIONS & ANSWERS



PROCEDURE AFTER THE RACE



-  Winners of each category (LMP2 – LMP2 PRO/AM – LMGT3 – LMP3)
-  Cars to scrutineering
-  Parc Fermé after the race

ALWAYS FOLLOW MARSHALS INSTRUCTIONS

GENERAL TEAM MANAGER INFORMATION



TIMETABLE V3

- Discord should be online 10min prior the session
- Discord pseudo for the Team Manager NUMBER OF CAR_NAME OF THE TEAM
- Discord pseudo for other team members : NAME OF THE TEAM_NAME OF THE PERSON
- Pit wall radio will be tested 5mins before each session
- Race control access via Pit lane and Race Control Tower



ELMS SPORTING REGULATIONS V2



ELMS COMMITTEE DECISION N°09



SUPPORT RACES: Michelin Le Mans Cup, Ligier European Series, Porsche Carrera Cup France



PIT STOP PRACTICES: Friday from 13:20h to 13:50h



efsport@gmail.com

WhatsApp: + 351 917 360 440

TOP-4 STARTING DRIVERS MEETING

Saturday 18:00h in the Briefing Room

Top 4 of the LMP2 category

Top 4 of the LMP2 Pro/Am category

Top 4 of the LMP3 category

Top 4 of the LMGT3 category

QUESTIONS & ANSWERS



THANK YOU